



OFFICIAL NOTICE AND AGENDA

Notice is hereby given that the City of Stoughton Utilities Committee will hold a regular meeting on the date and at the time and location given below.

Meeting of: **CITY OF STOUGHTON UTILITIES COMMITTEE**
Date/Time: Monday, April 13, 2020 at 3:30 p.m.
Location: Online Attendance Online. [GoToMeeting ID 123949637](#).
Members: Citizen Member David Erdman (Chair), Alderperson Ben Heili, Alderperson Regina Hirsch, Alderperson Greg Jensen, Citizen Member John Kallas, Mayor Tim Swadley (Vice-Chair), Citizen Member Dustin Thoren

AGENDA:

CALL TO ORDER

CONSENT AGENDA

(All items are considered routine and will be enacted upon by one motion. There will be no separate discussion of these items unless a Stoughton Utilities Committee member so requests, in which event the item will be removed from the consent agenda and be considered on the regular agenda.)

- a. Draft Minutes of the February 17, 2020 Regular Utilities Committee Meeting
- b. Stoughton Utilities February Payments Due List Report
- c. Stoughton Utilities March Payments Due List Report
- d. Stoughton Utilities January Financial Summary
- e. Stoughton Utilities January Statistical Report
- f. Stoughton Utilities February Statistical Report
- g. Stoughton Utilities February Activities Report
- h. Communications

OLD BUSINESS

1. Status of the Utilities Committee Recommendation(s) to the Stoughton Common Council
(Discussion)

NEW BUSINESS

2. Simplified Regulatory Review of Water Utility Rates **(Discussion)**
3. Wisconsin Department of Natural Resources Sanitary Survey Report and Notice of Noncompliance **(Discussion)**
4. Bid Award of 2020 Street and Utility Construction Contract 1-2020 to Parisi Construction Co., Inc. **(Action)**
5. Recommendation to Rebid 1-2020 Alternate Bid No. 1 for Sanitary Sewer Work as a Separate Contract **(Action)**
6. Approval of a Communication Cabinet Easement Located at Stoughton Utilities Well No. 4 at 921 North Van Buren Street **(Action)**
7. Stoughton Utilities COVID-19 Operational Response **(Discussion)**
8. Suspension of Customer Collection Activities During COVID-19 Response **(Discussion)**
9. Utilities Committee Future Agenda Item(s) **(Discussion)**

ADJOURNMENT

Notices Sent To:

Stoughton Utilities Committee Members
Stoughton Utilities Director Jill M. Weiss, P.E.
Stoughton Utilities Assistant Director Brian Hoops

cc: Stoughton Assistant Director of Finance & City Treasurer Ryan Wiesen
Stoughton City Attorney Matthew Dregne
Stoughton Common Council Members
Stoughton City Clerk Holly Licht
Stoughton Deputy Clerk Candee Christen
Stoughton Leadership Team
Stoughton Utilities Electric System Supervisor Bryce Sime
Stoughton Utilities Operations Superintendent Sean Grady
Stoughton Utilities Water System Supervisor Kent Thompson
Stoughton Utilities Wastewater System Supervisor Brian Erickson
Unified Newspaper Group – Stoughton Courier Hub

CONNECTION INSTRUCTIONS: Please join the meeting from your computer, tablet or smartphone using the following URL:

<https://global.gotomeeting.com/join/123949637>

You can also dial in using your phone at (866) 899-4679 using access code: 123-949-637

ATTENTION COMMITTEE MEMBERS: Two-thirds of members are needed for a quorum. The committee may only conduct business when a quorum is present. If you are unable to attend the meeting, please contact Brian Hoops via telephone at (608) 877-7412, or via email at BHoops@stoughtonutilities.com.

It is possible that members of, and possibly a quorum of members of other committees of the Common Council of the City of Stoughton may be in attendance at this meeting to gather information. No action will be taken by any such group(s) at this meeting other than the Stoughton Utilities Committee consisting of the members listed above. An expanded meeting may constitute a quorum of the Common Council.

Upon reasonable notice, efforts will be made to accommodate the needs of disabled individuals through appropriate aids and services. For information, or to request such assistance, please contact Stoughton Utilities at (608) 873-3379.

Current and past Stoughton Utilities Committee documents, including meeting notices, meeting packets, and meeting minutes, are available for public download at <http://stoughtonutilities.com/uc>.

DRAFT STOUGHTON UTILITIES COMMITTEE REGULAR MEETING MINUTES

Monday, February 17, 2020 – 5:30 p.m.

Stoughton, WI

Page No. 1

Location: Edmund T. Malinowski Board Room
Stoughton Utilities Administration Office
600 South Fourth Street
Stoughton, Wisconsin, 53589

Members Present: Citizen Member David Erdman (Chair), Alderperson Regina Hirsch, Mayor Tim Swadley (Vice-Chair), Citizen Member Dustin Thoren

Excused: Alderperson Ben Heili, Citizen Member John Kallas

Absent: None

Others Present: Stoughton Utilities Assistant Director Brian Hoops, Stoughton Utilities Director Jill Weiss

Call to Order: Utilities Committee Chairperson David Erdman called the regular Stoughton Utilities Committee Meeting to order at 5:30 p.m.

Utilities Committee Consent Agenda: Stoughton Utilities staff presented and discussed the Stoughton Utilities Committee consent agenda items, highlighting a thank you note received from the Stoughton Area School District following a recent power outage and an upcoming event related to renewable energy that SU is sponsoring. Jenson discussed a call he had received from a constituent regarding a recent sewer backup

Motion by Jenson, the motion seconded by Hirsch, to approve the following consent agenda items as presented:

- a. Draft Minutes of the January 30, 2020 Regular Utilities Committee Meeting
- b. Stoughton Utilities January Payments Due List Report
- c. Stoughton Utilities December Financial Summary
- d. Stoughton Utilities December Statistical Report
- e. Stoughton Utilities January Activities Report
- f. Communications

The motion carried unanimously 5 to 0.

Status of the Utilities Committee recommendation(s) to the Stoughton Common Council: Stoughton Utilities staff presented and discussed the following items from the Stoughton Utilities Committee that were approved and/or placed on file by the Stoughton Common Council:

Consent Agenda:

1. Minutes of the November 18, 2019 Regular Utilities Committee Meeting
2. Stoughton Utilities November Payments Due List Report
3. Stoughton Utilities December Payments Due List Report
4. Stoughton Utilities October Financial Summary
5. Stoughton Utilities November Financial Summary
6. Stoughton Utilities October Statistical Report
7. Stoughton Utilities November Statistical Report

Business:

1. Reallocation of 2020 Wastewater Capital Improvement Project Funding

Discussion followed.

DRAFT STOUGHTON UTILITIES COMMITTEE REGULAR MEETING MINUTES

Monday, February 17, 2020 – 5:30 p.m.

Stoughton, WI

Page No. 2

Ordinance to Create Section 74-16 of the City of Stoughton Code of Ordinances, Relating to Water Cross

Connection Control: Stoughton Utilities staff presented and discussed a draft ordinance to regulate water cross connections and provide support to the established Stoughton Utilities Cross Connection Control Program. Discussion followed.

Motion by Hirsch, the motion seconded by Jenson, to approve the creation of Section 74-16 of the City of Stoughton Code of Ordinances, relating to utilities and the creation of an ordinance for water cross connection control, and recommend approval of the adopting ordinance to the Stoughton Common Council. The motion carried unanimously 5 to 0.

Ordinance to Create Section 74-2(f) of the City of Stoughton Code of Ordinances, Relating to Relocation of Sewer Connections:

Stoughton Utilities staff presented and discussed a draft ordinance that specifies a procedure for the relocation of sanitary sewer connections from abandoned mains to newly installed mains, addressing standard construction as well as when environmental concerns exist. Staff discussed that a replacement period of five years or upon discovery of an environmental concern would be applied to the upcoming sanitary sewer replacement and relocation on Prospect Street. Discussion followed.

Motion by Hirsch, the motion seconded by Jenson, to approve the creation of Section 74-2(f) of the City of Stoughton Code of Ordinances, relating to relocation of sewer connections, and recommend approval of the adopting ordinance to the Stoughton Common Council. The motion carried unanimously 5 to 0.

Bad Debt Account Write-Offs through December 31, 2019:

Stoughton Utilities and City of Stoughton staff presented and discussed the Bad Debt Account Write-Offs through December 31, 2019. Discussion followed. Motion by Hirsch, the motion seconded by Jenson, to approve the Bad Debt Account Write-offs through December 31, 2019 and recommend the approval and the adoption of the corresponding resolution to the Stoughton Common Council on February 25, 2020. The motion carried unanimously 5 to 0.

Sample Lead Ordinances: Stoughton Utilities staff presented and discussed sample ordinances relating to lead service line replacement programs in the Wisconsin cities of Jefferson, Kaukauna, Madison, Manitowoc, and Menasha. Discussion followed. The committee directed utilities staff to include some of the formatting aspects of the Madison ordinance when drafting an ordinance for Stoughton, and to continue financing discussions with city staff.

Utilities Committee Future Agenda Items: Staff informed the committee that upcoming meeting topics include a draft ordinance related to the mandatory replacement of lead water services, utility cyber security, and the additional of fluoride to the public water system. Discussion followed.

Adjournment: Being no further business before the committee, the Chair adjourned the regular Stoughton Utilities Committee Meeting at 6:45 p.m.

Respectfully submitted

Brian R. Hoops

Stoughton Utilities Assistant Director

Date: Wednesday, March 04, 2020
 Time: 09:51AM
 User: SGUNSOLUS

Stoughton Utilities
Check Register Summary - Standard

Page: 1 of 4
 Report: 03699W.rpt
 Company: 7430

Period: - As of: 3/4/2020

Check Nbr	Type	Date	Amount Paid	Vendor ID / Name	Description
Company: 7430					
001944	EP	2/6/2020	46,998.93	516 WELLS FARGO BANK	VO for check batch: 309560
001945	HC	2/20/2020	808,627.54	009 WPPI	WPPI-Renewable Energy/WPPI-Buy Back Solar Credit/WPPI-Large Power/WPPI-Book Purchase/WPPI-Support Services/WPPI-Support Services/WPPI-Support Services/WPPI-Support Services
001946	HC	2/28/2020	455.13	007 TDS Metrocom - Ach	TDS Metrocom - Feb Ach/TDS Metrocom - Feb Ach/TDS Metrocom - Feb Ach/TDS Metrocom - Feb Ach
001947	HC	2/28/2020	682.65	004 Us Cellular - Ach	Us Cellular - Feb Ach/Us Cellular - Feb Ach/Us Cellular - Feb Ach
001948	HC	2/28/2020	439.17	856 GORDON FLESCH COMPANY, INC.	Gordon Flesch-Feb Ach/Gordon Flesch-Feb Ach/Gordon Flesch-Feb Ach/Gordon Flesch-Feb Ach
001949	HC	2/28/2020	422.77	547 Charter Communications-Ach	Charter Comm-Feb Ach/Charter Comm-Feb Ach/Charter Comm-Feb Ach/Charter Comm-Feb Ach
001950	HC	2/28/2020	2,684.42	003 Alliant Energy - Ach	Alliant Energy - Feb Ach/Alliant Energy - Feb Ach/Alliant Energy - Feb Ach/Alliant Energy - Feb Ach/Alliant Energy - Feb Ach/Alliant Energy - Feb Ach/Alliant Energy - Feb Ach
001951	HC	2/28/2020	161.42	952 AT&T	AT&T-Feb Ach/AT&T-Feb Ach
001952	HC	2/28/2020	1,847.96	001 Delta Dental - Ach	Delta Dental - Feb Ach/Delta Dental - Feb Ach/Delta Dental - Feb Ach
001953	HC	2/28/2020	30.52	421 FIRST DATA CHARGES	First Data-Feb Ach/First Data-Feb Ach/First Data-Feb Ach/First Data-Feb Ach
001954	HC	2/28/2020	180.00	318 PITNEY-BOWES INC-PURCHASE POWER	Pitney Bowes-Feb Ach/Pitney Bowes-Feb Ach/Pitney Bowes-Feb Ach/Pitney Bowes-Feb Ach
001955	HC	2/28/2020	705.44	002 Employee Benefits Corp - Ach	EBC - Feb Ach/EBC - Feb Ach/EBC - Feb Ach/EBC - Feb Ach
001956	HC	2/28/2020	8,721.40	020 Wells Fargo Bank-Ach	Client Analysis-Feb Ach/Client Analysis-Feb Ach/Client Analysis-Feb Ach/Client Analysis-Feb Ach

Date: Wednesday, March 04, 2020
 Time: 09:51AM
 User: SGUNSOLUS

Stoughton Utilities
Check Register Summary - Standard

Page: 2 of 4
 Report: 03699W.rpt
 Company: 7430

Period: - As of: 3/4/2020

Check Nbr	Type	Date	Amount Paid	Vendor ID / Name	Description
001957	HC	2/28/2020	14,631.71	010 WI Dept. of Revenue Taxpayment-Ach	Dept of Rev-Feb Ach/Dept of Rev-Feb Ach
001958	HC	2/28/2020	7,041.36	008 Payroll State Taxes - Ach	State Taxes - Feb Ach/State Taxes - Feb Ach
001959	HC	2/28/2020	36,996.35	025 Payroll Federal Taxes- Ach	Federal Taxes - Feb Ach/Federal Taxes - Feb Ach/Federal Taxes - Feb Ach/Federal Taxes - Feb Ach
026731	CK	2/5/2020	17,020.00	084 HARVEST FARMS, LLC	Harvest Farms-Emb Credits
026732	CK	2/5/2020	1,147.70	327 BORDER STATES ELECTRIC SUPPLY	Border States-Inventory
026733	CK	2/5/2020	5,622.69	448 STRAND ASSOCIATES INC.	Strand-19 Const/Strand-2020 Const/Strand-Uniroyal/Strand-2020 Const/Strand-19 Const
026734	CK	2/5/2020	414.54	764 CHARLES MOTLEY	C Motley-Deposit Refund
026735	CK	2/5/2020	2,671.64	846 CUMMINS SALES AND SERVICE	Cummins-Office Generator/Cummins-Office Generator/Cummins-Office Generator
026736	CK	2/5/2020	332.31	304 JASON REYNOLDS	J Reynolds-Deposit Refund
026737	CK	2/5/2020	1,213.78	400 RESCO	Resco-Supplies/Resco-Supplies
026738	CK	2/5/2020	320.98	844 WOODLAND STUDIOS LLC	Woodland-Deposit Refund
026739	CK	2/5/2020	393.98	977 BIG RIG REPAIR-RICK COPPERNOLL	Big Rig-Deposit Refund
026740	CK	2/5/2020	541.04	133 WISCONSIN SCTF	WI SCTF-Feb A Support
026741	CK	2/13/2020	29,232.00	165 MIDWEST METER INC	Midwest-Meters & bases
026742	CK	2/13/2020	10,637.20	327 BORDER STATES ELECTRIC SUPPLY	Border States-Inventory/Border States-Inventory/Border States-Inventory
026743	CK	2/13/2020	1,046.86	400 RESCO	Resco-Supplies/Resco-Inventory/Resco-Supplies
026744	CK	2/13/2020	53.32	585 CURTIS ARMSTRONG	C Armstrong-Customer Refund
026745	CK	2/13/2020	2,081.33	714 EGS	EGS-LS Generator repairs
026746	CK	2/13/2020	308,510.51	131 CITY OF STOUGHTON	City Stoton-Vehicle Maint.

Date: Wednesday, March 04, 2020
 Time: 09:51AM
 User: SGUNSOLUS

Stoughton Utilities
Check Register Summary - Standard

Page: 3 of 4
 Report: 03699W.rpt
 Company: 7430

Period: - As of: 3/4/2020

Check Nbr	Type	Date	Amount Paid	Vendor ID / Name	Description
026747	CK	2/18/2020	190.00	633 DANE COUNTY HIGHWAY AND TRANS. DEPT.	Dane Cnty-Permit
026748	CK	2/18/2020	456.24	166 INKWORKS, INC.	Inkworks-Bill Inserts
026749	CK	2/18/2020	597.21	405 ROSENBAUM CRUSHING & EXCAV.	Rosenbaum-Dump Charges
026750	CK	2/18/2020	3,451.02	451 INSIGHT FS	Insight-Fuel/Insight-Fuel/Insight-Fuel
026751	CK	2/18/2020	5,452.50	727 GLS UTILITY LLC	GLS Utility-Jan Locates/GLS Utility-Jan Locates/GLS Utility-Jan Locates
026752	CK	2/18/2020	4,456.25	855 CRANE ENGINEERING SALES, INC.	Crane-Repair Daft Drive
026753	CK	2/18/2020	396.50	865 BOARDMAN & CLARK LLP	Boardman-Atty Fees
026754	CK	2/18/2020	1,000.00	117 HOUSING ADVOCACY TEAM OF STOUGHTON	Housing Adv-Donation
026755	CK	2/18/2020	2,398.40	143 DIGGERS HOTLINE, INC.	Diggers Hotline-Locates
026756	CK	2/18/2020	585.00	548 WISCONSIN RURAL WATER ASSOC.	WRWA-Membership ren
026757	CK	2/18/2020	24.81	637 BRIAN OR DIANE WAGNER	B Wagner-Deposit Refund
026758	CK	2/18/2020	1,260.06	781 DUNKIRK WATER POWER CO LLC	Dunkirk-Deposit Refund
026759	CK	2/20/2020	18,912.40	131 CITY OF STOUGHTON	City Stoton-Feb Retirement/City Stoton-Feb Retirement/City Stoton-Feb Retirement
026760	CK	2/20/2020	344.50	133 WISCONSIN SCTF	WI SCTF-Feb B Support
026761	CK	2/26/2020	4,007.50	090 SOLENIS LLC	Solenis-Polymer Tote
026762	CK	2/26/2020	4,218.10	165 MIDWEST METER INC	Midwest Meter-Meter parts
026763	CK	2/26/2020	15,316.62	448 STRAND ASSOCIATES INC.	STRAND ASSOCIATES INC.
026764	CK	2/26/2020	1,967.07	491 PUBLIC SVC. COMM. OF WI.	PSC-Assessments
026765	CK	2/26/2020	604.38	900 GENERAL HEATING & AIR CONDITION., INC.	Gen Heating-Repair heat/Gen Heating-Repair heat/Gen Heating-Repair heat
026766	CK	2/26/2020	22,501.55	327 BORDER STATES ELECTRIC SUPPLY	Border States-Inventory/Border States-Inventory/Border States-Inventory

Date: Wednesday, March 04, 2020
 Time: 09:51AM
 User: SGUNSOLUS

Stoughton Utilities
Check Register Summary - Standard

Page: 4 of 4
 Report: 03699W.rpt
 Company: 7430

Period: - As of: 3/4/2020

Check Nbr	Type	Date	Amount Paid	Vendor ID / Name	Description
026767	CK	2/26/2020	8,990.00	359 BROWN WOOD PRESERVING CO., INC.	Brown Wood-Inventory
026768	CK	2/26/2020	12,194.06	400 RESCO	Resco-Inventory/Resco-Inventory/Resco-Inventory
026769	CK	2/26/2020	184.31	472 KEN SLINDE	K Slinde-Customer Refund
026770	CK	2/26/2020	15,654.84	539 DEPT OF ADMIN-WISMART VENDOR #396028867 E	Dept of Admin-Public Benefits
026771	CK	2/26/2020	45.00	956 WI DNR - OPERATOR CERTIFICATION SS/7	Wi DNR-Operator Cert.
101918	CK	2/6/2020	3,710.00	155 ZOHO CORPORATION	ZOHO Corp-Software lic/ZOHO Corp-Software lic/ZOHO Corp-Software lic
101919	CK	2/6/2020	457.50	157 FORSTER ELEC. ENG.,INC.	Forster-Supplies/Forster-Supplies
101920	CK	2/6/2020	4,844.85	463 GREAT-WEST	Great West-Feb A Def Comp
101921	CK	2/6/2020	450.00	731 NORTH SHORE BANK FSB-DEFERRED COMP.	N Shore Bk-Feb A Def Comp
101922	CK	2/6/2020	3,406.13	852 INFOSEND, INC	Infosend-Billing & Mailing/Infosend-Billing & Mailing/Infosend-Billing & Mailing/Infosend-Billing & Mailing
101923	CK	2/20/2020	44.00	310 HANSON PEST MANAGEMENT	Hanson Pest-Pest Maint.
101924	CK	2/20/2020	4,844.85	463 GREAT-WEST	Great West-Feb B Def Comp
101925	CK	2/20/2020	450.00	731 NORTH SHORE BANK FSB-DEFERRED COMP.	N Shore Bk-Feb B Def Comp
Company Total			1,455,282.30		

Date: Thursday, February 06, 2020

Time: 01:29PM

User: SGUNSOLUS

Stoughton Utilities Posting Preview Report

Select By: {PSSPurchCard.RefNbr} = '0000000108'

Company	Account	Sub	Vendor ID	Merchant	Amount	Description	Post Date	Emp ID	Projec
Import ID: 009010		Import # : 0000000108							
7450	143	000000	652	MENARDS MONONA WI	-6.24	REFUNDED	01/20/2020	8400	-
7450	143	000000	652	MENARDS MONONA WI	-143.23	REFUNDED	01/20/2020	8400	-
7450	642	000000	652	MENARDS MONONA WI	-0.01	REFUNDED	01/20/2020	8400	-
7430	920	000000	894	KALAHARI RESORT - WI	-119.99	MEUW CONFERENCE	01/20/2020	1025	-
7460	840	000000	740	FACEBK BEZ53RA9Q2	15.96	FACEBOOK SPONSORED POSTS	01/03/2020	3680	-
7460	851	000000	352	STAPLS7303430228000001	17.52	GENERAL OFFICE SUPPLIES	01/06/2020	3680	-
7460	851	000000	352	STAPLS7303640167000001	32.91	MEETING EXPENSE - CONFERENCE ROOM AND KITCHEN SUPPLIES	01/13/2020	3680	-
7460	851	000000	352	STAPLS7303640824000001	20.79	GENERAL OFFICE SUPPLIES	01/13/2020	3680	-
7460	851	000000	601	SQ FOSDAL HOME BAK	2.48	Meeting expense - UC meeting	01/31/2020	3680	-
7460	851	000000	507	WAL-MART #1176	1.85	Meeting expense - Conference room and kitchen supplies	01/31/2020	3680	-
7460	850	000000	994	DEAKS PUB AND GRILL - WI	49.22	CHRISTMAS PARTY	01/13/2020	1025	-
7460	851	000000	604	CDW GOVT #WGT6987	21.81	REPLACEMENT KEYBOARD/MOUSE SETS X2	01/02/2020	5250	-
7460	851	000000	836	MSFT E04009VZ15	13.00	OFFICE 365 - HOSTED SKYPE FOR BUSINESS	01/03/2020	5250	-
7460	851	000000	836	MSFT E04009VN7U	2.50	OFFICE 365 - HOSTED ONEDRIVE FOR BUSINESS	01/03/2020	5250	-
7460	840	000000	419	PAYFLOW/PAYPAL	43.40	Credit card processing - Desktop and Recurring	01/03/2020	5250	-
7460	840	000000	419	PAYFLOW/PAYPAL	32.58	Credit card processing - Online MyAccount	01/03/2020	5250	-
7460	834	000000	422	AMZN MKTP US 8N3SP7PJ3	84.00	GAS DETECTOR CALIBRATION	01/29/2020	8700	-
7460	831	000000	108	ASLESON'S TRUE VALUE HDW	9.48	MISC COLLECTION	01/09/2020	8740	-
7460	831	000000	108	ASLESON'S TRUE VALUE HDW	13.98	JET VAC NOZZLE SLED	01/24/2020	8740	-
7460	834	000000	108	ASLESON'S TRUE VALUE HDW	4.25	OFFICE SINK AERATORS	01/06/2020	7400	-
7460	850	000000	894	MPTC-FDL BOOKSTORE #1796	282.21	CLASS SUPPLIES	01/09/2020	8710	-
7460	831	000000	108	ASLESON'S TRUE VALUE HDW	2.72	CAMERA BOLTS	01/15/2020	8710	-
7460	834	000000	795	EMS INDUSTRIAL, INC.	238.66	FRONT DRIVE HEATER BLOWER MOTOR	01/28/2020	8710	-
7460	854	000000	809	CINTAS 60A SAP	15.61	UNIFORM CLEANING	01/06/2020	4000	-
7460	854	000000	809	CINTAS 60A SAP	15.61	UNIFORM CLEANING	01/13/2020	4000	-
7460	834	000000	322	IN SUNDANCE BIOCLEAN, IN	127.50	JANITORIAL	01/16/2020	4000	-
7460	854	000000	809	CINTAS 60A SAP	15.61	UNIFORM CLEANING	01/20/2020	4000	-
7460	854	000000	809	CINTAS 60A SAP	18.53	UNIFORM CLEANING	01/27/2020	4000	-
7460	834	000000	994	FW WEBB #112	855.57	PLANT GARAGE HEATER	01/02/2020	8200	-
7460	831	000000	550	FIRST SUPPLY WFPG MAD	100.00	MANHOLE CEMENT	01/02/2020	8200	-
7460	831	000000	292	PRECISION DRIVE & CONTRO	834.00	VENNEVOLL LS CONTROL PANEL REPAIRS	01/03/2020	8200	-
7460	834	000000	417	SUPERIOR CHEMICAL CORP	155.57	CLEANING SUPPLIES - WWTP	01/08/2020	8200	-
7460	833	000000	236	GRAINGER	721.31	RAS PUMP SUPPLIES	01/13/2020	8200	-
7460	831	000000	236	GRAINGER	37.84	CAMERA SUPPLIES	01/15/2020	8200	-
7460	833	000000	108	ASLESON'S TRUE VALUE HDW	46.81	RAS LINE SUPPLIES	01/15/2020	8200	-
7460	850	000000	548	WVOA	122.00	WVOA RENEWAL AND SEMINAR	01/16/2020	8200	-
7460	833	000000	108	ASLESON'S TRUE VALUE HDW	18.31	RAS PUMP SUPPLIES	01/16/2020	8200	-
7460	833	000000	108	ASLESON'S TRUE VALUE HDW	16.54	RAS PUMP SUPPLIES	01/16/2020	8200	-
7460	833	000000	994	U.S. PLASTIC CORPORATION	112.02	RAS PUMP SUPPLIES	01/20/2020	8200	-
7460	850	000000	548	WVOA	236.00	WVOA SEMINARS - BE AND JW	01/22/2020	8200	-
7460	851	000000	108	ASLESON'S TRUE VALUE HDW	89.98	OFFICE SPACE HEATERS	01/22/2020	8200	-
7460	833	000000	422	AMZN MKTP US 4Z5GM8MZ3	97.56	GRIT BLOWER OIL	01/23/2020	8200	-

Date: Thursday, February 06, 2020

Time: 01:29PM

User: SGUNSOLUS

Stoughton Utilities

Posting Preview Report

Select By: {PSSPurchCard.RefNbr} = '0000000108'

Company	Account	Sub	Vendor ID	Merchant	Amount	Description	Post Date	Emp ID	Projec
7460	833	000000	571	USA BLUE BOOK	219.49	GRIT BLOWER FILTERS	01/23/2020	8200	-
7460	851	000000	270	MADISON NEWSPAPERS	249.24	STATE JOURNAL SUBSCRIPTION	01/24/2020	8200	-
7460	831	000000	401	IN AMERICAN SEWER PARTS	176.12	JET VAC LEADER HOSES	01/24/2020	8200	-
7460	833	000000	862	EVOQUA WATER TECHNOLOG	447.40	DAFT FLYGHT CHAIN PINS	01/28/2020	8200	-
7460	831	000000	207	LW ALLEN	498.00	BARBER LS CONTROL PANEL	01/29/2020	8200	-
7460	833	000000	148	FASTENAL COMPANY 01WISTG	33.60	PIPE CLAMPS	01/31/2020	8200	-
7460	833	000000	108	ASLESON'S TRUE VALUE HDW	2.76	RAS LINE COUPLERS	01/31/2020	8200	-
7460	833	000000	390	BADGER WATER	123.80	SAMPLING WATER	01/02/2020	8300	-
7460	923	000000	675	WI STATE HYGIENE LAB	197.00	LAB HYGIENE REFERENCE SAMPLES	01/13/2020	8300	-
7460	833	000000	830	NCL OF WISCONSIN INC	46.23	LAB SUPPLIES	01/16/2020	8300	-
7460	833	000000	390	BADGER WATER	67.60	SAMPLING WATER	01/30/2020	8300	-
7460	834	000000	331	MONONA PLUMBING AND FIRE	239.50	FIRE SPRINKLER MAINT	01/06/2020	4100	-
7450	906	000000	740	FACEBK BEZ53RA9Q2	12.75	Facebook Sponsored Posts	01/03/2020	3680	-
7450	921	000000	352	STAPLS7303430228000001	13.14	General office supplies	01/06/2020	3680	-
7450	642	000000	824	UPS 1Z17Y6230395944307	10.72	SHIPPING OF WATER SAMPLES TO LAB	01/10/2020	3680	-
7450	921	000000	352	STAPLS7303640167000001	26.32	Meeting expense - Conference room and kitchen supplies	01/13/2020	3680	-
7450	921	000000	352	STAPLS7303640824000001	15.59	General office supplies	01/13/2020	3680	-
7450	642	000000	824	UPS 1Z17Y6230393719135	10.72	SHIPPING OF WATER SAMPLES TO LAB	01/16/2020	3680	-
7450	642	000000	824	UPS 1Z17Y6230393481347	10.72	SHIPPING OF WATER SAMPLES TO LAB	01/27/2020	3680	-
7450	642	000000	824	UPS 1Z17Y6230395352518	10.72	SHIPPING OF WATER SAMPLES TO LAB	01/30/2020	3680	-
7450	921	000000	601	SQ FOSDAL HOME BAK	1.98	Meeting expense - UC meeting	01/31/2020	3680	-
7450	921	000000	507	WAL-MART #1176	1.47	Meeting expense - Conference room and kitchen supplies	01/31/2020	3680	-
7450	920	000000	994	DEAKS PUB AND GRILL - WI	39.37	CHRISTMAS PARTY	01/13/2020	1025	-
7450	921	000000	604	CDW GOVT #WGT6987	17.43	Replacement keyboard/mouse sets x2	01/02/2020	5250	-
7450	921	000000	836	MSFT E04009VZ15	10.40	Office 365 - Hosted Skype for Business	01/03/2020	5250	-
7450	921	000000	836	MSFT E04009VN7U	2.00	Office 365 - Hosted OneDrive for Business	01/03/2020	5250	-
7450	903	000000	419	PAYFLOW/PAYPAL	32.55	Credit card processing - Desktop and Recurring	01/03/2020	5250	-
7450	903	000000	419	PAYFLOW/PAYPAL	24.43	Credit card processing - Online MyAccount	01/03/2020	5250	-
7450	932	000000	148	FASTENAL COMPANY 01WISTG	16.50	GRINDER CUTOFF WHEELS	01/03/2020	8700	-
7450	652	000000	571	USA BLUE BOOK	75.84	CHEMICAL PARTS	01/03/2020	8700	-
7450	652	000000	571	USA BLUE BOOK	128.44	CHEMICAL PARTS	01/03/2020	8700	-
7450	633	000000	571	USA BLUE BOOK	154.59	WELL #5 LEAD GAUGE	01/28/2020	8700	-
7450	932	000000	422	AMZN MKTP US 8N3SP7PJ3	84.00	GAS DETECTOR CALIBRATION	01/29/2020	8700	-
7450	663	000000	994	ALL AMERICAN GASKET	351.20	WATER METER GASKETS	01/08/2020	5275	-
7450	920	000000	548	WVOA	45.00	WVOA SEMINAR	01/16/2020	5275	-
7450	642	000000	675	WI STATE HYGIENE LAB	26.00	FLUORIDE SAMPLING	01/03/2020	7400	-
7450	107.14	000000	354	HYDRO DESIGNS	693.57	CROSS CONNECTIONS	01/03/2020	7400	200900XX - 1
7450	932	000000	108	ASLESON'S TRUE VALUE HDW	3.39	OFFICE SINK AERATORS	01/06/2020	7400	-
7450	642	000000	550	FIRST SUPPLY WFPG MAD	77.55	BACTERIA SAMPLE TAPS	01/14/2020	7400	-
7450	641	000000	309	HAWKINS INC	859.35	CHEMICALS	01/17/2020	7400	-
7450	642	000000	550	FIRST SUPPLY WFPG MAD	167.00	BACTERIA SAMPLE TAPS	01/29/2020	7400	-
7450	926	000000	809	CINTAS 60A SAP	20.08	UNIFORM CLEANING	01/06/2020	4000	-
7450	926	000000	809	CINTAS 60A SAP	20.08	UNIFORM CLEANING	01/13/2020	4000	-
7450	932	000000	322	IN SUNDANCE BIOCLEAN, IN	102.00	JANITORIAL	01/16/2020	4000	-

Date: Thursday, February 06, 2020

Time: 01:29PM

User: SGUNSOLUS

Stoughton Utilities Posting Preview Report

Select By: {PSSPurchCard.RefNbr} = '0000000108'

Company	Account	Sub	Vendor ID	Merchant	Amount	Description	Post Date	Emp ID	Projec
7450	926	000000	809	CINTAS 60A SAP	20.08	UNIFORM CLEANING	01/20/2020	4000	-
7450	926	000000	809	CINTAS 60A SAP	25.92	UNIFORM CLEANING	01/27/2020	4000	-
7450	631	000000	108	ASLESON'S TRUE VALUE HDW	3.29	TRIM REPAIR GLUE	01/10/2020	8400	-
7450	642	000000	108	ASLESON'S TRUE VALUE HDW	59.04	PARTS FOR SAMPLING	01/14/2020	8400	-
7450	143	000000	652	MENARDS MONONA WI	149.47	REFUNDED	01/17/2020	8400	-
7450	642	000000	652	MENARDS MONONA WI	135.77	PARTS FOR SAMPLING	01/20/2020	8400	-
7450	920	000000	548	WVVOA	115.00	TRAINING	01/23/2020	8400	-
7450	663	000000	148	FASTENAL COMPANY 01WISTG	9.75	NUTS AND BOLTS FOR METERS	01/24/2020	8400	-
7450	642	000000	571	USA BLUE BOOK	363.61	FLUORIDE SAMPLING SUPPLIES	01/27/2020	8400	-
7450	932	000000	331	MONONA PLUMBING AND FIRE	191.60	FIRE SPRINKLER MAINT	01/06/2020	4100	-
7450	232	001099	550	FIRST SUPPLY WFPG MAD	1,228.38	WATER INVENTORY	01/22/2020	4100	-
7450	232	001099	550	FIRST SUPPLY WFPG MAD	295.00	WATER INVENTORY	01/23/2020	4100	-
7450	232	001099	550	FIRST SUPPLY WFPG MAD	63.25	WATER INVENTORY	01/28/2020	4100	-
7430	594	000000	436	STOUGHTON LUMBER CO	59.95	OIL DRY	01/16/2020	6940	-
7430	920	000000	894	KALAHARI RESORT - WI	119.99	MEUW CONFERENCE	01/17/2020	6940	-
7430	903	000000	922	DOT E PAY WIN ACC	12.00	Accident report - Customer v. pole	01/02/2020	3550	-
7430	903	000000	922	DOT E PAY WIN ACC	6.00	Accident report - Customer v. pole	01/17/2020	3550	-
7430	903	000000	922	DOT E PAY WIN ACC	6.00	Accident report - Customer v. pole	01/17/2020	3550	-
7430	934	000000	626	663 STOUGHTON BUMPER TO B	10.99	NEW ADAPTER/DIRECTIONAL	01/24/2020	5400	-
7430	934	000000	626	663 STOUGHTON BUMPER TO B	11.95	NEW ADAPTER/DIRECTIONAL	01/24/2020	5400	-
7430	906	000000	740	FACEBK BEZ53RA9Q2	35.07	Facebook Sponsored Posts	01/03/2020	3680	-
7430	921	000000	352	STAPLS7303430228000001	36.50	General office supplies	01/06/2020	3680	-
7430	233	001099	352	STAPLS7303430228000001	5.85	General office supplies	01/06/2020	3680	-
7430	921	000000	352	STAPLS7303640167000001	72.38	Meeting expense - Conference room and kitchen supplies	01/13/2020	3680	-
7430	921	000000	352	STAPLS7303640824000001	43.31	General office supplies	01/13/2020	3680	-
7430	233	001099	352	STAPLS7303640824000001	6.94	General office supplies	01/13/2020	3680	-
7430	143	000001	415	STOUGHTON CHAMBER OF COMM	1,000.00	SYTTENDE MAI SPONSORSHIP - WPPI REIMBURSED - ECONOMIC DEVE	01/30/2020	3680	-
7430	921	000000	601	SQ FOSDAL HOME BAK	5.44	Meeting expense - UC meeting	01/31/2020	3680	-
7430	921	000000	507	WAL-MART #1176	4.04	Meeting expense - Conference room and kitchen supplies	01/31/2020	3680	-
7430	920	000000	089	MUNICIPAL ELECTRIC UTILIT	385.00	MEUW CONFERENCE	01/03/2020	1025	-
7430	920	000000	089	MUNICIPAL ELECTRIC UTILIT	590.00	MEUW CONFERENCE	01/08/2020	1025	-
7430	920	000000	994	DEAKS PUB AND GRILL - WI	108.27	CHRISTMAS PARTY	01/13/2020	1025	-
7430	920	000000	894	KALAHARI RESORT - WI	149.39	MEUW CONFERENCE	01/17/2020	1025	-
7430	920	000000	894	KALAHARI RESORT - WI	11.97	MEUW CONFERENCE	01/20/2020	1025	-
7430	921	000000	604	CDW GOVT #WGT6987	47.94	Replacement keyboard/mouse sets x2	01/02/2020	5250	-
7430	921	000000	836	MSFT E04009VZ15	28.60	Office 365 - Hosted Skype for Business	01/03/2020	5250	-
7430	921	000000	836	MSFT E04009VN7U	5.50	Office 365 - Hosted OneDrive for Business	01/03/2020	5250	-
7430	903	000000	419	PAYFLOW/PAYPAL	90.42	Credit card processing - Desktop and Recurring	01/03/2020	5250	-
7430	233	001099	419	PAYFLOW/PAYPAL	14.48	Credit card processing - Desktop and Recurring	01/03/2020	5250	-
7430	903	000000	419	PAYFLOW/PAYPAL	67.87	Credit card processing - Online MyAccount	01/03/2020	5250	-
7430	233	001099	419	PAYFLOW/PAYPAL	10.87	Credit card processing - Online MyAccount	01/03/2020	5250	-
7430	920	000000	994	RENEW WISCONSIN	140.00	TRAINING EXPENSE - REGISTRATION - RENEW SOLAR SUMMIT	01/07/2020	5250	-
7430	932	000000	108	ASLESON'S TRUE VALUE HDW	9.32	OFFICE SINK AERATORS	01/06/2020	7400	-
7430	594	000000	422	AMZN MKTP US US5M12993	103.10	UG TOOLS	01/09/2020	5200	-

Date: Thursday, February 06, 2020

Time: 01:29PM

User: SGUNSOLUS

Stoughton Utilities Posting Preview Report

Select By: {PSSPurchCard.RefNbr} = '0000000108'

Company	Account	Sub	Vendor ID	Merchant	Amount	Description	Post Date	Emp ID	Projec
7430	593	000000	994	ULINE SHIP SUPPLIES	310.38	OIL DRY AND OIL PADS	01/16/2020	5200	-
7430	594	000000	994	ULINE SHIP SUPPLIES	310.39	OIL DRY AND OIL PADS	01/16/2020	5200	-
7430	593	000000	422	AMAZON.COM P66QJ7QT3 AMZN	130.50	HARNESS SAFETY STRAPS	01/21/2020	5200	-
7430	926	000000	994	FRSAFETY.COM	129.21	FR SHIRT	01/29/2020	5200	-
7430	926	000000	809	CINTAS 60A SAP	187.87	UNIFORM CLEANING	01/06/2020	4000	-
7430	926	000000	994	STEELTOESHOESCOM	258.46	SAFETY BOOTS	01/08/2020	4000	-
7430	926	000000	809	CINTAS 60A SAP	211.96	UNIFORM CLEANING	01/13/2020	4000	-
7430	934	000000	172	TEREX SERVICES	7,477.88	TRUCK 5 ANNUAL INSPECTION	01/13/2020	4000	-
7430	932	000000	322	IN SUNDANCE BIOCLEAN, IN	280.50	JANITORIAL	01/16/2020	4000	-
7430	926	000000	809	CINTAS 60A SAP	138.84	UNIFORM CLEANING	01/20/2020	4000	-
7430	934	000000	269	UTILITY SALES & SERVICE	2,032.35	TRUCK 16 ANNUAL INSPECTION	01/23/2020	4000	-
7430	926	000000	809	CINTAS 60A SAP	146.13	UNIFORM CLEANING	01/27/2020	4000	-
7430	934	000000	269	UTILITY SALES & SERVICE	2,389.84	TRUCK 2 ANNUAL INSPECTION	01/31/2020	4000	-
7430	933	000000	994	TRACTOR SUPPLY #2236	13.59	FORKLIPT PROPANE	01/16/2020	8400	-
7430	926	000000	398	HOFFMAN BOOTS	404.12	RETURNED BOOTS	01/22/2020	6960	-
7430	593	000000	994	KWIK TRIP 73900007393	14.96	CHAINSAW FUEL	01/23/2020	6960	-
7430	932	000000	355	STUART C IRBY	215.00	WRENCH WITH PIN	01/03/2020	4100	-
7430	932	000000	331	MONONA PLUMBING AND FIRE	526.90	FIRE SPRINKLER MAINT	01/06/2020	4100	-
7430	932	000000	355	STUART C IRBY	15.51	WRENCH WITH PIN	01/06/2020	4100	-
7430	370	003300	327	BORDER STATES ELECTRIC	2,800.00	ELECTRIC METERS	01/08/2020	4100	-
7430	934	000000	422	AMAZON.COM JH13K4073	17.95	GLOVES FOR TRUCK MAINT.	01/10/2020	4100	-
7430	934	000000	422	AMZN MKTP US MM0ZJ5AG3	19.00	GLOVES FOR TRUCK MAINT	01/10/2020	4100	-
7430	932	000000	422	AMZN MKTP US MM0ZJ5AG3	23.93	TOWELS	01/10/2020	4100	-
7430	594	000000	422	AMAZON.COM DF6V48X13	56.74	TOWELS	01/10/2020	4100	-
7430	593	000000	983	C M HYDRAULIC TOOL SUPP	58.55	MISC TOOLS/EQUIP	01/13/2020	4100	-
7430	594	000000	983	C M HYDRAULIC TOOL SUPP	58.55	MISC TOOLS/EQUIP	01/13/2020	4100	-
7430	593	000000	355	STUART C IRBY	144.00	CURVED WASHERS	01/14/2020	4100	-
7430	232	001099	355	STUART C IRBY	11,144.58	ELECTRIC INVENTORY	01/14/2020	4100	-
7430	597	000000	521	WESCO - # 7855	164.40	METER WINDOW PLATES	01/15/2020	4100	-
7430	593	000000	327	BORDER STATES ELECTRIC	261.13	LINEMAN HOIST	01/15/2020	4100	-
7430	594	000000	327	BORDER STATES ELECTRIC	261.14	LINEMAN HOIST	01/15/2020	4100	-
7430	593	000000	422	AMZN MKTP US J22FV6PD3	18.00	SAFETY VESTS	01/16/2020	4100	-
7430	594	000000	422	AMZN MKTP US J22FV6PD3	18.00	SAFETY VESTS	01/16/2020	4100	-
7430	593	000000	507	WALMART.COM 8009666546	54.92	MISC LINE SUPPLIES	01/16/2020	4100	-
7430	594	000000	507	WALMART.COM 8009666546	54.93	MISC LINE SUPPLIES	01/16/2020	4100	-
7430	593	000000	969	PAYPAL KARENSINDUS EBAY	15.82	MISC LINE SUPPLIES	01/16/2020	4100	-
7430	594	000000	969	PAYPAL KARENSINDUS EBAY	15.82	MISC LINE SUPPLIES	01/16/2020	4100	-
7430	597	000000	521	WESCO - # 7855	660.72	METER SUPPLIES	01/20/2020	4100	-
7430	593	000000	422	AMZN MKTP US 9M3B23H03	31.89	EAR PLUGS	01/23/2020	4100	-
7430	594	000000	422	AMZN MKTP US 9M3B23H03	31.89	EAR PLUGS	01/23/2020	4100	-
7430	597	000000	824	UPS 1ZN867WT0317702423	15.42	METER WINDOW PLATES	01/27/2020	4100	-
7430	593	000000	422	AMZN MKTP US DN6YC0VP3	25.50	WORK GLOVES	01/28/2020	4100	-
7430	594	000000	422	AMZN MKTP US DN6YC0VP3	25.50	WORK GLOVES	01/28/2020	4100	-
7430	934	000000	994	CAPITAL EQUIPMENT	345.00	TRUCK MAINTENANCE	01/30/2020	4100	-

Date: Thursday, February 06, 2020

Time: 01:29PM

User: SGUNSOLUS

Stoughton Utilities Posting Preview Report

Select By: {PSSPurchCard.RefNbr} = '0000000108'

Company	Account	Sub	Vendor ID	Merchant	Amount	Description	Post Date	Emp ID	Projec
					Total:	46,998.93			

Date: Thursday, April 09, 2020
 Time: 11:05AM
 User: SGUNSOLUS

Stoughton Utilities
Check Register Summary - Standard

Page: 1 of 4
 Report: 03699W.rpt
 Company: 7430

Period: - As of: 4/9/2020

Check Nbr	Type	Date	Amount Paid	Vendor ID / Name	Description
Company: 7430					
001960	EP	3/4/2020	30,562.20	516 WELLS FARGO BANK	VO for check batch: 309598
001961	HC	3/26/2020	771,619.30	009 WPPI	WPPI-Renewable Energy/WPPI-Buy Back Solar Credit/WPPI-Large Power/WPPI-Support Svcs/WPPI-Support Svcs/WPPI-Support Svcs/WPPI-Support Svcs
001962	HC	3/30/2020	6,591.87	008 Payroll State Taxes - Ach	State Taxes - March Ach/State Taxes - March Ach
001963	HC	3/30/2020	428.03	547 Charter Communications-Ach	Charter Comm-March Ach/Charter Comm-March Ach/Charter Comm-March Ach/Charter Comm-March Ach
001964	HC	3/30/2020	450.14	007 TDS Metrocom - Ach	TDS Metrocom - March Ach/TDS Metrocom - March Ach/TDS Metrocom - March Ach/TDS Metrocom - March Ach
001965	HC	3/30/2020	161.74	952 AT&T	AT&T - March Ach/AT&T - March Ach
001966	HC	3/30/2020	30.52	421 FIRST DATA CHARGES	First Data-March Ach/First Data-March Ach/First Data-March Ach/First Data-March Ach
001967	HC	3/30/2020	8,542.29	020 Wells Fargo Bank-Ach	ClientAnalysis-March Ach/ClientAnalysis-March Ach/ClientAnalysis-March Ach/ClientAnalysis-March Ach
001968	HC	3/30/2020	1,174.96	001 Delta Dental - Ach	Delta Dental - March Ach/Delta Dental - March Ach/Delta Dental - March Ach
001969	HC	3/30/2020	694.72	004 Us Cellular - Ach	Us Cellular - March Ach/Us Cellular - March Ach/Us Cellular - March Ach
001970	HC	3/30/2020	17,773.44	010 WI Dept. of Revenue Taxpayment-Ach	Dept of Rev-March Ach/Dept of Rev-March Ach
001971	HC	3/30/2020	705.44	002 Employee Benefits Corp - Ach	EBC - March Ach/EBC - March Ach/EBC - March Ach/EBC - March Ach
001972	HC	3/30/2020	2,571.46	003 Alliant Energy - Ach	Alliant Energy - March Ach/Alliant Energy - March Ach/Alliant Energy - March Ach/Alliant Energy - March Ach/Alliant Energy - March Ach/Alliant Energy - March Ach
001973	HC	3/30/2020	34,719.11	025 Payroll Federal Taxes- Ach	Federal Taxes - March Ach/Federal Taxes - March Ach/Federal Taxes - March Ach/Federal Taxes - March Ach

Date: Thursday, April 09, 2020
 Time: 11:06AM
 User: SGUNSOLUS

Stoughton Utilities
Check Register Summary - Standard

Page: 2 of 4
 Report: 03699W.rpt
 Company: 7430

Period: - As of: 4/9/2020

Check Nbr	Type	Date	Amount Paid	Vendor ID / Name	Description
001974	HC	3/30/2020	246.42	856 GORDON FLESCH COMPANY, INC.	Gordon Flesch-March Ach/Gordon Flesch-March Ach/Gordon Flesch-March Ach/Gordon Flesch-March Ach
026772	CK	3/4/2020	54,850.46	131 CITY OF STOUGHTON	City Stoton-Stormwater
026773	CK	3/4/2020	695.00	471 AMERICAN LEAK DETECTION	Amer Leak-Leak Survey
026774	CK	3/4/2020	374.65	324 ELECTRICAL TESTING LAB., LLC.	Elec Testing-Glove Tests/Elec Testing-Glove Tests
026775	CK	3/4/2020	175.14	383 BRITTANY KENYON OR SEAN HANSON	B Kenyon-Customer Refund
026776	CK	3/4/2020	278.90	400 RESCO	Resco-Supplies
026777	CK	3/4/2020	6,789.00	900 GENERAL HEATING & AIR CONDITION., INC.	Gen Heating-Garage Door/Gen Heating-heater
026778	CK	3/4/2020	24.38	166 INKWORKS, INC.	Inkworks-Renewable Poster
026779	CK	3/4/2020	1,160.00	186 STAFFORD ROSENBAUM LLC	Stafford-Legal Services/Stafford-Legal Services/Stafford-Legal Services/Stafford-Legal Services
026780	CK	3/4/2020	10.00	756 ID-ACCESS	Id Access-Id Card
026781	CK	3/4/2020	2,450.00	959 G. FOX & SON, INC.	G Fox-Water Leak Repair
026782	CK	3/5/2020	456.77	133 WISCONSIN SCTF	WI SCTF-March A Support
026783	CK	3/11/2020	5,533.91	362 UTILITY SERVICE CO., INC	Utility-Twr 2 Qtr
026784	CK	3/11/2020	3,827.69	400 RESCO	Resco- Supplies/Resco-Inventory/Resco-Trans pad/Resco-Supplies/Resco-Inventory
026785	CK	3/11/2020	1,197.18	714 EGS	EGS-Generator repairs
026786	CK	3/11/2020	248.20	264 ODYSSEY DESIGN	Odyssey - Shirts/Odyssey - Shirts/Odyssey - Shirts
026787	VC	3/27/2020	0.00	313 MUNICIPAL ENVIRONMENTAL GROUP	Mun Env-Member dues/Mun Env-Member dues
026788	CK	3/11/2020	7,510.20	327 BORDER STATES ELECTRIC SUPPLY	Border States-Inventory
026789	CK	3/11/2020	8,780.73	648 BAKER TILLY VIRCHOW KRAUSE, LLP	Baker Tilly-Audit Work/Baker Tilly-Audit Work/Baker Tilly-Audit Work

Date: Thursday, April 09, 2020
 Time: 11:06AM
 User: SGUNSOLUS

Stoughton Utilities
Check Register Summary - Standard

Page: 3 of 4
 Report: 03699W.rpt
 Company: 7430

Period: - As of: 4/9/2020

Check Nbr	Type	Date	Amount Paid	Vendor ID / Name	Description
026790	CK	3/11/2020	126.00	865 BOARDMAN & CLARK LLP	Boardman Clark-Prof. services
026791	CK	3/11/2020	76,689.00	131 CITY OF STOUGHTON	City Stoton-March Delta Vision/City Stoton-Feb Delta Vision/City Stoton-JF Wages/City Stoton-JF Wages/City Stoton-Feb Health Ins/City Stoton-March Health Ins/City Stoton-March Health Ins/City Stoton-Feb Health Ins/City Stoton-JF Wages/More...
026792	CK	3/19/2020	85.52	146 STOUGHTON ELECTRIC UTIL.	Stoton Elec-Petty Cash/Stoton Elec-Petty Cash/Stoton Elec-Petty Cash/Stoton Elec-Petty Cash
026793	CK	3/19/2020	5,605.92	165 MIDWEST METER INC	Midwest Meter-Meters/Midwest Meter-Supplies
026794	CK	3/19/2020	39,321.54	327 BORDER STATES ELECTRIC SUPPLY	Border States-Inventory/Border States-Inventory/Border States-Inventory/Border States-Inventory/Border States-Inventory
026795	CK	3/19/2020	2,204.75	491 PUBLIC SVC. COMM. OF WI.	PSC - Elec Assessments
026796	CK	3/19/2020	43.33	728 BARBARA RIMMERT	B Rimmert-Customer Refund
026797	CK	3/19/2020	11.99	732 BROOK JOHNSON	B Johnson-Solar Credit Refund
026798	CK	3/19/2020	274.37	737 SANDRA RINDEN C/O NICOLE FARWELL	S Rinden-Customer Refund
026799	CK	3/19/2020	1,010.90	781 DUNKIRK WATER POWER CO LLC	Dunkirk-Customer Refund
026800	CK	3/19/2020	114.74	373 E S R I INC.	E S R I - License upgrades
026801	CK	3/19/2020	1,914.55	451 INSIGHT FS	Insight-Fuel/Insight-Fuel/Insight-Fuel
026802	CK	3/19/2020	3,387.00	648 BAKER TILLY VIRCHOW KRAUSE, LLP	Baker Tilly-Audit/Baker Tilly-Audit/Baker Tilly-Audit
026803	CK	3/19/2020	2,184.75	727 GLS UTILITY LLC	GLS Utility-Feb Locates/GLS Utility-Feb Locates/GLS Utility-Feb Locates
026804	CK	3/19/2020	745.30	846 CUMMINS SALES AND SERVICE	Cummins-Supplies
026805	CK	3/19/2020	2,042.50	079 WATER QUALITY INVESTIGATIONS	Wa Quality-Water Study
026806	CK	3/19/2020	53.87	146 STOUGHTON ELECTRIC UTIL.	Stoton Elec-Bulk Water

Date: Thursday, April 09, 2020
 Time: 11:06AM
 User: SGUNSOLUS

Stoughton Utilities
Check Register Summary - Standard

Page: 4 of 4
 Report: 03699W.rpt
 Company: 7430

Period: - As of: 4/9/2020

Check Nbr	Type	Date	Amount Paid	Vendor ID / Name	Description
026807	CK	3/19/2020	4,131.39	400 RESCO	Resco-Inventory/Resco-Inventory/Resco-Inventory
026808	CK	3/19/2020	80.65	997 KIANA GALLOWAY	K Galloway-Customer Refund
101926	CK	3/5/2020	5,044.85	463 GREAT-WEST	Great West-March A Def Comp
101927	CK	3/5/2020	5,461.66	603 SEERA-WIPFLI LLP	Seera-Public Benefits
101928	CK	3/5/2020	450.00	731 NORTH SHORE BANK FSB-DEFERRED COMP.	N Shore Bk-Mar A Def Comp
101929	CK	3/5/2020	3,788.06	852 INFOSEND, INC	Infosend-Billing & Mailing/Infosend-Billing & Mailing/Infosend-Billing & Mailing/Infosend-Billing & Mailing
101930	CK	3/5/2020	5,252.00	995 MEUW	MEUW-Safety Program/MEUW-Safety Program/MEUW-Safety Program
101931	CK	3/25/2020	9,062.90	157 FORSTER ELEC. ENG.,INC.	Forster-Moraine Dr/Forster-Overhead const/Forster-Street lights/Forster-Tech Assistance/Forster-Roby Rd & US 51
101932	CK	3/25/2020	28.00	310 HANSON PEST MANAGEMENT	Hanson Pest-Pest Maint.
101933	CK	3/25/2020	5,044.85	463 GREAT-WEST	Great West-Mar B Def Comp
101934	CK	3/25/2020	450.00	731 NORTH SHORE BANK FSB-DEFERRED COMP.	N Shore Bk-Mar B Def Comp
Company Total			1,145,244.24		

2020 March CCER Payments due

7430	926	0	6960	-\$175.00	HOFFMAN BOOTS	SAFETY BOOT REFUND
7430	921	0	5400	\$10.22	ASLESON'S TRUE VALUE HDW	CLEANING SUPPLIES
7450	642	0	3680	\$10.72	UPS 1Z17Y6230390209352	Shipping of water samples to lab
7430	672	153511	3680	\$149.00	AMZN MKTP US ENONL5FM3	Tower II Generator Maintenance
7430	921	0	3680	\$91.44	STAPLS7304502256000001	Meeting and kitchen supplies
7450	921	0	3680	\$33.25	STAPLS7304502256000001	Meeting and kitchen supplies
7460	851	0	3680	\$41.58	STAPLS7304502256000001	Meeting and kitchen supplies
7430	921	0	3680	\$53.95	AMAZON.COM H006E0K13 AMZN	Meeting supplies
7450	921	0	3680	\$19.62	AMAZON.COM H006E0K13 AMZN	Meeting supplies
7460	851	0	3680	\$24.53	AMAZON.COM H006E0K13 AMZN	Meeting supplies
7430	921	0	3680	\$145.22	STAPLS7304502127000001	General office supplies
7450	921	0	3680	\$52.28	STAPLS7304502127000001	General office supplies
7460	851	0	3680	\$69.70	STAPLS7304502127000001	General office supplies
7430	233	1099	3680	\$23.25	STAPLS7304502127000001	General office supplies
7450	642	0	3680	\$10.72	UPS 1Z17Y6230390387160	Shipping of water samples to lab
7430	143	1	3680	\$2,507.68	CRESTLINE - MOTO IPT	Promotional water bottles - WPPI Reimbursed - VPP Fund
7430	921	0	3680	\$131.93	ADOBE ID CREATIVE CLD	Software subscription licensing - Annual
7450	921	0	3680	\$47.97	ADOBE ID CREATIVE CLD	Software subscription licensing - Annual
7460	851	0	3680	\$59.98	ADOBE ID CREATIVE CLD	Software subscription licensing - Annual
7430	921	0	3680	\$3.26	WAL-MART #1176	Meeting expense - Utilities Committee
7450	921	0	3680	\$1.18	WAL-MART #1176	Meeting expense - Utilities Committee
7460	851	0	3680	\$1.50	WAL-MART #1176	Meeting expense - Utilities Committee
7450	642	0	3680	\$10.72	UPS 1Z17Y6230399059525	Shipping of water samples to lab
7430	143	1	3680	\$13.11	WAL-MART #1176	Meeting expense - SS Solar for YOU sponsorship
7430	143	1	1025	\$309.00	STI HOLDIN THE LAGERE	SUSTAINABLE STOUGHTON
7430	921	0	5250	\$5.50	MSFT E0400A4BTQ	Software Subscription Licensing - O365 - Monthly
7450	921	0	5250	\$2.00	MSFT E0400A4BTQ	Software Subscription Licensing - O365 - Monthly
7460	851	0	5250	\$2.50	MSFT E0400A4BTQ	Software Subscription Licensing - O365 - Monthly
7430	921	0	5250	\$28.60	MSFT E0400A4UCX	Software Subscription Licensing - Skype for Business - Monthly
7450	921	0	5250	\$10.40	MSFT E0400A4UCX	Software Subscription Licensing - Skype for Business - Monthly
7460	851	0	5250	\$13.00	MSFT E0400A4UCX	Software Subscription Licensing - Skype for Business - Monthly

7430	903	0	5250	\$66.52	PAYFLOW/PAYPAL	Credit card processing - Online MyAccount
7450	903	0	5250	\$23.94	PAYFLOW/PAYPAL	Credit card processing - Online MyAccount
7460	840	0	5250	\$31.93	PAYFLOW/PAYPAL	Credit card processing - Online MyAccount
7430	233	1099	5250	\$10.66	PAYFLOW/PAYPAL	Credit card processing - Online MyAccount
7430	921	0	5250	\$2.40	CROSS BORDER TRANS FEE	Wells Fargo Banking Fee
7430	921	0	5250	\$132.00	A1 WWW.COPYTRANS.NET	Software licensing - HEIC Codec Integration
7450	921	0	5250	\$48.00	A1 WWW.COPYTRANS.NET	Software licensing - HEIC Codec Integration
7460	851	0	5250	\$60.00	A1 WWW.COPYTRANS.NET	Software licensing - HEIC Codec Integration
7430	903	0	5250	\$48.92	PAYFLOW/PAYPAL	Credit card processing - Desktop and Recurring
7450	903	0	5250	\$17.61	PAYFLOW/PAYPAL	Credit card processing - Desktop and Recurring
7460	840	0	5250	\$23.48	PAYFLOW/PAYPAL	Credit card processing - Desktop and Recurring
7430	233	1099	5250	\$7.84	PAYFLOW/PAYPAL	Credit card processing - Desktop and Recurring
7430	921	0	5250	\$16.28	CDW GOVT #WTW9621	Cable Adapters
7450	921	0	5250	\$5.92	CDW GOVT #WTW9621	Cable Adapters
7460	851	0	5250	\$7.41	CDW GOVT #WTW9621	Cable Adapters
7430	921	0	5250	\$285.12	CDW GOVT #WVD5157	Software Licensing and Maintenance- MS Endpoint Protection - Triennial
7450	921	0	5250	\$103.68	CDW GOVT #WVD5157	Software Licensing and Maintenance- MS Endpoint Protection - Triennial
7460	851	0	5250	\$129.60	CDW GOVT #WVD5157	Software Licensing and Maintenance- MS Endpoint Protection - Triennial
7430	921	0	5250	\$77.01	AMZN MKTP US AT7ED7AN3	Replacement hard drives - Hypervisors
7450	921	0	5250	\$28.00	AMZN MKTP US AT7ED7AN3	Replacement hard drives - Hypervisors
7460	851	0	5250	\$35.01	AMZN MKTP US AT7ED7AN3	Replacement hard drives - Hypervisors
7430	921	0	5250	\$925.65	CDW GOVT #WZJ0762	Software Subscription and Maintenance - Web Security - Triennial
7450	921	0	5250	\$336.60	CDW GOVT #WZJ0762	Software Subscription and Maintenance - Web Security - Triennial
7460	851	0	5250	\$420.75	CDW GOVT #WZJ0762	Software Subscription and Maintenance - Web Security - Triennial
7450	633	0	8700	\$82.92	ASLESON'S TRUE VALUE HDW	WELL PARTS
7450	642	0	8700	\$12.60	AMZN MKTP US KR4H07BC3	BUFFER FOR CHEMICALS
7450	633	0	8700	\$15.98	AMZN MKTP US KR4H07BC3	WELL HOUSE HOSE ENDS
7450	633	0	8700	\$1.42	663 STOUGHTON BUMPER TO B	HOSE CLAMPS
7450	652	0	8700	\$77.99	AMZN MKTP US VX9EK9V43	CHEMICAL ROOM FAN
7450	673	0	8700	\$424.34	LINCOLN CONTRACTORS SUPPL	SUPPLIES FOR TRUCK
7450	675	0	8700	\$424.35	LINCOLN CONTRACTORS SUPPL	SUPPLIES FOR TRUCK
7450	642	0	8700	\$52.98	USA BLUE BOOK	CHEMICAL TESTING WIPES
7450	678	0	8700	\$25.08	663 STOUGHTON BUMPER TO B	ROLLER PARTS
7450	678	0	8700	\$22.22	663 STOUGHTON BUMPER TO B	COMPACTOR

7450	932		0	8700	\$49.98	ASLESON'S TRUE VALUE HDW	SNOWBLOWER PARTS	
7450	631		0	8700	\$6.71	FASTENAL COMPANY 01WISTG	WELL 7 PAINTING SUPPLIES	
7430	932		0	8700	\$7.69	663 STOUGHTON BUMPER TO B	ANTIFREEZE FOR GENERATOR	
7450	932		0	8700	\$2.79	663 STOUGHTON BUMPER TO B	ANTIFREEZE FOR GENERATOR	
7460	834		0	8700	\$3.51	663 STOUGHTON BUMPER TO B	ANTIFREEZE FOR GENERATOR	
7450	672		0	8700	\$28.89	663 STOUGHTON BUMPER TO B	TOWER 2 GENERATOR PARTS	
7460	831		0	8740	\$39.60	TRACTOR SUPPLY #2236	TIGER TAIL ROPE	
7460	831		0	8740	\$1,647.75	JENSEN EQUIPMENT	NEW LOCATING EQUIPMENT	
7450	933		0	5275	\$15.99	TRACTOR SUPPLY #2236	TRUCK WASHING BRUSH	
7430	933		0	5275	\$16.53	TRACTOR SUPPLY #2236	FORKLIFT PROPANE	
7430	920		0	3650	\$570.00	MUNICIPAL ELECTRIC UTILIT	Training Expense - Registration - Metering Workshop	
7430	933		0	7400	\$103.87	OIL EQUIPMENT COMPANY	FUEL TANK NOZZLE REPLACEMENT	
7460	828		0	7400	\$11.55	OIL EQUIPMENT COMPANY	FUEL TANK NOZZLE REPLACEMENT	
7450	107.14	200900XX	1	0	7400	\$693.57	HYDRO DESIGNS	CROSS CONNECTIONS
7450	642		0	7400	\$26.00	WI STATE HYGIENE LAB	FLUORIDE ANALYSIS	
7450	641		0	7400	\$943.95	HAWKINS INC	CHEMICALS	
7430	932		0	7400	\$46.18	ASLESON'S TRUE VALUE HDW	SNOWBLOWER PARTS	
7450	932		0	7400	\$16.79	ASLESON'S TRUE VALUE HDW	SNOWBLOWER PARTS	
7460	834		0	7400	\$21.00	ASLESON'S TRUE VALUE HDW	SNOWBLOWER PARTS	
7450	642		0	7400	\$89.80	HALLMAN LINDSAY PAINTS -	BUCKETS FOR CORROSION CONTROL STUDY	
7450	672		0	7400	\$3.56	ASLESON'S TRUE VALUE HDW	TOWER GENERATOR PARTS	
7450	107.14	200900XX	1	0	7400	\$693.57	HYDRO DESIGNS	CROSS CONNECTIONS
7430	593		0	5200	\$33.22	AMAZON.COM GS74K79K3	TOOL BAG FOR TRUCK	
7430	594		0	5200	\$33.23	AMAZON.COM GS74K79K3	TOOL BAG FOR TRUCK	
7460	834		0	8710	\$27.15	FASTENAL COMPANY 01WISTG	DRILL CHUCK	
7460	831		0	8710	\$27.89	663 STOUGHTON BUMPER TO B	TRUCK 18 FLASHER RELAY	
7430	926		0	4000	\$125.50	CINTAS 60A SAP	UNIFORM CLEANING	
7450	926		0	4000	\$25.92	CINTAS 60A SAP	UNIFORM CLEANING	
7460	854		0	4000	\$18.53	CINTAS 60A SAP	UNIFORM CLEANING	
7430	934		0	4000	\$960.00	TEREX SERVICES	TRUCK 16 MAINTENANCE	
7430	926		0	4000	\$179.28	CINTAS 60A SAP	UNIFORM CLEANING	
7450	926		0	4000	\$25.92	CINTAS 60A SAP	UNIFORM CLEANING	
7460	854		0	4000	\$18.53	CINTAS 60A SAP	UNIFORM CLEANING	
7430	932		0	4000	\$280.50	IN SUNDANCE BIOCLEAR, IN	JANITORIAL	

7450	932	0	4000	\$102.00	IN SUNDANCE BIOCLEAR, IN	JANITORIAL
7460	834	0	4000	\$127.50	IN SUNDANCE BIOCLEAR, IN	JANITORIAL
7430	926	0	4000	\$128.50	CINTAS 60A SAP	UNIFORM CLEANING
7450	926	0	4000	\$25.92	CINTAS 60A SAP	UNIFORM CLEANING
7460	854	0	4000	\$18.53	CINTAS 60A SAP	UNIFORM CLEANING
7430	934	0	4000	\$2,154.58	TEREX USA	TRUCK 12 MAINTENANCE
7430	926	0	4000	\$135.14	CINTAS 60A SAP	UNIFORM CLEANING
7450	926	0	4000	\$25.92	CINTAS 60A SAP	UNIFORM CLEANING
7460	854	0	4000	\$18.53	CINTAS 60A SAP	UNIFORM CLEANING
7430	934	0	4000	\$1,683.34	TEREX USA	TRUCK 16 MAINTENANCE
7430	594	0	6930	\$1.98	PICK N SAVE #390	MEUW SCHOOL
7430	594	0	6930	\$31.50	SQ FOSDAL HOME BAKERY	MEUW SCHOOL
7430	932	0	5296	\$5.96	ASLESON'S TRUE VALUE HDW	KEYS
7450	932	0	8400	\$5.49	ASLESON'S TRUE VALUE HDW	EYE WASH SINK COUPLING
7430	926	0	6980	\$210.95	ARIAT INTERNATIONAL	SAFETY BOOTS
7430	932	0	6980	\$43.94	ASLESON'S TRUE VALUE HDW	STIHL SAW BAR AND BROOM FOR SHOP
7460	833	0	8200	\$14.65	ASLESON'S TRUE VALUE HDW	ELECTRICAL FITTINGS - SPRAY NOZZLE
7460	833	0	8200	\$20.58	FASTENAL COMPANY 01WISTG	PIPE HANGERS AND TORX BITS
7460	833	0	8200	\$36.44	ASLESON'S TRUE VALUE HDW	ELECTRICAL SUPPLIES
7460	833	0	8200	\$6.08	FASTENAL COMPANY 01WISTG	CEMENT ANCHORS
7460	831	0	8200	\$1,053.60	JET VAC ENVIRONMENTAL	CAMERA AND TELEVISIONS REPAIR PARTS
7460	834	0	8200	\$1,484.22	1901 INC	GARAGE UNIT HEATER
7460	833	0	8200	\$126.98	USA BLUE BOOK	DYE TABLETS
7430	933	0	6960	\$24.99	O'REILLY AUTO PARTS 5036	BRUSH FOR TRUCK
7430	593	0	6960	\$86.18	ASLESON'S TRUE VALUE HDW	CHAINSAW FILES AND CHAINS
7430	594	0	6960	\$38.98	ASLESON'S TRUE VALUE HDW	URD TRAILER MOUNT HARDWARE
7430	594	0	6960	\$24.99	ASLESON'S TRUE VALUE HDW	URD TRAILER ACCESSORIES
7430	232	1099	4100	\$281.25	STUART C IRBY	ELECTRIC INVENTORY
7430	593	0	4100	\$68.62	C M HYDRAULIC TOOL SUPP	WRENCHES AND TOOLBAG
7430	594	0	4100	\$68.62	C M HYDRAULIC TOOL SUPP	WRENCHES AND TOOLBAG
7430	232	1099	4100	\$11.80	STUART C IRBY	ELECTRIC INVENTORY
7430	232	1099	4100	\$76.32	CRESCENT ELECTRIC 087	ELECTRIC INVENTORY
7450	232	1099	4100	\$160.00	FIRST SUPPLY WFGP MAD	WATER INVENTORY
7430	232	1099	4100	\$1,899.70	CRESCENT ELECTRIC 087	ELECTRIC INVENTORY

7430	934		0	4100	\$69.00	CAPITAL EQUIPMENT	FORKLIFT MAINT	
7430	107.14	190022UA	1	0	4100	\$234.74	BORDER STATES ELECTRIC	CABLE GROUNDING KITS
7430	593		0	4100	\$15.26	AMZN MKTP US B28BQ3P13	KNEEL MAT	
7430	594		0	4100	\$15.26	AMZN MKTP US B28BQ3P13	KNEEL MAT	
7430	593		0	4100	\$22.81	AMZN MKTP US RM1HS77I3	LINEMAN TOOLS	
7430	594		0	4100	\$22.82	AMZN MKTP US RM1HS77I3	LINEMAN TOOLS	
7430	932		0	4100	\$35.46	AMZN MKTP US 176TF5P63	EYE WASH STATION	
7450	932		0	4100	\$12.89	AMZN MKTP US 176TF5P63	EYE WASH STATION	
7460	834		0	4100	\$16.14	AMZN MKTP US 176TF5P63	EYE WASH STATION	
7430	934		0	4100	\$37.41	AMAZON.COM 772FF9SY3 AMZN	SHOVEL FOR CHIPPER	
7430	593		0	4100	\$9.56	AMZN MKTP US 5368O5GL3	BLACKSMITH HAMMER HANDLE	
7430	594		0	4100	\$9.56	AMZN MKTP US 5368O5GL3	BLACKSMITH HAMMER HANDLE	
7430	933		0	4100	\$8.34	AMZN MKTP US WN43L94W3	TROWELS FOR TRUCKS	
7430	933		0	4100	\$44.99	AMZN MKTP US XP4TW4OP3 AM	MEASURING WHEEL FOR TRUCK	
7430	232		1099	4100	\$777.15	CRESCENT ELECTRIC 087	ELECTRIC INVENTORY	
7430	593		0	4100	\$385.00	STUART C IRBY	MISC LINE SUPPLIES	
7430	593		0	4100	\$646.00	STUART C IRBY	MISC SUPPLIES	
7430	232		1099	4100	\$1,390.85	STUART C IRBY	ELECTRIC INVENTORY	
7430	932		0	4100	\$96.25	MONONA PLUMBING AND FIRE	SPRINKLER INSPECTION	
7450	932		0	4100	\$35.00	MONONA PLUMBING AND FIRE	SPRINKLER INSPECTION	
7460	834		0	4100	\$43.75	MONONA PLUMBING AND FIRE	SPRINKLER INSPECTION	
7430	932		0	4100	\$20.61	AMZN MKTP US 3U5LC0BQ3	PAPER TOWELS	
7450	932		0	4100	\$7.49	AMZN MKTP US 3U5LC0BQ3	PAPER TOWELS	
7460	834		0	4100	\$9.39	AMZN MKTP US 3U5LC0BQ3	PAPER TOWELS	
7430	594		0	4100	\$12.76	UPS 1ZD4W91T0335966462	SHIPPING	
7430	593		0	4100	\$131.25	STUART C IRBY	MISC LINE SUPPLIES	
7430	232		1099	4100	\$531.00	STUART C IRBY	ELECTRIC INVENTORY	
7430	232		1099	4100	\$863.50	CRESCENT ELECTRIC 087	ELECTRIC INVENTORY	
7430	232		1099	4100	\$362.25	BORDER STATES ELECTRIC	ELECTRIC INVENTORY	
7430	232		1099	4100	\$3.96	BORDER STATES ELECTRIC	ELECTRIC INVENTORY	

\$30,562.20

Stoughton Utilities

Financial Summary

January 2020 YTD

Overall Summary:

YTD 2020 operating income is \$107,104, up \$40,007 from 2019. The January financials when compared to prior years should be taken with a heavy grain of salt as they are prone to being skewed by timing of expenses, exaggerated percentage changes, seasonal changes, etc.

Electric Summary:

2020 operating income was \$50,900, up \$38,500 from the prior year YTD. 2020 operating revenues were \$49,712, or 4.2%, lower than 2019. However, purchase power dropped \$70,900. This was caused by a 1 million, or 8%, decrease in kWh sold. Other operating expenses were down \$17,400 from the prior year.

The rate of return is currently 0.32% compared to 0.08% at this point in time in 2019. Unrestricted cash balances are \$5.5 million (5.0 months of sales). The current electric rate case is on-going with the new rates expecting to be implemented in the May/June timeframe.

Water Summary:

Operating revenues were down \$2,200, or 1%, from prior YTD 2019. Total gallons sold in January were about 1.9 million gallons, or 5.3% lower, from 2019.

Operating expenses were down \$13,000, or 7.8%, compared to the prior year. The majority of the reduced cost is due to timing of expenses in 2019. I expect the expense gap to narrow in future months.

The rate of return is currently 0.32% compared to 0.24% at this point in time in 2019. Unrestricted cash balances are \$749,500 (4.1 months of sales).

Wastewater Summary:

2020 operating revenue was \$168,900 and down 5.1% from 2019. The loss revenue is due to less surcharge revenue caused in small part by timing issues but mostly due to lower surcharge revenue overall. Sewer revenues will be monitored closely in 2020 for material changes. Operating expenses were \$148,500, which was flat from the prior year. Unrestricted cash balances were \$0.9 million (5.3 months of sales).

Submitted by:
Ryan Wiesen

STOUGHTON UTILITIES

Balance Sheets

As of January 31, 2020

	<u>Electric</u>	<u>Water</u>	<u>Wastewater</u>	<u>Combined</u>
Assets				
Cash & Investments	\$ 7,218,683	\$ 2,739,801	\$ 2,501,286	\$ 12,459,769
Customer A/R	1,311,357	218,014	202,221	1,731,592
Other A/R	90,313	2,178	(1,356)	91,136
Other Assets	663,098	131,529	33,436	828,062
Plant in Service	30,349,996	16,807,933	31,553,338	78,711,266
Accumulated Depreciation	(14,431,514)	(5,504,197)	(12,310,426)	(32,246,138)
Plant in Service - CIAC	3,776,746	7,962,587	-	11,739,333
Accumulated Depreciation-CIAC	(1,945,735)	(2,359,487)	-	(4,305,223)
Construction Work in Progress	170,052	6,426	14,126	190,605
GASB 68 Deferred Outflow	1,042,969	354,076	431,889	1,828,934
Total Assets	<u>\$ 28,245,964</u>	<u>\$ 20,358,858</u>	<u>\$ 22,424,515</u>	<u>\$ 71,029,337</u>
Liabilities + Net Assets				
Accounts Payable	\$ 394,524	\$ 64,335	\$ 45,059	\$ 503,919
Payable to City of Stoughton	547,040	468,034	-	1,015,074
Interest Accrued	33,546	21,294	26,247	81,086
Other Liabilities	379,826	86,747	97,342	563,915
Long-Term Debt	4,486,286	4,207,254	4,097,942	12,791,482
Net Assets	21,669,768	15,261,727	17,893,072	54,824,567
GASB 68 Deferred Inflow	734,974	249,468	264,852	1,249,294
Total Liabilities + Net Assets	<u>\$ 28,245,964</u>	<u>\$ 20,358,858</u>	<u>\$ 22,424,515</u>	<u>\$ 71,029,337</u>

STOUGHTON UTILITIES

Year-to-Date Combined Income Statement

January 31, 2020

	Electric	Water	Wastewater	Total
<i>Operating Revenue:</i>				
Sales	\$ 1,111,296	\$ 184,273	\$ 168,030	\$ 1,463,599
Other	20,780	5,371	826	26,977
<i>Total Operating Revenue:</i>	\$ 1,132,076	\$ 189,644	\$ 168,856	\$ 1,490,576
<i>Operating Expense:</i>				
Purchased Power	802,921	-	-	802,921
Expenses (Including Taxes)	136,909	74,087	76,043	287,039
PILOT	39,250	37,000	-	76,250
Depreciation	102,117	42,645	72,500	217,262
<i>Total Operating Expense:</i>	\$ 1,081,197	\$ 153,732	\$ 148,543	\$ 1,383,472
<i>Operating Income</i>	\$ 50,879	\$ 35,912	\$ 20,313	\$ 107,104
Non-Operating Income	171,470	9,943	19,199	200,612
Non-Operating Expense	(10,981)	(7,262)	(8,192)	(26,435)
<i>Net Income</i>	\$ 211,369	\$ 38,593	\$ 31,320	\$ 281,281

STOUGHTON UTILITIES

Year-to-Date Combined Income Statement

January 31, 2019

	Electric	Water	Wastewater	Total
<i>Operating Revenue:</i>				
Sales	\$ 1,180,778	\$ 186,494	\$ 160,389	\$ 1,527,662
Other	1,010	5,324	17,450	23,784
<i>Total Operating Revenue:</i>	\$ 1,181,788	\$ 191,818	\$ 177,840	\$ 1,551,446
<i>Operating Expense:</i>				
Purchased Power	873,771	-	-	873,771
Expenses (Including Taxes)	158,184	87,835	76,512	322,531
PILOT	38,333	36,500	-	74,833
Depreciation	99,150	42,397	71,667	213,214
<i>Total Operating Expense:</i>	\$ 1,169,438	\$ 166,732	\$ 148,179	\$ 1,484,349
<i>Operating Income</i>	\$ 12,350	\$ 25,086	\$ 29,660	\$ 67,097
Non-Operating Income	200,265	17,815	39,561	257,641
Non-Operating Expense	(11,963)	(3,833)	(9,250)	(25,046)
<i>Net Income</i>	\$ 200,652	\$ 39,068	\$ 59,971	\$ 299,691

STOUGHTON UTILITIES
Cash and Investments Summary
As of January 31, 2020

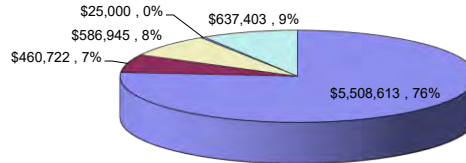
Electric

January 2020

Unrestricted (5.0 months sales)	\$	5,508,613
Bond Reserve	\$	460,722
Redemption Fund (P&I)	\$	586,945
Depreciation	\$	25,000
Designated	\$	637,403
Total	\$	<u>7,218,683</u>

Electric Cash - January 2020

■ Unrestricted (5.0 months sales) ■ Bond Reserve ■ Redemption Fund (P&I) ■ Depreciation ■ Designated



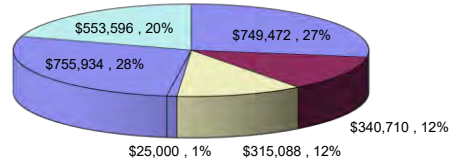
Water

January 2020

Unrestricted (4.1 months sales)	\$	749,472
Bond Reserve	\$	340,710
Redemption Fund (P&I)	\$	315,088
Depreciation	\$	25,000
Construction	\$	755,934
Designated	\$	553,596
Total	\$	<u>2,739,800</u>

Water Cash - January 2020

■ Unrestricted (4.1 months sales) ■ Bond Reserve ■ Redemption Fund (P&I) ■ Depreciation ■ Construction ■ Designated



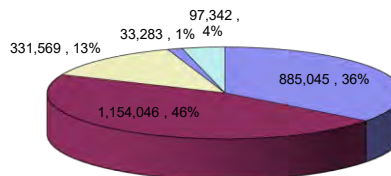
Wastewater

January 2020

Unrestricted (5.27 months sales)	885,045
DNR Replacement	1,154,046
Redemption Fund (P&I)	331,569
Depreciation	33,283
Designated	97,342
Total	<u>2,501,285</u>

Wastewater Cash - January 2020

■ Unrestricted (5.27 months sales) ■ DNR Replacement ■ Redemption Fund (P&I) ■ Depreciation ■ Designated



STOUGHTON UTILITIES

Rate of Return

Year-to-Date January 31, 2020

	<u>Electric</u>	<u>Water</u>
Operating Income (Regulatory)	\$ 50,879	\$ 35,912
Average Utility Plant in Service	29,943,686	16,686,317
Average Accumulated Depreciation	(14,205,096)	(5,393,333)
Average Materials and Supplies	198,264	40,065
Average Regulatory Liability	(77,564)	(119,802)
Average Customer Advances	(27,416)	-
Average Net Rate Base	\$ 15,831,874	\$ 11,213,247
January 2020 Rate of Return	0.32%	0.32%
January 2019 Rate of Return	0.08%	0.24%
December 2019 Rate of Return	2.87%	4.65%
Authorized Rate of Return	5.00%	5.00%

STOUGHTON UTILITIES
2020 Statistical Worksheet

Electric	Total Sales 2019 Kwh	Total Kwh Purchased 2019	Total Sales 2020 Kwh	Total Kwh Purchased 2020	Demand Peak 2019	Demand Peak 2020
January	12,752,096	13,363,141	11,728,250	12,391,530	26,165	21,586
February						
March						
April						
May						
June						
July						
August						
September						
October						
November						
December						
TOTAL	12,752,096	13,363,141	11,728,250	12,391,530		

Water	Total Sales 2019 Gallons	Total Gallons Pumped 2019	Total Sales 2020 Gallons	Total Gallons Pumped 2020	Max Daily High 2019	Max Daily Highs 2020
January	36,143,000	39,813,000	34,224,000	40,776,000	1,466,000	1,719,000
February						
March						
April						
May						
June						
July						
August						
September						
October						
November						
December						
TOTAL	36,143,000	39,813,000	34,224,000	40,776,000		

Wastewater	Total Sales 2019 Gallons	Total Treated Gallons 2019	Total Sales 2020 Gallons	Total Treated Gallons 2020	Precipitation 2019	Precipitation 2020
January	24,591,000	36,827,000	25,995,000	33,824,000	3.10	1.92
February						
March						
April						
May						
June						
July						
August						
September						
October						
November						
December						
TOTAL	24,591,000	36,827,000	25,995,000	33,824,000	3.10	1.92

STOUGHTON UTILITIES
2020 Statistical Worksheet

Electric	Total Sales 2019 Kwh	Total Kwh Purchased 2019	Total Sales 2020 Kwh	Total Kwh Purchased 2020	Demand Peak 2019	Demand Peak 2020
January	12,752,096	13,363,141	11,728,250	12,391,530	26,165	21,586
February	11,560,908	11,896,849	11,122,271	11,416,153	23,038	21,887
March						
April						
May						
June						
July						
August						
September						
October						
November						
December						
TOTAL	24,313,004	25,259,990	22,850,521	23,807,683		

Water	Total Sales 2019 Gallons	Total Gallons Pumped 2019	Total Sales 2020 Gallons	Total Gallons Pumped 2020	Max Daily High 2019	Max Daily Highs 2020
January	36,143,000	39,813,000	34,224,000	40,776,000	1,466,000	1,719,000
February	33,948,000	36,797,000	34,310,000	36,978,000	1,443,000	1,424,000
March						
April						
May						
June						
July						
August						
September						
October						
November						
December						
TOTAL	70,091,000	76,610,000	68,534,000	77,754,000		

Wastewater	Total Sales 2019 Gallons	Total Treated Gallons 2019	Total Sales 2020 Gallons	Total Treated Gallons 2020	Precipitation 2019	Precipitation 2020
January	24,591,000	36,827,000	25,995,000	33,824,000	3.10	1.92
February	23,125,000	33,032,000	25,148,000	30,702,000	3.19	1.18
March						
April						
May						
June						
July						
August						
September						
October						
November						
December						
TOTAL	47,716,000	69,859,000	51,143,000	64,526,000	6.29	3.10



Stoughton Utilities Activities Report

February 2020

Director's Report

Jill M. Weiss, P.E.
Stoughton Utilities Director

2020 continues on a quick pace, especially given that it is only February!

Preparation continues for the 2020 construction season, including both public utility underground reconstruction projects as well as private developer-lead projects. Although activity has continued on private developments, much of my efforts have been focused on our 2020 CIP utility reconstruction work. Many challenges to the Prospect/Grant/Sherman project have arose, we have been able working hard to keep the project moving toward bid advertisements.

The sanitary sewer project redesign that was approved by the Utilities Committee in January was also approved by the City Council in February. Ordinance additions to address sewer laterals relocations was also approved by the Utilities Committee in February, with a first reading of the ordinance completed at City Council.

Significant engagement with customers in the project area occurred throughout the month. The Open House for the project was very well attended and the attendees were overwhelmingly positive about the project improvements. I have also visited with many homeowners in the project areas at their homes.

Also ongoing is the utility's participation in the TDS fiber communications buildout. To facilitate this project and the anticipated need for make-ready work, we will be bidding the electrical pole reconstruction work proactively. We have meet with consultants working for TDS to discuss the make ready analysis and permitting process for the communications attachments to utility poles. This consultant will be reviewing over 1,000 of SU's poles and completing loading analyses for attachment potential, and we expect to receive approximately 35 batches of applications for attachment permits soon, with last permit anticipated to be received by the end of April. Our engineering consultant will be tasked with reviewing these permit applications and compiling the list of required make-ready projects.

We continue to address the 2019 lead sampling exceedance through ongoing public outreach efforts. Further, we are working with a water quality consultant to complete what is anticipated to be the first of multiple studies regarding the potential addition of chemical treatment to reduce the potential for lead exposure. In February we discussed our situation at great length with the Wisconsin DNR, and this conversation revealed significant new requirements that they will be seeking from Stoughton Utilities now and in the future. These requirements, and the upfront and ongoing costs associated with them, once again underscore the need for all lead services to be replaced as soon as logistically possible. The Utilities Committee continues to review the situation, and planning and financing efforts regarding the need to replace lead services will continue for the foreseeable future.

The utility's strategic planning continues to be an ongoing effort. The most critical element of our strategic vision is our team. We have been reviewing training opportunities for 2020 and have been able to connect some of our team with key training opportunities. As we continue to look for these important opportunities for all of our team, we have been working with the State of Wisconsin Workforce Development on apprenticeship opportunities for our electric line workers and currently reviewing apprenticeship opportunities for wastewater operators.

Customer engagement is an important element of a modern utility. We are continuing to look for ways to directly engage our customers so that we are a partner in their daily lives through the services we provide. In February, we sponsored a Sustainable Stoughton event on renewable energy, which provided an opportunity for Stoughton Utilities to showcase our renewable power purchases and leadership efforts to

bring more renewable energy opportunities to the community, and to highlight the programs that we provide to our customers.

Technical Operations Division

Brian R. Hoops
Assistant Utilities Director

Customer Deposits: January 20 marked the 80th day of the winter disconnection moratorium, at which point customers who have not made a payment throughout the winter months may be required to pay a customer deposit equal to the total of four monthly bills. Collections Technician Carol Cushing sent notices to 85 customers requesting deposits totaling \$26,751, or an average of \$315 per delinquent customer.

Customer Payments: Staff processed 8,474 payments totaling \$1.40M, including 1,251 checks, 1,507 lockbox payments, 307 credit cards, 1,422 *My Account* online payments, 3,159 AutoPay payments by credit card and bank withdrawal, 690 direct bank payments, and \$11,300 in cash.

Delinquent Collections: As of February 1, there were 1,801 active accounts carrying delinquent balances totaling \$290,900, and 64 closed accounts carrying delinquent balances totaling \$9,300. Of the total amount delinquent, \$91,800 was 30 or more days past due.

- During the month of February, we mailed out 10-day notices of pending disconnection to 118 delinquent residential (water or wastewater services) and commercial (electric or water services) customers. All residential customers receiving notices were at least two months and \$275 delinquent. An additional 545 past-due notices were mailed to residential customers that have only electric service.
- On February 24, we delivered automated phone calls to 20 commercial customers providing a 24-hour final notice of pending electric service disconnection. Automated phone calls were delivered to 49 residential customers providing a 24-hour final notice of pending water service disconnection.
- On February 25, we disconnected two commercial electric services and six residential water services. The average residential delinquent balance was \$365.

February brought a successful month for our collection of delinquent balances using the Wisconsin Department of Revenue's Tax Refund Intercept Program. Payments totaling \$2,500 were collected from 10 past and current customers. These payments were deducted from the customer's state income tax refund.

We ended the month of February with \$97,600 remaining 30 or more days past-due. For comparison, 30+ day delinquencies are 10% lower than this time last year (\$108,900).

Education & Customer Outreach: The customer response to our social media presence remains positive. SU's posts on Facebook were seen more than 8,200 times by over 4,700 unique area residents and followers in February. SU currently has 751 page followers and 736 Likes. Customer Service Technician Brandi Yungen has been maintaining these pages and prepares the informational/educational content and images that are posted, as well as manages the promotion of our posts and content.

SU sponsored a Sustainable Stoughton event, Renewable Energy For You!, which was held February 20 at the Lageret. SU staff designed the advertising poster for the event, completed the location and AV arrangements, and marketed the event on our social media. The event was very well attended, and allowed SU an opportunity to provide the community with information about SU and our efforts to encourage and incentivize renewable energy use, in our purchased power supply as well as local purchases from customers.

In partnership with our wholesale energy provider, SU will be distributing a locally written and illustrated children's book, *If I Were a Lineworker*, as part of our National Lineworker Appreciation Day efforts. This fun book is designed to bring awareness to the profession, and the important service lineworkers provide to our community to provide safe and reliable power to homes and businesses.

SU sponsored a performance by the National Theatre for Children (NTC), held at Fox Prairie Elementary school. This performance, "Showdown at Conservation Canyon," focused on topics such as how electricity is made and used, ways in which energy is wasted, and what students can do to conserve energy and electricity. SU sponsors a new NTC performance on energy safety and/or conservation each year for elementary school students, as it is a great way to educate and engage children on these important topics.

Energy Assistance: During the month of February, energy assistance (EA) payments totaling \$7,900 were received from the State of Wisconsin Public Benefits Program and applied to 34 customer accounts to assist these customers with their seasonal home heating expenses.

The Public Benefits Program will continue to accept customer applications for seasonal assistance for the 2019-20 heating season through May 1. Crisis funding also remains available to eligible customers.

Information & Operational Technology Improvements: Staff continued our annual review and procurement of software licensing and support contracts for IT & OT systems and hardware. Additional mobile use licensing was added to accommodate system inspection data collection efforts undertaken by electric division staff.

Numerous modifications were made to our GIS maps and data, including a full revamp of our electric and water metering databases and entry applications, solar and time-of-use customer data and location information, an in-depth review of water infrastructure records and inventory, development of a way to track and account for abandoned and unused water laterals separately from active laterals, and more. Work has begun on advancing our wastewater system inspection data collection and mobile applications, which turned out to require a full recreation of existing wastewater systems and a review of all existing main and manhole attribute data.

Staff developed an interactive map displaying information about the locations of known lead water service lines in Stoughton. This map can be accessed at stoughtonutilities.com/lead. SU staff continues to work to develop a service line replacement program to completely eliminate all known lead services.

Hardware and software upgrades were completed on our electric meter testing workstation, which resolved an issue we had been experiencing with programming new meters for solar and time-of-use customers.

Lineman Appreciation Day Coloring Contest: To celebrate National Lineworker Appreciation Day on April 18, Stoughton Utilities will be offering a coloring contest for children that live within SU's service territory. The coloring contest runs now through April 18 to raise awareness of Stoughton Utilities and the Electric Lineworker profession.

Children ages 4-12 are eligible, and a first-place winner will be selected from each of three age groups, as well as a grand prize winner chosen at random. Submissions will be displayed in the utility lobby when received.

We would like to thank linemen Tyler Harding, Jesse Mowery, Andy Ruder, and Bryce Sime for volunteering to have their likenesses used in the coloring sketches. Each version of the sketch will be available for download on our website beginning April 1.

MEUW and APPA Safety Award Programs: Billing & Metering Specialist Erin Goldade completed and submitted award program applications to both organizations. Due to having no lost time in 2019 due to safety accidents, we anticipate being awarded with APPA's MEUW's highest safety award categories for safe workplace practices and comprehensive and frequent safety training throughout 2019. These awards will be distributed in May.

Public Power Scholarship: We have reviewed and updated the criteria for our annual \$1,000 Public Power Scholarship, and advertised it to customers via bill inserts, social media, and print advertising. High school students graduating in 2020 have the option of writing an essay discussing the advantages public power, why energy efficiency is important, what the schools can do to reduce their energy use, investments in renewable energy, and/or the important issues facing municipal electric utilities, or creating a short promotional video promoting Stoughton Utilities and the advantages of public power utilities.

The scholarship application deadline is May 1. Full scholarship details and eligibility requirements can be found at stoughtonutilities.com/scholarship.

Public Service Commission Annual Reporting: As the city Finance & Accounting Department works to complete the electric and water Public Service Commission (PSC) Annual Reports, Billing & Metering Specialist Erin Goldade and Assistant Director Brian Hoops assisted with providing financial and operational data reports queried from CIS billing and GIS inventory databases. Reports include information about assets in stock, purchased, installed, and retired in 2019, customer categories and meter counts, water lateral and main materials, and more.

Residential Customer Incentive Programs: We have begun to market our two primary residential customer incentive programs for 2020.

- ENERGY STAR® appliance incentives are being offered to customers who purchase new efficient appliances, up to two \$25 incentives per account.
- We are again collaborating with Focus on Energy to enhance their existing Smart Thermostat incentive, adding an additional \$25 on top of their \$50 incentive, for a total incentive of \$75 towards the purchase of a new smart thermostat. Combined, these incentives can lower the cost of a smart thermostat by up to 60%.

Staff has created a new way to internally process and pay customer incentives, now using our CIS to track rebate submittals and customer eligibility. Both incentives are provided in the form of a bill credit, and with the new process the rebate will appear on the customer's next billing statement. The ability to submit rebate applications and view all rebates previously received is planned to be added to our *My Account* customer portal in the upcoming months.

Incentive details and forms can be found at stoughtonutilities.com/incentives.

Electric Division and Planning Division

Sean O Grady
Operations Superintendent

Bryce A. Sime
Electric System Supervisor

Electric Service Installations: During the month of February we installed one overhead service upgrade, one temporary service for new construction, and six service connections and metering for new rooftop solar systems.

Electric System Trouble Calls: Electric division staff responded to five trouble calls this month, including a wildlife contact resulting in a 20-minute interruption to two customers, a tree branch vs. overhead service drop affecting one customer, a service disconnection resulting from a structure fire, an overhead service drop connection failure affecting one customer, and a main breaker trip at a meter that affected one customer.

Employee Continuing Training: SU hosted MEUW's safety meeting on underground safety and working procedures. The linecrew participated in hands-on underground distribution system switching and isolation scenarios. The crew also reviewed and inspected our personal protective equipment and underground distribution tools and equipment used for maintaining the system.

Fault Indicators: Fault indicators were installed on circuits where underground riser cables tied with overhead distribution lines. Fault indicators provide a visible indication from the ground if a fault has occurred on the underground cable, which minimizes the amount of time required to locate and repair a fault that's causing a recloser lockout.

LED Street Light Fixture Upgrades: During the month of February, all streetlights located in a quadrant surrounded by Page Street on the east, Hoel Avenue on the west, Lowell Street on the south, and Jackson Street on the north were upgraded to new, energy-efficient LED heads

Line & Equipment Inspections: One crew has been working on visual inspections of our overhead and underground distribution systems, including the conditions of poles and all attached equipment on the overhead system, and all underground cable terminations and equipment. Also collected is information about third-party communications attachments on our poles, which is used for our license agreement billings.

Thus far, no significant deficiencies have been identified or reported. The Wisconsin Public Service Commission requires that all lines be visually inspected at least once every five years.

Mandt Parkway: Repairs were made to an overhead primary line that had strands burned open from a previous tree contact. This damage was identified by linemen during our line clearance work. This tree was subsequently reported to the Department of Public Works, who assessed it to be a hazardous tree and worked with their tree removal contractor to have it removed expeditiously.

Overhead Line Clearance Program: Crews are working on tree trimming and removals on the east side of town between Division and Vernon Streets as we progress through our overhead line clearance program. Maintaining appropriate line clearance increases system reliability and reduces the number of outages experienced by customers due to fallen tree limbs and branch contacts with power lines. Crews will be moving on to North Page Street in March.

Overhead to Underground Upgrades: The upcoming installation of a roundabout at the US Highway 51 & Roby Road intersection by the Wisconsin DOT requires that our existing overhead lines be relocated. SU will be replacing these overhead lines with new underground lines to accommodate the widened roadway and roundabout. All materials have been ordered for this project, and we're tentatively scheduled to start in mid-March, weather permitting.

Substation Maintenance Projects: Work at the East Substation included the replacement of a terminator skirt on one of the underground cable risers, which prevents moisture from entering the underground conduit.

Work at the North Substation included control house improvements, including maintenance on a failed emergency exterior bay lighting system, upgrading of undersized interior wiring, and wildlife control. Additional work is planned on the exterior lighting fixtures once the ice thaws from the underground conduit.

Work at the West Substation included updated settings on one recloser control panel to clear an erroneous alarm status.

Wastewater Division

Brian G. Erickson
Stoughton Utilities Wastewater System Supervisor

The wastewater treatment facility processed an average daily flow of 1.077 million gallons with a monthly total of 31.244 million gallons. The total precipitation for the month was 1.18 inches.

2020 Sewer Improvement Project: As the design work for this project approaches completion, staff continues to work with neighborhood property owners and our consulting engineers. We have been in contact with all of the property owners who will have a new sanitary sewer main installed in front of their home as we seek to abandon the existing main running along the river. We have also been in contact with other property owners that have an existing main running through their property that will be upgraded. Staff has also been televising the mains in this neighborhood to provide information and data used in the final design.

Employee Continuing Education: Wastewater Operator Mark Bakken attended a two-day course on sanitary system collection systems, including CMOM and CMAR reports and preparation for the DNR exams. Wastewater System Supervisor Brian Erickson and Utilities Director Jill Weiss attended a Government Affairs Seminar offered by Wisconsin Wastewater Operators' Association (WWOA).

Sanitary Sewer Overflow (SSO) Event: We continue to work with the Wisconsin Department of Natural Resources to complete the final paperwork to close out the SSO event that occurred on Forrest Street last December.

Sewer Locating Equipment: We have completed the purchase of a device that locates the underground sanitary sewer pipes, not only allowing us to trace exactly where the sewer pipes are, but also their exact depths. In past years we have rented this equipment when needed, but have found that our needs warrants having one in stock. This device will be used while planning the designs for underground reconstruction projects, during routine maintenance of the collection system, and when attempting to locate unknown entry points from customer-owned laterals.

Treatment Plant Influent: We continue to have lower than normal loadings entering the plant. This has little effect on plant performance, however it does cause process control issues in our digester process. The good thing about lower loadings is that we generate less sludge which would eventually have to be hauled out to area farm fields.

Treatment Plant Maintenance: Staff continues to work on maintenance and repair of miscellaneous equipment throughout the plant. Projects completed during February included the rebuild of a return activated sludge (RAS) pump, maintenance to resolve plugging issues with a digester pump, treatment modifications to address digester foaming issues, maintenance of the thickened waste activated sludge (TWAS) and thickened digested sludge (TDSL) float switches, and cleaning and repair of the pump at the 8th St lift station.

Water Division

Kent F. Thompson
Water System Supervisor

Employee Continuing Education: Two water operators attended the Midwest Water and Wastewater Operators Expo in Wisconsin Dells. The Expo, sponsored by the Wisconsin Wastewater Operators' Association (WWOA) and the Wisconsin Section of American Water Works Association (AWWA), hosted some of the major manufacturers in the water and wastewater industry, and offered learning about product information and networking. The two-day expo consisted of booth presentations and classroom sessions on important water and wastewater industry topics.

Hydrant Use & Follow Up: A structure fire occurred which resulted in the fire department drawing approximately 5,000 gallons from a hydrant. Following the use, water operators inspected the hydrant and confirmed it drained properly to prevent damage from freezing. Operators also closed the curb stop valve to the structure to prevent interior plumbing damage due to freezing, and restored service once heat was restored to the home.

Meter Replacement: Twelve water meter bodies were replaced during the month at commercial and multi-family residential properties. In an effort to remove all lead from the publicly owned drinking water system, we have been systematically replacing all meter bodies which could contain small amounts of lead with new lead-free bodies.

Tower II Generator Repairs: Following notification from the Utilities Billing and Metering Specialist that electrical consumption was lower than expected, we identified that the tower generator block heater had malfunctioned. Water operators replaced the block heater to prevent cold starting of the generator, which can cause significant damage. To ensure issues such as this are caught early, we updated our monthly generator testing procedure to include checking the block heaters and water temperatures.

Two weeks later, our revised testing procedure allowed a water operator to note that the water temperature was 20 degrees cooler than expected due to a leak on the water pump. Operators replaced the pump at a considerable savings compared to having the work performed by a maintenance contractor.

Well Pump Motor Maintenance: Water operators completed the annual maintenance on the pump motors at each of the wellhouses. Maintenance consists of changing oil, greasing motor bearings, tightening well shaft packing to allow proper lubrication, and verifying all nuts and bolts are tightened properly.

Wellhouse Painting and Maintenance: Water operators continued to work on wellhouse paint touch up at all of the wells and towers, including a complete repainting of the chemical room at Well No. 7. Commercial grade coatings are used to increase durability and prolong the life of pumping equipment and pipe work within the wells.

Energy Services Section of the Planning Division

Cory Neeley

Stoughton Utilities and WPPI Energy Services Representative (ESR)

Key Customer Interaction: We continue to work with a large manufacturer on a project to install submetering at their facilities to more accurately track electrical consumption and energy conservation opportunities.

We also worked with another large energy user to assist them with accessing and understanding the energy use data available to them through the MyMeter customer portal.

Office of Energy Innovation Grant: We have received the final report and energy plan that was produced in partnership with six other Dane County communities and funded using the OEI grant received in 2018.

Solar Energy Presentation: Stoughton Utilities sponsored and participated in Sustainable Stoughton's Renewable Energy for YOU! event. Presentations were given by Utilities Director Jill Weiss and me, and we also both participated in a panel discussion with other presenters.

Please visit our website at www.stoughtonutilities.com to view current events, follow project schedules, view Utilities Committee meeting notices, packets and minutes, review our energy conservation programs, or to learn more about your Stoughton Utilities electric, water, and wastewater services. You can also view your current and past billing statements, update your payment and billing preferences, enroll in optional account programs, and make an online payment using *My Account* online.



Stoughton Utilities

600 South Fourth Street
P.O. Box 383
Stoughton, WI 53589-0383

Serving Electric, Water & Wastewater Since 1886

Date: April 9, 2020
To: Stoughton Utilities Committee
From: Jill M. Weiss, P.E.
Stoughton Utilities Director
Subject: Stoughton Utilities Communications

February 12, 2020	WPPI Energy outreach to Stoughton elected and appointed officials.
February 14, 2020	Stoughton Utilities press release announcing the acceptance of applications for our annual \$1,000 Public Power Scholarship. Scholarship applications will be accepted through May 1, 2020.
February 19, 2020	Stoughton Utilities press release providing the required six-month reoccurring public notification of 2019 lead and copper sampling results showing elevated concentrations of lead found in some homes.
February 21, 2020	Stoughton Utilities press release announcing the recent \$1,000 donation from the Stoughton Utilities RoundUP program to the Housing Advocacy Team of Stoughton.
March 5, 2020	Thank you letter from Housing Advocacy Team of Stoughton (HATS) for the \$1,000 donation from the Stoughton Utilities' Project RoundUP awarded by the Stoughton Utilities Committee
March 6, 2020	Stoughton Utilities billing insert publicizing the RoundUP program.
March 6, 2020	Stoughton Utilities press release summarizing Mayor Swadley's visit to Washington D.C. to advocate for municipal public power as part of the APPA Legislative Rally.
March 26, 2020	Stoughton Utilities press release regarding SU being awarded the American Public Power Association's Safety Award of Excellence for safe operating practices in 2019.
April 1, 2020	American Public Power Association 2019 Annual Benchmarking Report for distribution system reliability. Stoughton Utilities is in the top quartile (25%) of utilities for System Average Interruption Duration Index (SAIDI) based on the EIA data, and has qualified for the APPA 2019 Certificate of Excellence in Reliability. SU's average service availability index is 99.9611%

February 2020

Dear Member Community Elected and/or Appointed Official,

As you may know, WPPI Energy is your community's member-owned, not-for-profit power supplier based in Sun Prairie. Our 51 member utilities in Wisconsin, Iowa and Michigan's Upper Peninsula deliver significant benefits to their customers and communities they serve. To preserve and enhance this value for the long term, our members share expertise and gain strength in numbers by partnering with like-minded utilities.



Working together they achieve:

- A diverse, competitive and environmentally responsible power supply
- Forward-looking, cost-effective services and advanced technologies and
- A highly effective voice for energy policy advocacy

As a member-owner of WPPI, your community has an important stake in a valuable asset, and engagement by our local leaders is critical to the success of our organization. We know that time is at a premium for all elected and appointed officials, but welcome your involvement this coming year through opportunities listed within this letter.

During this, WPPI's 40th anniversary year, we look forward to working with you to keep a keen eye on the future and ensure our organization evolves with the changing industry and the needs of your community. Please contact me at (608) 834-4557 any time if you have any questions about how your community can make the most of its public power utility and ownership in WPPI. I'd also encourage you to visit our new website: wppienergy.org.

Regards,



Mike Peters
President/CEO



2020 Events

Orientation to WPPI

June 4 and October 15 • Sun Prairie, Wis.

These half-day opportunities will introduce you to WPPI's three areas of focus: power supply, advocacy and support services. Join us for this educational session, a tour and lunch.

Annual Meeting and 40th Anniversary Celebration

September 17 • Sheboygan, Wis.

The annual meeting provides you the opportunity to network with other member community representatives, hear from WPPI leadership and learn about energy industry topics from leading experts.

Chief Executives Breakfast

October 8 • LaCrosse, Wis.

This breakfast is held in conjunction with the League of Wisconsin Municipalities annual conference. Join us for networking and an update from WPPI. We are seeking similar opportunities in Iowa and Michigan.

Regional Power Dinners

[Now Scheduling](#)

WPPI will host dinner meetings this spring / early summer around the region for our member utility staff, local elected officials and utility governing bodies. This is an opportunity to network with other member community representatives and learn more about electric industry issues and key initiatives at WPPI.



Opportunities

WPPI Guest Speakers

Staff is available to present on a variety of topics at any of your city council, village board or utility commission meetings.

Visit WPPI

The WPPI office and operation center in Sun Prairie is available to hold your city council, village board or utility commission meetings. Staff can speak at your meeting and your group can tour the facility to learn more about how we partner with your utility.

Speakers Bureau

Staff is available to speak in your community at any service organization or other local group meetings.

Staff can speak at any of these types of engagements on issues relevant to your local utility, WPPI, the energy industry or other related topics that would be of interest.



Policy Engagement

IDEAS: In-District Energy Advocacy Series

WPPI will be coordinating in-district visits with policymakers in interested member communities. Please let us know if you would like a meeting scheduled and watch for more information.

American Public Power Association Legislative Rally

February 24-26 • Washington D.C.

Scholarships are available through WPPI for this important advocacy event.

State Associations

Stay in touch with state associations for added opportunities:

[Municipal Electric Utilities of Wisconsin
meuw.org](http://meuw.org)

[Iowa Association of Municipal Utilities
Legislative Day • March 17 • Des Moines
iamu.org](http://iamu.org)

[Michigan Municipal Electric Association
Legislative Luncheon • April 29 • Lansing
mmeanet.org](http://mmeanet.org)



1425 Corporate Center Drive • Sun Prairie WI 53590 • 608-834-4500

wppienergy.org

Follow us on:    

WISCONSIN

Algoma
Black River Falls
Boscobel
Brodhead
Cedarburg
Columbus
Cuba City
Eagle River

Evansville
Florence
Hartford
Hustisford
Jefferson
Juneau
Kaukauna
Lake Mills
Lodi

Menasha
Mount Horeb
Muscodia
New Glarus
New Holstein
New London
New Richmond
Oconomowoc
Oconto Falls

Plymouth
Prairie du Sac
Reedsburg
Richland Center
River Falls
Slinger
Stoughton
Sturgeon Bay
Sun Prairie

Two Rivers
Waterloo
Waunakee
Waupun
Westby
Whitehall
IOWA
Independence
Maquoketa

Preston
MICHIGAN
Alger Delta CEA
Baraga
Crystal Falls
Gladstone
L'Anse
Negaunee
Norway



Stoughton Utilities

600 South Fourth Street
P.O. Box 383
Stoughton, WI 53589-0383

Serving Electric, Water & Wastewater Since 1886

News Release

Stoughton Utilities

FOR IMMEDIATE RELEASE

February 14, 2020

Contact: Jill Weiss, Utilities Director

Stoughton Utilities Now Accepting Scholarship Applications

Stoughton Utilities encourages local high school seniors to submit an application for the Public Power Scholarship. The utility offers the annual scholarship in an effort to support young people from the community who plan to attend a technical school, college or university after graduation. Utility staff will award the \$1,000 scholarship to a Stoughton High School student in May of 2020.

To be eligible for the scholarship, students or their parents/guardians must be Stoughton Utilities customers. The scholarship recipient will be chosen based on the submitted application materials.

“At Stoughton Utilities, we make it a priority to support our neighbors in the community, especially young people who are just starting out. We thought a scholarship would be a good way to show them that we care and want them to succeed,” said Utilities Director Jill Weiss.

The scholarship is made possible through community relations funding from the utility’s not-for-profit wholesale power provider WPPI Energy. All scholarship applications are due by May 1, and the recipient will be announced in May. For application materials, contact the utility at 608-873-3379 or visit stoughtonutilities.com.

###



News Release

Stoughton Utilities

FOR IMMEDIATE RELEASE

February 19, 2020

Contact: Jill Weiss, Utilities Director

Six Month Follow Up Stoughton Utilities Public Drinking Water Notice – Elevated Concentrations of Lead Found in Some Homes in 2019

In 2019, six of thirty drinking water sites tested returned samples that contained elevated concentrations of lead. Due to these test results, Stoughton Utilities is required by the Wisconsin Department of Natural Resources (DNR) to submit a press release to local news outlets every six months to remain compliant with public education requirements.

Each year, Stoughton Utilities collects drinking water samples from thirty homes, and tests those samples to determine the amount of lead and copper that is present in those homes' drinking water. All of the homes sampled have lead service lines, and the samples are taken from inside the homes at a faucet that provides drinking water.

Lead is not a naturally occurring groundwater contaminant in the City of Stoughton, and is not sourced by the utility's groundwater wells or water towers. Rather, lead finds its way into homes' drinking water from the lead service lines that were installed to specific properties, as well as internal plumbing solder and older plumbing fixtures. 85% of properties in Stoughton do not have lead service lines.

Founded in 1886, Stoughton Utilities serves electric customers in Stoughton and the surrounding area, and wastewater and water customers in Stoughton.



Stoughton Utilities

600 South Fourth Street
P.O. Box 383
Stoughton, WI 53589-0383

Serving Electric, Water & Wastewater Since 1886

News Release

Stoughton Utilities

FOR IMMEDIATE RELEASE

February 21, 2020

Contact: Jill Weiss, Stoughton Utilities Director

Stoughton Utilities RoundUp Program Donates \$1,000 to the Housing Advocacy Team of Stoughton

Stoughton Utilities recently donated \$1,000 to the Housing Advocacy Team of Stoughton. This donation is part of Stoughton Utilities' RoundUP program, a voluntary program that 'rounds up' customers' utility bills to the next whole dollar. All proceeds are distributed to local non-profit community organizations.

The Housing Advocacy Team of Stoughton (HATS) believes that everyone deserves stable housing and works to address affordable housing needs in the Stoughton area. They are currently coordinating a project to build a 4-unit apartment building for local families who are living with unstable housing situations.

Stoughton Utilities began its RoundUP program in 2006 as a way to further assist local non-profit organizations in our community. Over five percent of Stoughton Utilities customers have voluntarily chosen to participate in the program and are continuing the "neighbor helping neighbor" concept that founded Stoughton Utilities over a century ago.

Customers wishing to participate in the RoundUP program, or non-profit organizations requesting to be considered for future donations, may sign up online at stoughtonutilities.com/roundup, or by calling Stoughton Utilities customer service at (608) 873-3379.



###

Founded in 1886, Stoughton Utilities serves electric customers in Stoughton and the surrounding area; and wastewater and water customers in Stoughton.



*Everyone deserves a
home to hang their hat.*

Housing Advocacy Team of Stoughton, Inc.

March 5, 2020

Stoughton Utilities
Director Jill Weiss
P.O. Box 383
600 South Fourth Street
Stoughton, WI 53589

Dear Jill Weiss and Leadership of Stoughton Utilities,

We who serve on the board of the Housing Advocacy Team of Stoughton, tip our hats to you for your generous Project RoundUP gift of \$1000. We are honored in this community to have such incredible partners like you to collaborate with. Your partnership and willingness to assist us with this support in our efforts to build a four-plex building with case management for families who could not afford a home – *did not go unnoticed!* In the long run it will be a gift that keeps on giving to four families in our community.

Thank you, Stoughton Utilities, for your greater vision in the community of Stoughton.
We are grateful for the gift.

Your HATS Advocates,

Linda Muller, President; Joyce Kaping, Secretary; Mark Petersen, Treasurer;
Cindy McGlynn, Teresa Hermanson

hatsofstoughton@gmail.com

ROUND-UP TO HELP LOCAL NON-PROFITS

Stoughton Utilities began our Project RoundUP program as a way to further assist local non-profit organizations in our community. With this voluntary program, your utility bills will “round up” to the next highest dollar amount. The average contribution per program participant is just \$6.00 per year. Funds are awarded twice annually to local community service organizations by the Stoughton Utilities Committee. Visit our website for more information.

ENROLL BY LOGGING IN TO MY ACCOUNT ONLINE OR BY GIVING US A CALL!



stoughtonutilities.com
(608) 873-3379

At Stoughton Utilities, we join forces with other local not-for-profit utilities through WPPI Energy to share resources and lower costs.

Shared strength through  WPPI Energy



Stoughton Utilities

600 South Fourth Street
P.O. Box 383
Stoughton, WI 53589-0383

Serving Electric, Water & Wastewater Since 1886

News Release

Stoughton Utilities

FOR IMMEDIATE RELEASE

March 6, 2020

Contact: Jill Weiss, Utilities Director

Local Leaders Advocate for Sound Energy Policy in Washington, D.C.

Meetings with Trump Administration, Members of Congress Focus on Protecting Stoughton's Reliable, Affordable, Responsible Electric Service

Mayor Tim Swadley advocated on behalf of Stoughton and Stoughton Utilities at the American Public Power Association's (APPA) 2020 Legislative Rally Feb. 25-27 in Washington, D.C. Swadley used his time in D.C. to hold a briefing with Trump administration officials and conduct in-person meetings with Wisconsin Senators Tammy Baldwin (D) and Ron Johnson (R), as well as Congressman Mark Pocan.

"This year's rally was an important opportunity to advocate for policies aimed at keeping our electric service for Stoughton Utilities customers affordable, safe, reliable and responsible – now and for the long term," stated Jill Weiss, Utilities Director.

During the meetings, the local official encouraged policy recommendations that safeguard the utility's ability to cost-effectively finance critical municipal infrastructure, maintain a safe and reliable power grid, and create a level playing field for investments in clean energy technologies like battery storage, carbon capture and utility scale solar and wind projects. Swadley also spoke with legislators about supporting the expansion of electric vehicles. By increasing the number of

electric vehicles in the community, the electric grid could be used more efficiently — effectively reducing electric costs for all customers.

“The APPA Rally gives President Trump’s administration and our Congressional delegates a chance to hear from local leaders on energy policy and how it impacts their constituents,” said Joseph Owen, Director of Government Affairs for WPPI Energy. “Legislative proposals can have real-life consequences for local communities, and we want to ensure policy makers keep Stoughton Utilities customers in mind.”



Founded in 1886, Stoughton Utilities serves electric customers in Stoughton and the surrounding area, and wastewater and water customers in Stoughton.

Member-owned, not-for-profit WPPI Energy serves Stoughton Utilities and 50 other locally owned electric utilities. Together, WPPI members have built a diverse, competitive and responsible power supply. They share advanced technologies, forward-thinking services and a unified voice for effective energy policy advocacy.



Stoughton Utilities

600 South Fourth Street
P.O. Box 383
Stoughton, WI 53589-0383

Serving Electric, Water & Wastewater Since 1886

News Release

Stoughton Utilities

FOR IMMEDIATE RELEASE

March 26, 2020

Contact: Jill Weiss, Utilities Director

STOUGHTON UTILITIES HONORED WITH NATIONAL AWARD FOR OUTSTANDING SAFETY PRACTICES

Stoughton Utilities has earned the American Public Power Association's Safety Award of Excellence for safe operating practices in 2019. The utility earned a first place award in the category for utilities with 15,000 to 29,999 worker-hours of annual worker exposure.

“Strong safety programs are essential to ensuring that electric utility employees are informed and trained on safe work procedures,” said Brandon Wylie, Chair of the Association's Safety Committee and Director of Training & Safety at Electric Cities of Georgia. “The utilities receiving this award have proven that protecting the safety of their employees is a top priority.”

More than 335 utilities entered the annual Safety Awards, which is the highest number of entrants in the history of the program. Entrants were placed in categories according to their number of worker-hours and ranked based on the most incident-free records during 2019. The incidence rate, used to judge entries, is based on the number of work-related reportable injuries or illnesses and the number of worker-hours during 2019, as defined by the Occupational Safety and Health Administration (OSHA).

“Stoughton Utilities is proud of its safety record,” said Jill Weiss, Utilities Director. “This award is a testament to the hard work that goes into ensuring that our team members go home safe to their families every day.”

The Safety Awards have been held annually for the last 60 years. The American Public Power Association is the voice of not-for-profit, community-owned utilities that power 2,000 towns and cities nationwide.

Founded in 1886, Stoughton Utilities serves electric customers in Stoughton and the surrounding area, and wastewater and water customers in Stoughton.



Stoughton Utilities

2019

**ANNUAL
BENCHMARKING
REPORT**

**eRELIABILITY
TRACKER**



I. General Overview

Funded by a grant from the Demonstration of Energy & Efficiency Developments (DEED) Program, the eReliability Tracker Annual Report was created by the American Public Power Association (the Association) to assist utilities in their efforts to understand and analyze their electric system. This report focuses on distribution system reliability across the country and is customized to each utility. The data used to generate this report reflect activity in the eReliability Tracker from January 1, 2019 to December 31, 2019. Note that if you currently do not have a full year of data in the system, this analysis may not properly reflect your utility's statistics since it only includes data recorded as of February 23, 2020; therefore, any changes made after that date are not represented herein.

Reliability reflects both historic and ongoing engineering investment decisions within a utility. Proper use of reliability metrics ensures that a utility is not only performing its intended function, but also is providing service in a consistent and effective manner. Even though the primary use of reliability statistics is for self-evaluation, utilities can use these statistics to compare with data from similar utilities. However, differences such as electrical network configuration, ambient environment, weather conditions, and number of customers served typically limit most utility-to-utility comparisons. Due to the diverse range of utilities that use the eReliability Tracker, this report endeavors to group utilities by size and region to improve comparative analyses while reducing differences.

Since this report contains overall data for all utilities that use the eReliability Tracker, it is important to consider the effect that a particularly large or small utility can have on the rest of the data. To ease the issues associated with comparability, reliability statistics are calculated for each utility with their respective customer weight taken into account prior to being aggregated with other utilities. This means that all utilities are equally weighted and all individual statistics are developed on a per customer basis.

The total number of active utilities for 2019 is 502. The aggregate statistics displayed in this report are calculated from 310 utilities that provided or verified their data and experienced more than two outages in 2019. Also, utilities that experienced no outages this year, or did not upload any data, will have NULL or "0" values in their report for their utility-specific data and were not included in the aggregate analysis.

This report separates utilities into groups of equal numbers of utilities according to their number of customers served. As seen in Table 1, the customer size distribution of utilities that use the eReliability Tracker is split into five distinct customer size class groups of approximately 100 utilities per group.

Your utility belongs to customer size class **4** and region **2**.

Table 1. Customer size range per customer size class

Class 1	0 -1,207
Class 2	1,208 - 2,880
Class 3	2,881 - 6,599
Class 4	6,600 - 12,465
Class 5	12,466 - 468,522

Since the utilities considered in this report represent a wide variety of locations across the United States, each utility is also grouped with all others located in their corresponding American Public Power Association region. Figure 1 shows the number of utilities using the eReliability Tracker in each Association region and Figure 2 displays the Association's current United States map of regional divisions.

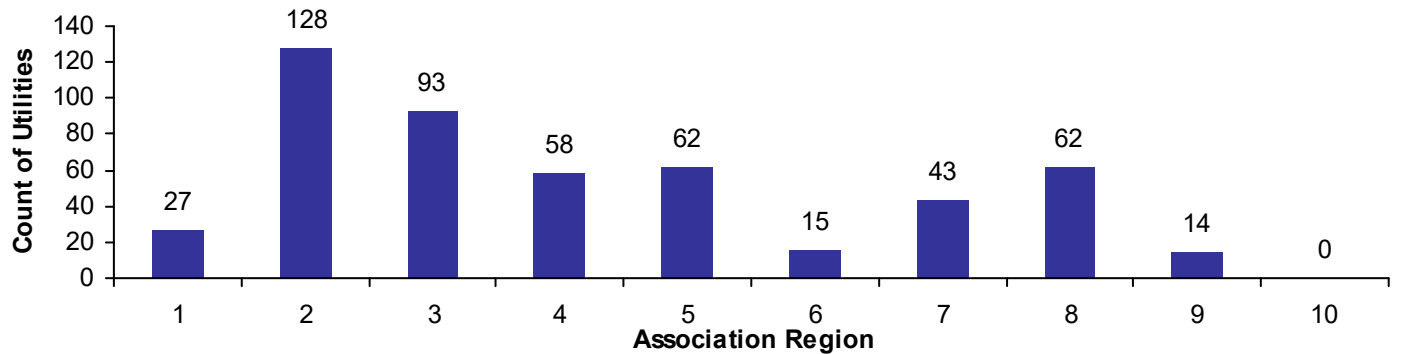


Figure 1. Number of eReliability Tracker utilities per Association region



Figure 2. Association map of regions

II. IEEE Statistics

When using reliability metrics, a good place to start is with the industry standard metrics found in the IEEE 1366 Guide. For each individual utility, the eReliability Tracker performs IEEE 1366 calculations for System Average Interruption Duration Index (SAIDI), System Average Interruption Frequency Index (SAIFI), Customer Average Interruption Duration Index (CAIDI), Momentary Average Interruption Frequency Index (MAIFI) and Average Service Availability Index (ASAI).

Due to the differences in how some utilities analyze major events (MEs) relative to their base statistics, it is important to note how they are calculated and used in this report. An example of a major event includes severe weather, such as a tornado or hurricane, which can lead to unusually long outages in comparison to your distribution system's typical outage. In the eReliability Tracker and in this report, the Association's major event threshold is used, which is a calculation based directly on the SAIDI for specific outage events, rather than daily SAIDI. The major event threshold allows a utility to remove outages that exceed the IEEE 2.5 beta threshold for outage events, which takes into account the utility's past outage history up to 10 years. In the eReliability Tracker, if a utility does not have at least 36 outage events prior to the year being analyzed, no threshold is calculated; therefore, the field below showing your utility's threshold will have NULL value and the calculations without MEs in the SAIDI section of this report will be the same as the calculations with MEs for your utility. More outage history will provide a better threshold for your utility.

Your utility's APPA major event threshold is 9.7 (minutes).

The tables in this section can be used by utilities to better understand the performance of their electric system relative to other utilities nationally and to those within their region or size class. In the SAIDI section, indices are calculated for all outages with and without major events; furthermore, the data are broken down to show calculations for scheduled and unscheduled outages. For each of the reliability indices, the second table breaks down the national data into quartile ranges, a minimum value, and a maximum value.

II.1. System Average Interruption Duration Index (SAIDI)

SAIDI is defined as the average interruption duration (in minutes) for customers served by the utility system during a specific time period.

Since SAIDI is a sustained interruption index, only outages lasting longer than five minutes are included in the calculations. SAIDI is calculated by dividing the sum of all customer minutes of interruption¹ within the specified time frame by the average number of customers served during that period. For example, a utility with 100 customer minutes of interruption and 100 customers would have a SAIDI of 1.

Note that in the tables below, scheduled and unscheduled calculations include major events. Also note that wherever major events are excluded, the exclusion is based on the APPA major event threshold.

Table 2. Average SAIDI for all utilities that use the eReliability Tracker (with and without MEs), belong to your region, and are grouped in your customer size class

	All	No MEs	Unscheduled	Scheduled
Your utility's SAIDI	204.05	33.86	204.02	0.03
Average eReliability Tracker SAIDI	116.73	55.63	110.08	10.74
Average SAIDI for Utilities Within Your Region	92.02	45.93	91.03	1.74
Average SAIDI for Utilities Within Your Customer Size Class	97.42	42.12	94.32	5.22

Table 3. Summary statistics of the SAIDI data compiled from the eReliability Tracker

	All	No MEs	Unscheduled	Scheduled
Minimum Value	0.00	0.00	0.00	0.00
First Quartile (25th percentile)	21.84	11.56	20.32	0.18
Median Quartile (50th percentile)	56.57	26.81	54.88	0.91
Third Quartile (75th percentile)	111.86	62.19	110.54	4.65
Maximum Value	1197.79	988.99	1165.45	988.99

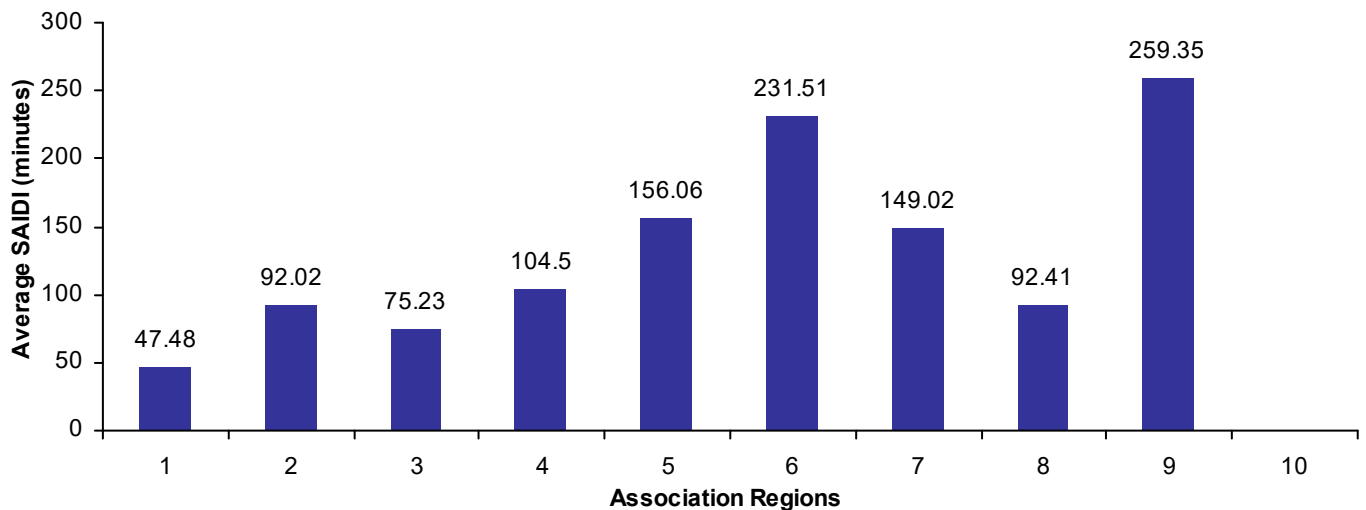


Figure 3. Average SAIDI for all utilities that use the eReliability Tracker per region

¹ Customer minutes of interruption is calculated by multiplying total customers interrupted and total minutes of interruption.

II.2. System Average Interruption Frequency Index (SAIFI)

SAIFI is defined as the average number of instances a customer on the utility system will experience an interruption during a specific time period.

Since SAIFI is a sustained interruption index, only outages lasting longer than five minutes are included in the calculations. SAIFI is calculated by dividing the total number of customer interruptions by the average number of customers served during that time period. For example, a utility with 150 customer interruptions and 200 customers would have a SAIFI of 0.75 interruptions per customer.

Table 4. Average SAIFI for all utilities that use the eReliability Tracker, belong to your region, and are grouped in your customer size class

Your utility's SAIFI	1.55
Average eReliability Tracker SAIFI	0.90
Average SAIFI for Utilities Within Your Region	0.97
Average SAIFI for Utilities Within Your Customer Size Class	0.81

Table 5. Summary statistics of the SAIFI data compiled from the eReliability Tracker

Minimum Value	0.00
First Quartile (25th percentile)	0.25
Median Quartile (50th percentile)	0.57
Third Quartile (75th percentile)	1.22
Maximum Value	16.45

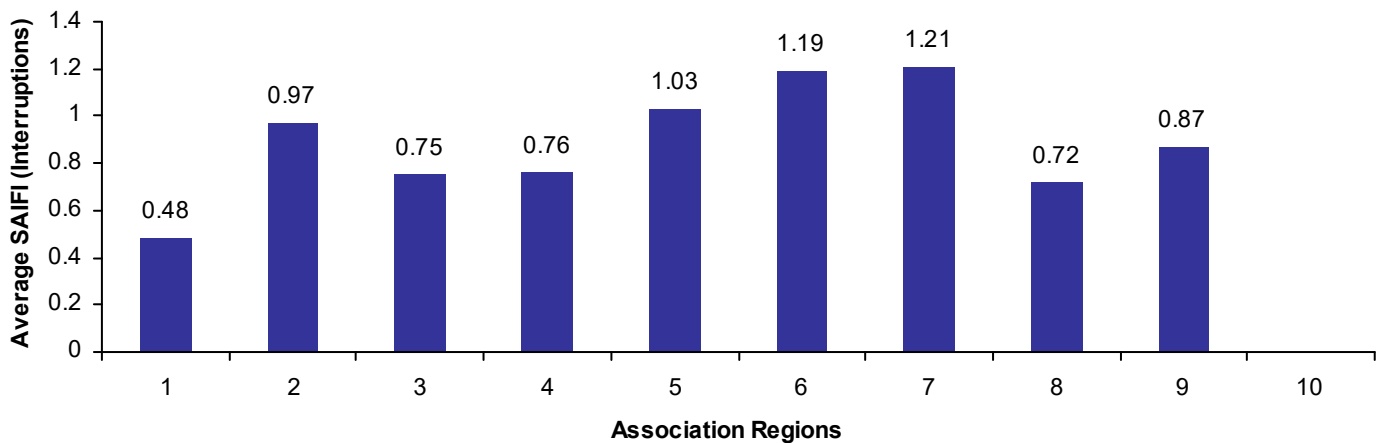


Figure 4. Average SAIFI for all utilities that use the eReliability Tracker per region

II.3. Customer Average Interruption Duration Index (CAIDI)

CAIDI is defined as the average duration (in minutes) of an interruption experienced by customers during a specific time frame.

Since CAIDI is a sustained interruption index, only outages lasting longer than five minutes are included in the calculations. It is calculated by dividing the sum of all customer minutes of interruption¹ during that time period by the number of customers that experienced one or more interruptions during that time period. This metric reflects the average customer experience (minutes of duration) during an outage.

Table 6. Average CAIDI for all utilities that use the eReliability Tracker, belong to your region, and are grouped in your customer size class

Your utility's CAIDI	131.56
Average eReliability Tracker CAIDI	169.35
Average CAIDI for Utilities Within Your Region	120.98
Average CAIDI for Utilities Within Your Customer Size Class	115.75

Table 7. Summary statistics of the CAIDI data compiled from the eReliability Tracker

Minimum Value	0.00
First Quartile (25th percentile)	67.42
Median Quartile (50th percentile)	92.94
Third Quartile (75th percentile)	139.83
Maximum Value	11512.06

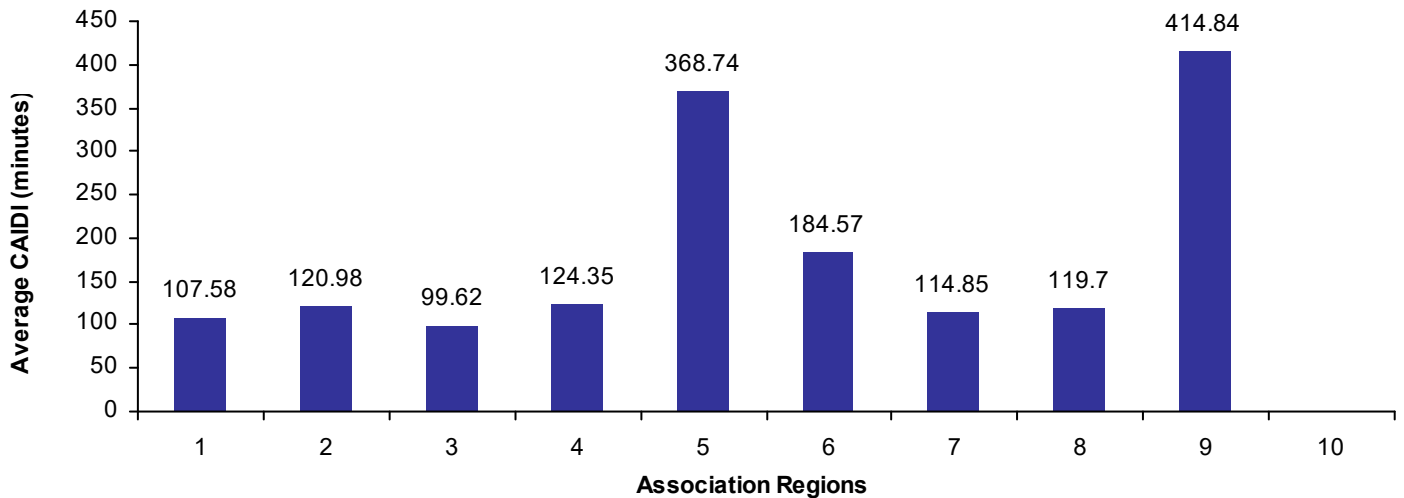


Figure 5. Average CAIDI for all utilities that use the eReliability Tracker per region

II.4. Momentary Average Interruption Frequency Index (MAIFI)

MAIFI is defined as the average number of times a customer on the utility system will experience a momentary interruption²

In this report, an outage with a duration of less than five minutes is classified as momentary. The index is calculated by dividing the total number of momentary customer interruptions by the total number of customers served by the utility. For example, a utility with 20 momentary customer interruptions and 100 customers would have a MAIFI of 0.20. Momentary outages can be more difficult to track and many smaller utilities may not have the technology to do so; therefore, some utilities may have a MAIFI of zero

Table 8. Average MAIFI for all utilities that use the eReliability Tracker, belong to your region, and are grouped in your customer size class

Your utility's MAIFI	NULL
Average eReliability Tracker MAIFI	0.65
Average MAIFI for Utilities Within Your Region	1.71
Average MAIFI for Utilities Within Your Customer Size Class	0.41

Table 9. Summary statistics of the MAIFI data compiled from the eReliability Tracker

Minimum Value	0.00
First Quartile (25th percentile)	0.00
Median Quartile (50th percentile)	0.08
Third Quartile (75th percentile)	0.49
Maximum Value	26.13

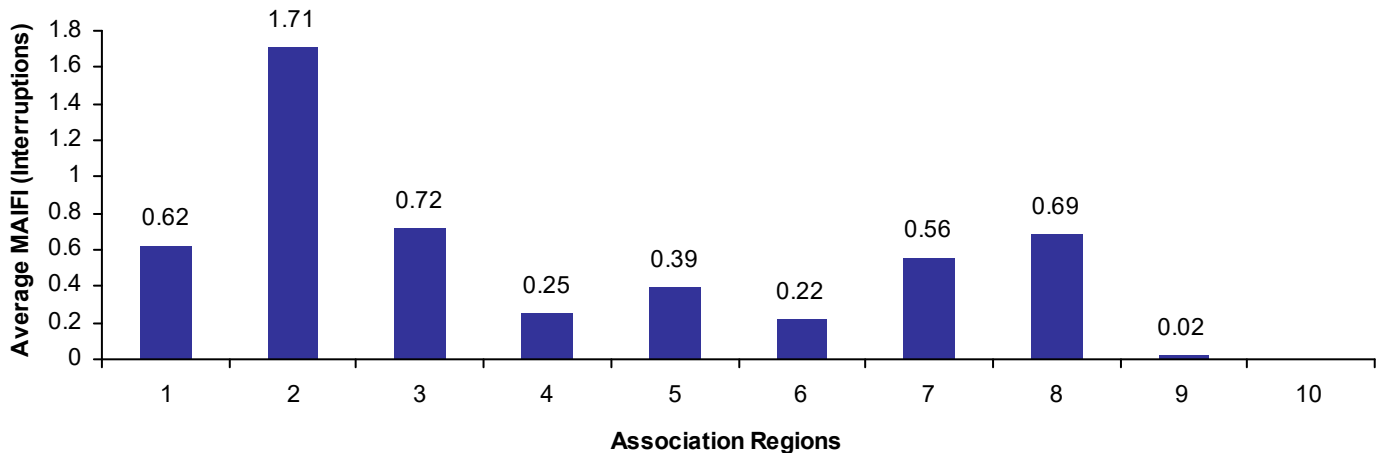


Figure 6. Average MAIFI for all utilities that use the eReliability Tracker per region

² Momentary outages can be more difficult to track and many smaller utilities may not have the technology to do so; therefore, some utilities may have a MAIFI of zero.

II.5. Average Service Availability Index (ASAI)

ASAI is defined as a measure of the average availability of the sub-transmission and distribution systems that serve customers.

This load-based index represents the percentage availability of electric service to customers within the time period analyzed. It is calculated by dividing the total hours service is available to customers by the total hours that service is demanded by the customers. For example, an ASAI of 99.99% means that electric service was available for 99.99% of the time during the given time period.

Table 10. Average ASAI for all utilities that use the eReliability Tracker, belong to your region, and are grouped in your customer size class

Your utility's ASAI (%)	99.9611
Average eReliability Tracker ASAI	99.9778
Average ASAI for Utilities Within Your Region	99.9824
Average ASAI for Utilities Within Your Customer Size Class	99.9815

Table 11. Summary statistics of the ASAI data compiled from the eReliability Tracker

Minimum Value	99.7721
First Quartile (25th percentile)	99.9787
Median Quartile (50th percentile)	99.9892
Third Quartile (75th percentile)	99.9958
Maximum Value	100.0000

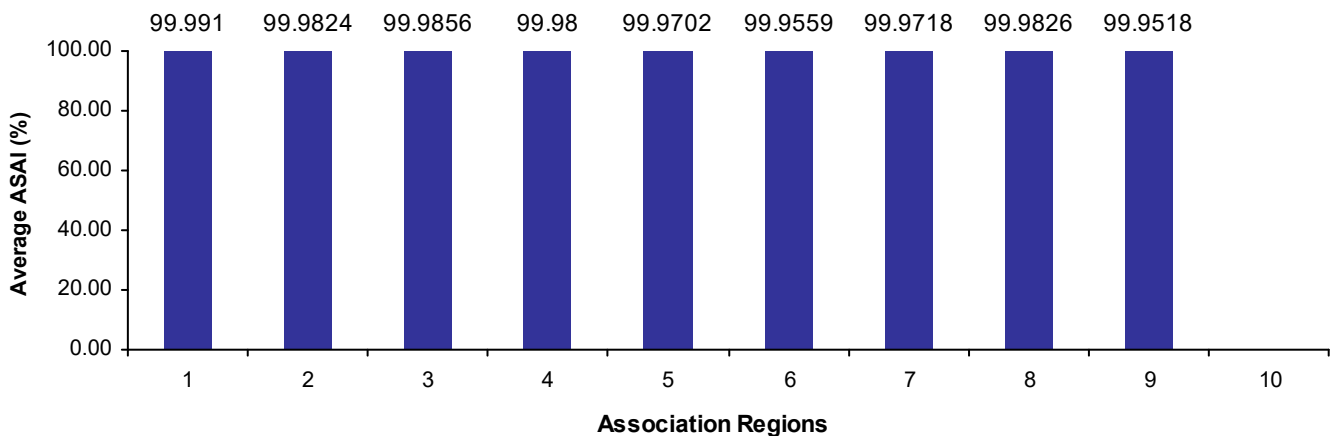


Figure 7. Average ASAI for all utilities that use the eReliability Tracker per region

II.6. 2018 Energy Information Administration (EIA) Form 861 Data

Form EIA-861 collects information on the status of electric power industry participants involved in the generation, transmission, distribution, and sale of electric energy in the United States, its territories, and Puerto Rico.

EIA surveys electric power utilities annually through EIA Form 861 to collect electric industry data and subsequently make that data available to the public. In 2014, EIA began publishing reliability statistics in their survey from utility participants; therefore, the Association included EIA reliability statistics in this report for informational purposes. Please note that the following data includes 174 investor-owned, 553 rural cooperative, and 389 public power utilities³ that were large enough to be required to fill out the full EIA 861, not the EIA 861-S form (for smaller entities). In addition, since the collection and release of EIA form data lags by a year, the data provided here is based on the 2018 data that was published in October 1, 2019. Therefore, it is suggested that the aggregate statistics contained herein be used only as an informational tool for further comparison of reliability statistics.

In Table 12 and Table 13, an entity calculates SAIDI, SAIFI, and determines major event days in accordance with the IEEE 1366-2003 or IEEE 1366-2012 standard.

For more general information on reliability metrics you can see the Association's website at <http://publicpower.org/reliability>. Although EIA collected other reliability-related data, the tables below only include SAIDI and SAIFI data. The full set of data can be downloaded at: <http://www.eia.gov/electricity/data/eia861/>

Table 12. Summary statistics of the SAIDI data collected in 2018 and published in 2019 by EIA

	IEEE Method	
	All	No MEDs
Average	327.85	142.76
Minimum Value	1.13	0.00
First Quartile (25th percentile)	80.82	52.94
Median Quartile (50th percentile)	154.91	100.36
Third Quartile (75th percentile)	320.10	161.20
Maximum Value	8092.00	6356.07

Table 13. Summary statistics of the SAIFI data collected in 2018 and published in 2019 by EIA

	IEEE Method	
	All	No MEDs
Average	1.64	1.27
Minimum Value	0.03	0.00
First Quartile (25th percentile)	0.83	0.65
Median Quartile (50th percentile)	1.33	1.06
Third Quartile (75th percentile)	2.03	1.56
Maximum Value	13.03	11.31

³ 389 public power utilities include entities classified by EIA as municipal, political subdivision, and state.

II.7. Analysis of Miles of Line and Interruptions

Benchmarking metrics were created to help utilities explore the relationship between outages, line exposure, and customer density. This analysis separates utilities into groups of similar average customer density (customers served per mile). As seen in Table 15, the customer density distribution of utilities that use the eReliability Tracker is split into five distinct customer density size groups of approximately 64 utilities.⁴ By using the miles of line-related metrics shown in Table 14 and Table 15, utilities can benchmark reliability against system characteristics along with the customer normalized metrics included in the rest of the report. These system topography-related metrics can be helpful in understanding, for example, utility reliability against weather and animal-related outages relative to similarly dense and exposed utilities.

Your utility's total miles of line: 96.33

Your utility's overhead miles of line: 38

Your utility's underground miles of line: 58.33

Table 14. Analysis of total miles of line and interruptions

	Interruptions per Mile	Customers Interrupted per Mile	Minutes of Interruption per Mile
Your Utility	1.03	140.43	128.04
Average for eReliability Tracker Utilities	0.43	38.50	137.37
Average for Utilities Within Your Region	0.58	59.38	99.61

Your utility's average customer density (customers per mile): 90.54

Your utility belongs to customer density class **5**

Table 15. Total miles of line analysis by customer density class

Customer Density Class (Customers per Mile)	Customer Density Range	Interruptions per Mile	Customers Interrupted per Mile	Minutes of Interruption per Mile
Class 1	1 -30	0.23	18.49	108.43
Class 2	31 - 45	0.35	22.79	56.89
Class 3	46 - 62	0.48	28.05	304.29
Class 4	63 - 88	0.50	40.75	132.25
Class 5	89 - 1660	0.59	82.47	93.46

⁴ Customer density classes include eReliability Tracker utilities that either provided their miles of line data to Platts or recorded their data in the eReliability Tracker.

III. Outage Causes

Equipment failure, extreme weather events, wildlife and vegetation are some of the most common causes of electric system outages. However, certain factors, such as regional weather and animal/vegetation patterns, can make a different set of causes more prevalent to a specific group of utilities. The following section of this report include graphs depicting common causes of outages for your individual utility, all utilities in your region, and all utilities using the eReliability Tracker. The charts containing aggregate information are customer-weighted to account for differences in utility size for a better analytical comparison.

For example, a particularly large utility may have a large number of outages compared to a small utility; in order to avoid skewing the data towards large utilities, the number of cause occurrences is divided by customer size to account for the differences. In Figures 8-13, the data represent the number of occurrences for each group of 1,000 customers. For instance, a customer-weighted occurrence rate of "1" means 1 outage of that outage cause per 1,000 customers on average in 2019.

Note that the sustained outage cause analysis is more comprehensive than the momentary outage cause analysis due to a bigger and more robust sample size for sustained outages. Regardless, tracking both sustained and momentary outages helps utilities understand and reduce outages. To successfully use the outage information tracked by your utility, it is imperative to classify and record outages in detail. The more information provided per outage, the more conclusive and practical your analyses will be.

III.1. Sustained Outage Causes

In general, sustained outages are the most commonly tracked outage type. In many analyses of sustained outages, utilities tend to exclude scheduled outages, partial power, customer-related problems, and qualifying major events from their reliability indices calculations. While this is a valid method for reporting, these outages should be included for internal review to make utility-level decisions. In this section, we evaluate common causes of sustained outages for your utility, corresponding region, and for all utilities that use the eReliability Tracker. It is important to note that in this report, sustained outages are classified as outages that last longer than five minutes, as defined by IEEE 1366.

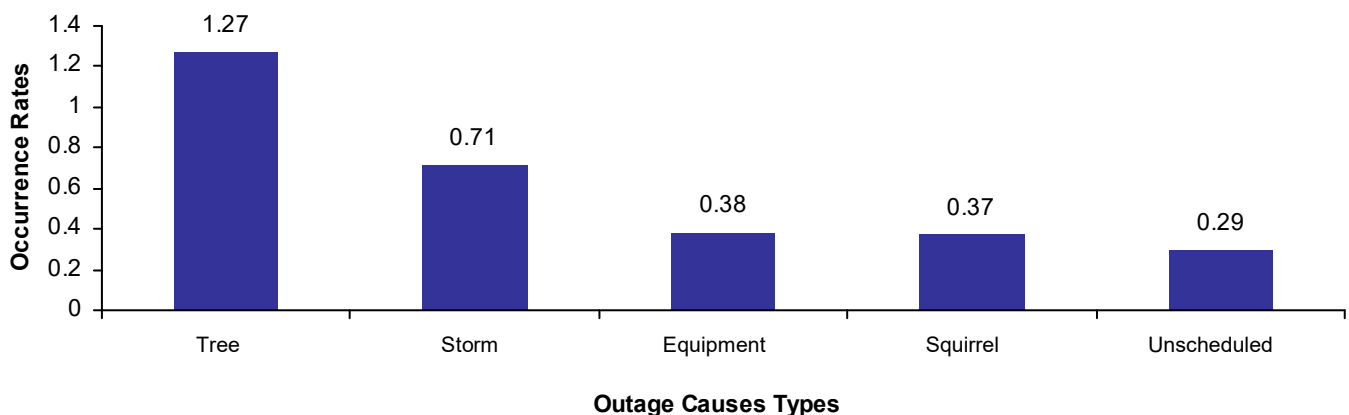


Figure 8. Top five customer-weighted occurrence rates⁵ for common causes of sustained outages for all utilities that use the eReliability Tracker Service

⁵ For each utility, the number of occurrences for each cause is divided by that utility's customer size (in 1,000s) to create an occurrence rate that can be compared across different utility sizes.

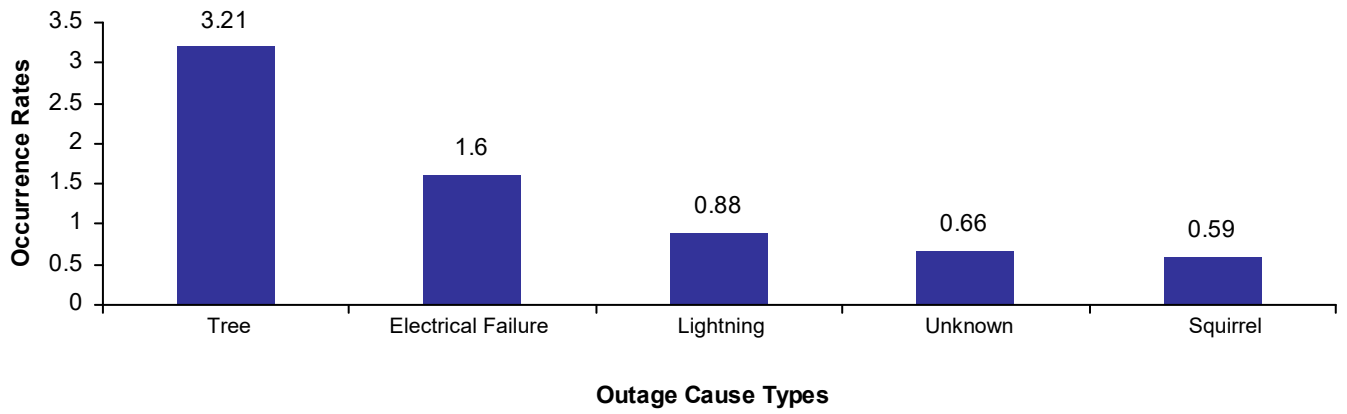


Figure 9. Top five customer-weighted causes of sustained outages for your utility⁵

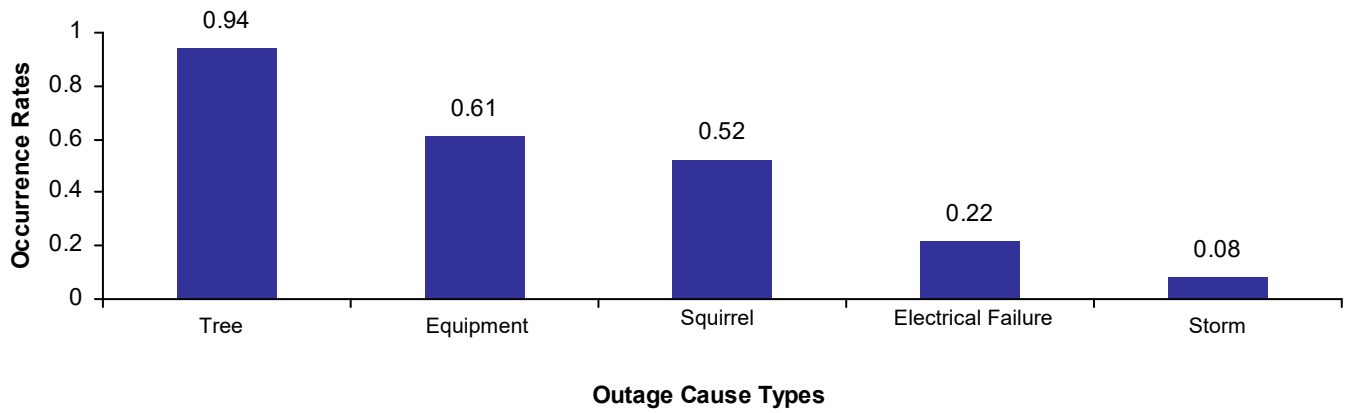


Figure 10. Top five customer-weighted occurrence rates for sustained outage causes in your region⁵

II.2. Momentary Outage Causes

The ability to track momentary outages can be difficult or unavailable on some systems, but due to the hazard they pose for electronic equipment, it is important to track and analyze momentary causes. In this section, we evaluate common causes of momentary outages for your utility, region and customer size class as well as common causes for all utilities that use the eReliability Tracker. Please note that only outages lasting less than five minutes are classified as momentary, as defined by IEEE 1366.

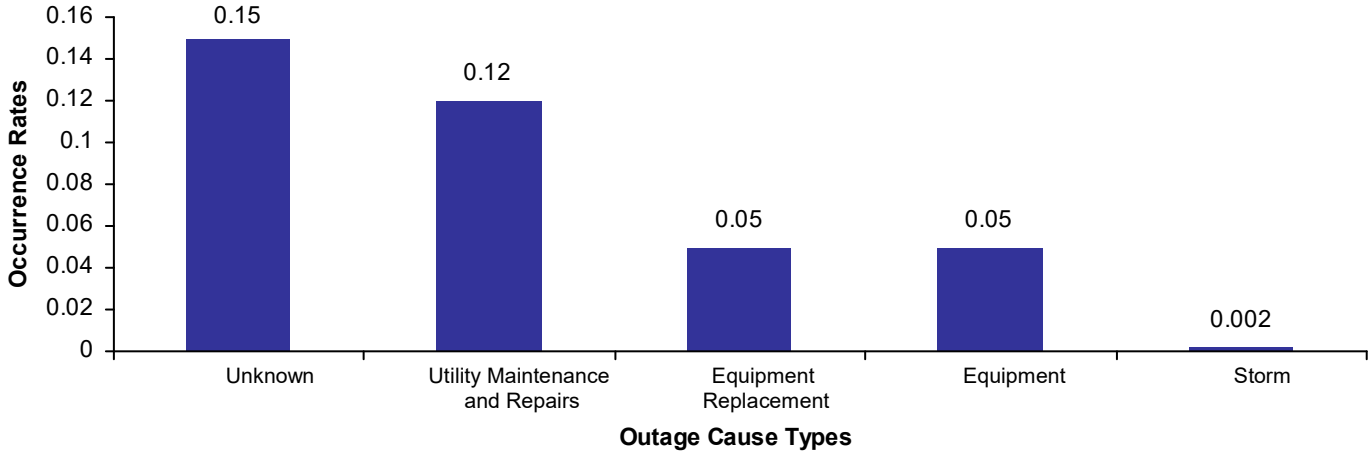


Figure 11. Top five customer-weighted occurrence rates for common causes of momentary outages for all utilities that use the eReliability Tracker Service ⁵

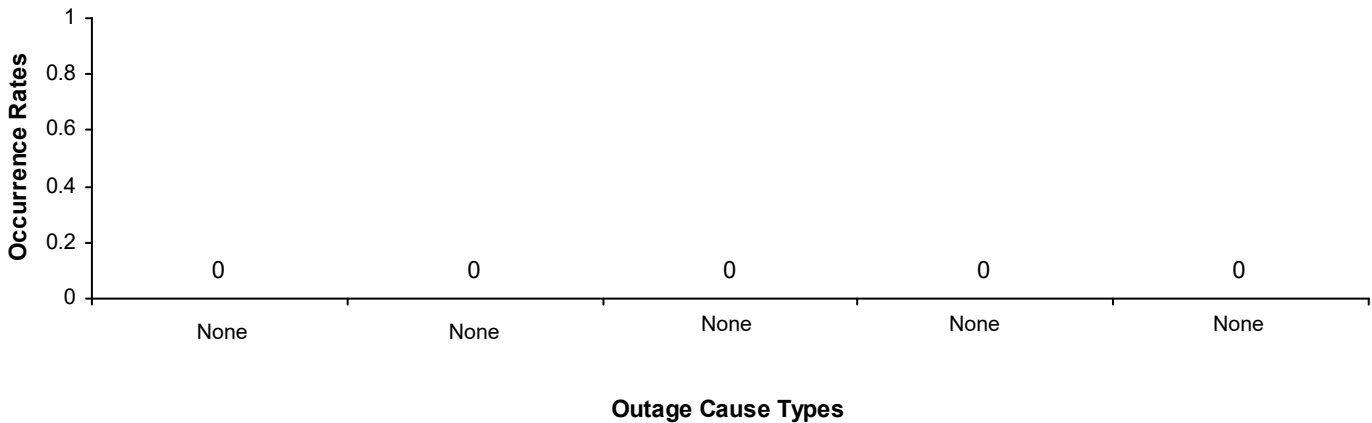


Figure 12. Top five customer-weighted causes of momentary outages for your utility ^{5, 6}

⁶ If your utility has less than eight momentary outages recorded in the eReliability Tracker, this graph will be blank.

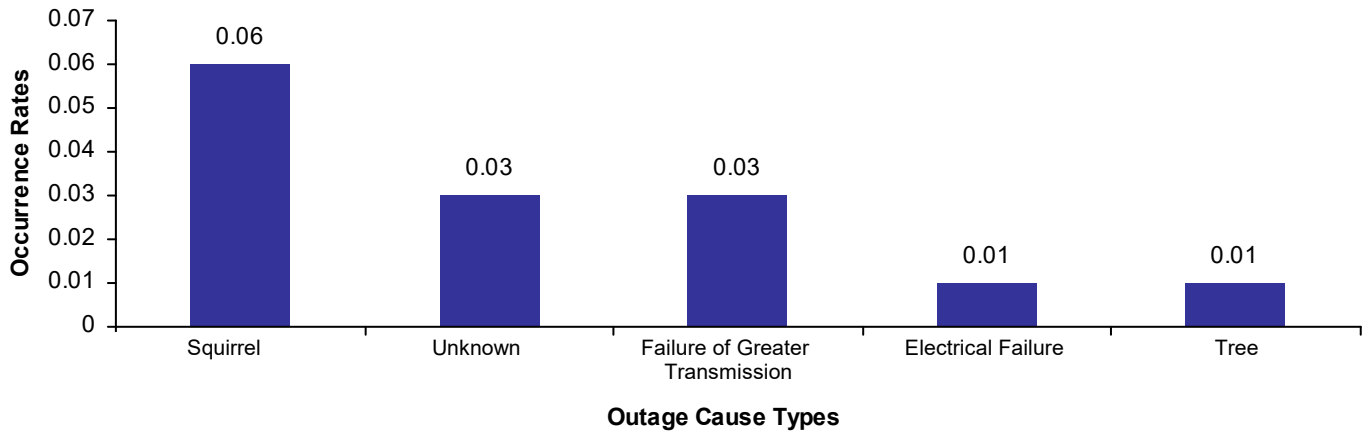


Figure 13. Top five customer-weighted occurrence rates for momentary outage causes in your region⁵

Thank you for your active participation in the eReliability Tracker service, and we hope this report is useful to your utility in analyzing your system. If you have any questions regarding the material provided in this report, please contact:

APPA's Reliability Team

*Alex Hofmann
Ji Yoon Lee*

*American Public Power Association
2451 Crystal Drive, Suite 1000
Arlington, VA 22202*

reliability@publicpower.org

**AMERICAN
PUBLIC
POWER
ASSOCIATION**

80 Years of Powering Strong Communities

2451 Crystal Drive
Suite 1000
Arlington, VA 22202-4804
www.PublicPower.org



Stoughton Utilities

600 South Fourth Street
P.O. Box 383
Stoughton, WI 53589-0383

Serving Electric, Water & Wastewater Since 1886

Date: April 9, 2020
To: Stoughton Utilities Committee
From: Jill M. Weiss, P.E.
Stoughton Utilities Director
Subject: Status of the Utilities Committee Recommendation(s) to the Stoughton Common Council

The following items from prior Stoughton Utilities Committee Meeting(s) are scheduled to be presented to and/or acted upon by the Stoughton Common Council at their February 25, 2020 meeting:

Consent Agenda:

1. Minutes of the January 30, 2020 Regular Utilities Committee Meeting
2. Stoughton Utilities January Payments Due List Report
3. Stoughton Utilities December Financial Summary
4. Stoughton Utilities December Statistical Report

Business:

1. Ordinance to Create Section 74-16 of the City of Stoughton Code of Ordinances, Relating to Water Cross Connection Control
2. Ordinance to Create Section 74-2(f) of the City of Stoughton Code of Ordinances, Relating to Relocation of Sewer Connections
3. Bad Debt Account Write-Offs through December 31, 2019



600 South Fourth Street P.O. Box 383
Stoughton, WI 53589-0383

Serving Electric, Water & Wastewater Since 1886

Date: April 9, 2020

To: Stoughton Utilities Committee

From: Jamin Friedl, CPA
City of Stoughton Finance Director

Jill M. Weiss, P.E.
Stoughton Utilities Director

Subject: Simplified Regulatory Review of Water Utility Rates

Included in the 2020 water utility budget that was presented to and approved by the Stoughton Utilities Committee, Committee of the Whole, and Common Council was a review of water utilities rates and possible application of a regulatory rate review and adjustment.

The PSC recommends that water utilities regularly file simplified rate applications in between conventional full regulatory rate reviews to cover inflationary increases in basic operational and construction expenses. During a simplified rate review, the PSC applies a rate increase factor and benchmark rate of return factor that has been revised for the current calendar year, and combines this with information from Stoughton Utilities PSC Annual Report filing to determine eligibility.

Accordingly, staff has conducted a thorough review of our current water utility rates and has determined that the water utility retail rates have fallen below adequate levels. Following this review, it was deemed necessary to prepare a simplified application to the Public Service Commission of Wisconsin (PSC) for authority to increase water rates by 3%. This increase was predicted to bring the total water bill for an average residential customer, including public fire protection, to \$28.72 per month, a monthly increase of \$0.84.

The PSC has determined that Stoughton Utilities is ineligible for a simplified water rate review at this time, as the approved simplified rate increase factor would cause the utility's rate of return to exceed the approved benchmark.

No water rate adjustment will occur in 2020. Future rate adjustment requirements will be reevaluated by staff and presented to the Committee during the 2021 budget approval process.



600 South Fourth Street P.O. Box 383
Stoughton, WI 53589-0383

Serving Electric, Water & Wastewater Since 1886

Date: April 9, 2020

To: Stoughton Utilities Committee

From: Jill M. Weiss, P.E.
Stoughton Utilities Director

Subject: Wisconsin Department of Natural Resources Sanitary Survey Report and Notice of Noncompliance

On January 14, 2020, Wisconsin Department of Natural Resources (WDNR) Public Water Supply Engineer David Barkhahn conducted a sanitary survey of the Stoughton Waterworks. This sanitary survey is conducted by the WDNR every six years.

A detailed report providing the final findings of the survey was issued on January 21, 2020, and is attached for your review. No significant deficiencies were noted for the waterworks. Two deficiencies were noted, both of which have since been resolved.

Also attached is Stoughton Utilities response dated March 6, 2020, which addresses each item noted by Mr. Barkhahn in the survey report.



January 21, 2020

Jill Weiss, Utilities Director
600 South Fourth Street
Stoughton, WI 53589

PWS ID#: 11300784
Stoughton Waterworks
Stoughton, WI
MC - Dane County

Subject: Sanitary Survey Report and Notice of Noncompliance

Dear Jill Weiss:

The purpose of a sanitary survey is to evaluate the system's source, facilities, equipment, operation, maintenance, and management as they relate to providing safe drinking water. The sanitary survey is also an opportunity to update the Department's records, provide technical assistance, and identify potential risks that may adversely affect drinking water quality. This Sanitary Survey Report also serves as a Notice of Noncompliance.

On January 14, 2020, Dave Barkhahn conducted a sanitary survey of your water system, Stoughton Waterworks. During the sanitary survey you and Kent Thompson were present. At the completion of the survey, you were briefed on the preliminary findings. This report outlines the final findings, discusses problems that need to be addressed, and timelines for corrective action where appropriate.

A plan for corrective action, including a work schedule must be completed by March 6, 2020. A proposed corrective action plan and schedule is included below.

System Summary

The City of Stoughton is located in southeast Dane County and is about 13 miles south of the City of Madison. Stoughton's population is about 12,698 people. The water system is owned by the City and began operation in 1885 for general use and fire protection. The present water system consists of four wells, two elevated storage facilities with a combined capacity of 900,000 gallons, a 400,000-gallon ground reservoir with high lift pumping equipment, and a distribution system consisting of about 384,670 feet of water mains. Well 5 discharges to the adjacent 400,000-gallon ground reservoir, then one of two high-lift pumps discharge the water to the distribution system. Wells 4, 6, and 7 discharge directly to the distribution system. Wells 1 and 2 were abandoned in 1979. Well 3 was abandoned in 2007. The 250,000-gallon tower 1 on the south side of the City was taken out of service and demolished in 2007. Currently, fluoride is added to the water at each well for dental health protection and liquid chlorine is added to the water at each well for disinfection purposes. There is a Cummins 6-cylinder natural gas engine/generator set located at well 5 which can operate the well pump, the high-lift pumps and the chemical feed pumps in emergencies. There is also a 240 hp Cummins natural gas engine/generator set located at well 7 which can operate the well pump and the chemical feed pumps when the power is out.

The operators have done an excellent job maintaining each of the well houses. The floors have been epoxy coated, the discharge piping and walls are routinely painted, and the well houses look clean. Computer tablets have been issued to each operator to record cross connection inspections, to record hydrant and valve maintenance, and to determine information about each component in the water system. The tablets also have detailed water system maps for locating valves, hydrants, curb stops, and determining water main sizes and materials. Updated information from the tablets is downloaded daily into the Utility's computer system.

Significant Deficiencies

I am happy to report that during the sanitary survey no significant deficiencies were identified. Significant deficiencies indicate noncompliance with one or more Wisconsin Administrative Codes and/or represent an immediate health risk to consumers.

Deficiencies

During the sanitary survey, two deficiencies were identified. Deficiencies are problems in the drinking water system that have the potential to cause serious health risks or represent long-term health risks to consumers. These deficiencies may indicate noncompliance with one or more Wisconsin Administrative Codes. Corrective action should be completed for these deficiencies as soon as possible.

Deficiency	Compliance Due Date	Code Citation
1. It appears that the City does not have a cross connection control ordinance.	07/21/2020	NR 810.15(1)(b)
2. The means for measuring well water levels is not adequate at one location.	07/01/2028	NR 811.36(2)

Discussion and Schedule for Correction of Deficiencies:

- A cross connection control ordinance gives the Utility the legal authorization to enter customer’s premises and perform cross connection inspections. Such an ordinance could not be located on the City’s web site. A cross connection control ordinance should be created and adopted by July 21, 2020. Please send me a copy of the adopted ordinance.
- The transducer and/or the air line to measure the water levels in well 5 has failed. The well pump needs to be pulled to replace the transducer or air line. The Department will allow this work to be delayed until the next time the well pump is pulled for maintenance or repairs.

Recommendations

During the sanitary survey, three recommendations were identified. Recommendations are problems in the water system that hinder your public water system from consistently providing safe drinking water to consumers.

Recommendation
1. All water services are not made of approved materials.
2. Adequate security and safety measures are not in place to prevent unauthorized access of the area near the storage facilities and to deter vandals.
3. All water mains are not at least 6 inches in diameter.

Discussion of Recommendations:

- The 2018 PSC report shows that there were 619 lead services in use in the system. The City should have long term plans to replace these services so that consumers can reduce their overall exposure to lead. It is highly recommended that the full service line be replaced, including the customer portion of the line. Data shows that if only the Utility owned portion is replaced, the lead levels that consumers are exposed to will increase. The Utility should also make efforts to accurately report the amount of lead services in the water system.

- While walking next to the elevated tank on Racetrack Road, ice was falling off the tank. This is a safety concern. A fence around each elevated tank would improve the security and safety at each tank site.
- The 2018 PSC report shows that there are 48,471 feet of 4-inch main in the system. This is 12.6% of the total mains in the system. The Utility should continue to replace any water mains less than six inches in diameter so that adequate fire flows can be provided to all areas in the water system. The areas with 4-inch mains are likely to also have lead service lines. The lead services can be replaced at the same time that the water mains are upgraded.

Nonconforming Features

During the sanitary survey, three nonconforming features were identified. Nonconforming features are things that existed in a water system before a code change became effective. These features were approved at the time of construction or installation but due to changes in the code, would not be approved for new installations. Correction of these features is not required until major changes or remodeling occurs or a health hazard is identified. The following items were identified as nonconforming features.

Nonconforming Feature	Current Code Citation
1. The overflow of the ground level storage facility is not brought down to within 12 to 24 inches of the ground surface over a splash pad.	811.64(4)(a)(1)
2. Secondary containment of all chemicals is not provided.	811.39(3)(d)
3. A separate chemical room is not provided for all chemicals.	811.40(1)(L), and 811.51(1)

Discussion of Nonconforming Features:

- The overflow of the ground reservoir next to well 5 terminates about 8 feet above the splash pad. Current code requires the overflow to be extended down to within 12 to 24 inches above the splash pad.
- Secondary containment capable of holding the contents of all chemical tanks is needed for all new chemical storage rooms. This includes the solution tank being used and all containers being stored. Secondary containment was not present at any of the wells for any of the chemicals.
- Separate chemical rooms for fluoride and chlorine are now required at new installations. Separate chemical rooms are not provided at any of the wells.

Water Quality Monitoring and Reporting

Your system has an excellent record of compliance with monitoring and reporting requirements for the last three years. Samples were collected within the appropriate monitoring periods and the results were reported to the Department, as required. We appreciate your samplers’ continued efforts in complying with these Safe Drinking Water Act requirements. The only concern with the water quality at the Stoughton water system is with the elevated lead levels that were previously detected. The action level of 15 ug/L in more than 10 percent of the samples was exceeded in 2014 and again in 2019. Two rounds of sampling in 2015 and another round in 2016 were below the action level.

The fluoridation program for the Stoughton water system has a very good history for the last 12-month period. All monthly split samples were collected and were submitted to the State Lab of Hygiene, as required. The average residual for the most recent twelve monthly split samples submitted to the State Lab in the last year was 0.66 mg/L. The operators’ fluoride split sampling results have compared favorably to those obtained by the State Lab of Hygiene. This indicates the operators are doing a good job when performing the fluoride residual tests and that the testing equipment used to run these analyses is functioning properly. The average fluoride residual is within the suggested range of 0.6 to 0.8 mg/L.

A review of Department records shows a good history of bacteriological sampling for the last 3-year period. At least 10 samples were required from the distribution system each month. Records show that these samples have been collected. The required numbers of quarterly raw water samples have also been submitted. All samples were submitted to certified labs for bacteriological analysis. Routine samples are also collected at 10 different locations throughout the system and on 3 or 4 different days throughout each month. Total coliform positive samples were reported in January 2018 and October 2019. In each case follow-up samples were all reported to be free of coliform bacteria.

The monitoring requirements for 2020 for Stoughton include inorganic samples from the entry point to each well, radiological samples from the entry point to each well, volatile organic samples from the entry point to each well, and two disinfection byproduct samples in the third quarter. Routine coliform bacteria and fluoride samples are also required. In order to return to compliance with the lead and copper rule, at least 60 lead and copper samples from consumers taps are needed in each six-month monitoring period and the 90th percentile levels must be below the action level of 15 ug/L. The 60 lead and copper samples are optional. Public education materials are required until at least one round of sampling shows the 90th percentile lead levels below the action level.

Lead and Copper Monitoring

In 2019 the Stoughton water system exceeded the lead action level at consumers' taps. Most recently, the Utility started a hydro-excavating project at curb stops to better identify how many lead services exist and to identify if the lead is public-side, private-side, or both. Please review the August 6, 2019 letter and complete all remaining actions. The Corrosion Control Treatment Recommendation packet is required to be completed by March 31.

On October 10, 2019 the US EPA announced its proposal for the Lead and Copper Rule Revisions. The Department is also stepping up state wide efforts to reduce consumer's exposure to any amount of lead coming from their drinking water. One part of the new rule will likely require utilities to have a more detailed inventory of their water system, including materials on the customer side of the curb box, and possibly including what materials are used inside each service. These requirements are also in our current codes (Wis. Adm. Code §§ NR 809.119 and 809.547(1)(b)) but will likely be strictly enforced in the future. You should continue to collect materials information where possible during normal operations, including checking service line materials when reading meters or performing maintenance activities including meter replacements, complaints, cross connection inspections, and all construction activities. The Department is asking all water systems to review their lead and copper sites to ensure that all sites are appropriate locations (kitchen or bathroom sinks) and that sites meet the required Tier criteria. We have reviewed your water system's lead and copper monitoring history and sampling locations. It appears that the changes that were recently made with the sampling locations, site IDs, and the tiers which the sites belong to were appropriate. There are 85 active Tier 1 sites in the monitoring site plan and all sites are kitchen or bathroom sinks. We request that the spreadsheet that was recently sent to the Utility be completed and returned so that all information for the existing sites can be entered into our data system.

Partial lead service line replacements should be avoided since this will result in an increase of lead levels to the consumer. The entire lead service line should be replaced, from the main to the meter. You are encouraged to conduct an aggressive public education campaign to inform customers of the danger of removing partial lead services. The AWWA has some very good material available if you need it. Home owners with lead service lines should be strongly encouraged to replace their portion of the line at the same time that the Utility portion is being replaced. If lead is detected at levels greater than 15 ug/L in a home, we are asking that the homeowners be notified within 24 hours, even if the current code requirement is 30 days.

You are encouraged to have processes in place for flushing your system any time the water remains stagnant for an extended period and prior to anyone using the water, but do not perform either fixture or facility-wide flushing prior to the lead and copper sampling event. Flushing of the lines six hours before sample collection is not allowed by the Lead and Copper Rule. Home owners should be advised to remove and clean the aerators on a regular basis, but not prior to collecting the lead and copper samples. Samples should be collected under typical conditions, after the water sits for at least six hours. To learn more about the proposed revisions, go to:

<https://www.epa.gov/ground-water-and-drinking-water/proposed-revisions-lead-and-copper-rule> .

Required Reports, Records, and Utility Programs

Our records show that the Utility has distributed the required Consumer Confidence Reports (CCRs). All reports were complete and it appears that the reports were properly distributed. The completed certification forms were also sent to this office. The CCRs must continue to be distributed before July 1 of every year. Please continue to send me copies of the final reports and the completed certification forms. A copy of the 2018 CCR and the certification form were received on May 13, 2019. It appears that the reports and delivery methods meet all requirements.

Hydrant flushing and valve exercising programs are also required and the Utility has done an excellent job with these programs. All of the system hydrants are flushed at least once each year. Some hydrants are flushed monthly. Typically, all the valves are exercised at least once every five years. The City is divided into 5 areas and all the valves in that area are exercised in a year. More valves are exercised during construction and water main repairs. The Utility has a valve turning machine to help with the valve exercising program. Excellent records are also kept of all hydrant and valve maintenance.

The monthly pumpage reports must be completely filled out and submitted to the Department on or before the tenth day of the following month. Our records show that all reports were submitted on time in the last three years. Reports are also filled out properly, with the exception of the water level measurements at well 5.

Utility personnel make routine cross connection inspections at all residential services. In the last year, nearly 500 inspections were made at residential services. This exceeds the goal of inspecting 10% of all residential services. The Utility also hired HydroCorp for inspections at commercial and industrial services. In addition to routine inspections and record maintenance, the water system is required to submit an annual summary report to the Department. These reports are required to be submitted before March 1 of each year. The 2018 summary report was received on February 14, 2019. The report shows that inspections were made at 53 commercial, 5 industrial, and 16 public authority services. This is short of the goal of inspecting 50% of commercial, industrial, and public authority services each year. The frequency of inspecting these types of services needs to be increased.

The City has the required private well abandonment ordinance (§74-141 through §74-147) and it appears that the ordinance is enforced. The Utility has identified about 35 wells that exist and letters were sent out to well owners explaining the requirements in the City's ordinance. The City's ordinance requires the proper abandonment of all unused, unsafe, or improperly constructed private wells located on premises served by the City water supply. If wells meet all the requirements in the ordinance, well operational permits may be issued. There are several current well operational permits on file. As new wells are discovered or properties are annexed, the well owners must be made aware of the requirements in the private well abandonment ordinance.

Our records show that all water storage facilities are inspected at least once every five years, as required. Both elevated tanks were inspected in 2018 and the ground reservoir next to well 5 was inspected in 2016. Detailed inspections are required at each storage facility at least once every five years and inspection reports must also continue to be completed by the inspector and submitted to the Department after each inspection. In addition to the 5-year interior inspections, the screens on the vents and overflow pipes, as well as the integrity of the gaskets on the hatches, must continue to be checked at least once per year and documented.

On October 23, 2018, America's Water Infrastructure Act (AWIA) was signed into law. Under the new law, municipal water systems serving more than 3,300 people will be required to develop or update risk and resilience assessments and emergency response plans (ERPs). The law includes components that the risk assessments and ERPs must address and establishes deadlines by which water systems are required to certify to EPA completion of the risk assessment and ERP. EPA's Water Security Division is currently working to develop the tools, resources, and procedures that water systems need to comply with AWIA. Water systems with populations between 3,300 and 50,000 will be required to conduct a risk and resilience assessment and submit certification of its completion to the EPA by June 30, 2021. Your utility will also be required to update an emergency response plan and certify

completion to the EPA by December 30, 2021. The risk and resilience assessments will be required to be reviewed every 5 years and recertified to EPA. Then, within six months, your utility will be required to recertify that you have reviewed and revised the emergency response plan. The Utility has an emergency operations plan that includes updated emergency contacts and written procedures for emergency operations. The contact information in the plan is updated every six months. For more information on the AWIA requirements go to: <https://www.epa.gov/waterresilience/americas-water-infrastructure-act-2018-risk-assessments-and-emergency-response-plans> . For information on the Emergency Response Plan templates, go to: https://www.epa.gov/sites/production/files/2019-07/documents/190712-awia_erp_template_instructions_kab_508c_v6.pdf . Use Internet Explorer to open the document, then save the Emergency Response Plan template as a Word file. If it is saved or opened as a pdf, the link will not work.

Certified Operator

Chapter NR 114, Wisconsin Administrative Code, specifies the requirements for certified waterworks operators. To be fully certified for the Stoughton water system, the City must employ at least one person that is a grade 1 operator in Distribution (D), and Groundwater (G). An operator in training is given a grade T status until proper experience is obtained and reported. The water system must also designate the operator in charge. To maintain their certification, all operators must attend continuing education classes and submit evidence of attendance when renewing their certificates.

Our records show that Kent Thompson is the operator in charge. Kent has Grade 1 certification in D and G. Kent's certification is good until May 1, 2021 when he will need to renew with the proper number of continuing education credits. Brian Erickson, Scott Gunsolus, Kevin Hudson, and Martin Seffens also have Grade 1 certification in D and G. Brian Hoops has Grade T certification in D and G.

Water System Security

We recommend that you conduct a daily security check of your entire drinking water system to ensure that doors are locked and that windows are secured.

System Summary Information

A water system summary is attached. Please review it for accuracy. If there are changes that need to be made, contact Dave Barkhahn at (608) 275-3300.

Capacity Development Evaluation

This sanitary survey serves as an evaluation of the capabilities of your water system. This system has been determined to have adequate technical, managerial, and financial capacity to provide safe drinking water. The ability to plan for, achieve, and maintain compliance with applicable drinking water standards has been demonstrated.

The next sanitary survey of your system is scheduled to take place in 2023. Typically, you or your staff will be contacted prior to the survey to schedule a date that is convenient.

Required Action

Please respond by March 6, 2020 with notification that you agree to correct the deficiencies identified in this letter by the due dates, or with alternative dates for correcting these deficiencies. Please also consider correcting the non-conforming features and recommendations discussed in this letter.

Thank you for your assistance during the sanitary survey. If you have any questions, you can reach me by phone at (608) 275-3300, by fax at (608) 275-3338, by e-mail at dave.barkhahn@wisconsin.gov, or by postal mail at the address on this letterhead.

Sincerely,

A handwritten signature in cursive script that reads "David Barkhahn".

David Barkhahn
Public Water Supply Engineer

Encl.

cc: Bureau of Drinking Water/Groundwater - DG/5
Kent Thompson, Water System Supervisor (email only)

Water System Summary Information

System ID: 11300784
 System Name: STOUGHTON WATERWORKS
 County: Dane
 Type: Municipal Community
 Basin: Rock River (lower)
 Population: 12698
 Service Connections: 0
 Owner: HOLLY LICHT
 381 E MAIN ST
 STOUGHTON, WI 53589-1724
 (608) 873-6692 Fax: (608) 873-5519 hlicht@ci.stoughton.wi.us
 Date Security VA Complete: 06/22/2004
 Date ERP Complete:
 Date ERP Last Exercised/Updated:
 Emergency Phone: (608) 877-7423
 Emergency Fax:
 Emergency E-mail: jweiss@stoughtonutilities.com

Certified Operators

Name	Lic. #	Expires	Phone/E-mail	Certification
BRIAN ERICKSON	28016	05/01/2020	(608) 877-7421 berickson@stoughtonutilities.com	D-1, G-1
SCOTT GUNSOLUS	32159	11/01/2020	(608) 225-5802 swgunsolus@stoughtonutilities.com	D-1, G-1
BRIAN HOOPS	38005	11/01/2021	(608) 877-7412 bhoops@stoutil.com	D-T, G-T
KEVIN HUDSON	35242	11/01/2021	(608) 873-3379 ktdandc@gmail.com	D-1, G-1
MARTIN SEFFENS	34328	05/01/2020	(608) 877-7430 martyww1234@yahoo.com	D-1, G-1
KENT THOMPSON	36493	05/01/2021	(608) 877-7430 KThompson@stoughtonutilities.com	D-1, G-1; plus OIC

Affiliations

Name	Affiliation	Start Date	End Date	Primary?	Phone
JILL WEISS	SAMPLER	03/12/2019		Y	608-877-7423
HOLLY LICHT	PLAN CON	10/03/2018		Y	608-873-6692
HOLLY LICHT	OWNER	10/03/2018		Y	608-873-6692
STOUGHTON CITY OF - ATTN: MAYOR & UTIL DIR	LEGAL_OWN	03/07/2016		Y	608-877-7423
JILL WEISS	EMERGENCY	03/12/2019		Y	608-877-7423
DAVE BARKHAHN	DNR REP	07/05/2011		Y	608-275-3300

Entry Points and Sources of Water (Basic Data)

Source ID	Name	WUWN	Status	Type	Source	Depth	Cased	Grouted
3		BF550	Perm Abandoned	ENTRY PT/SOURCE	Ground Water Source	950	210.5	88
4	Well #4	BF551	Active	ENTRY PT/SOURCE	Ground Water Source	969	119	50
5	Well #5	HR527	Active	ENTRY PT/SOURCE	Ground Water Source	1113	432	432
6	Well #6	BF566	Active	ENTRY PT/SOURCE	Ground Water Source	1137	427	427

Source ID	Name	WUWN	Status	Type	Source	Depth	Cased	Grouted
7	Well #7	KW617	Active	ENTRY PT/SOURCE	Ground Water Source	1040	478	400
99	OLD WELL #5	BF552	Reconstructed Well	ENTRY PT/SOURCE	Ground Water Source	1113		

Entry Points and Sources of Water (Misc. Data)

Source ID	Pump Cap.	Pump Type	Lube	Aux. Power?
3	600	Vertical Turbine	Water	Unknown
4	1150	Vertical Turbine	Water	No
5	1010	Vertical Turbine	Water	Yes
6	1025	Vertical Turbine	Water	No
7	1100	Vertical Turbine	Water	Yes
99	1000	Vertical Turbine	Water	Yes

Storage

ID/Location	Type	Vol. (gal)	Firm Pumping Capacity (gpm)	Height to Overflow (ft.)	Overflow Elev. (sea-level, ft.)	Aux. Power?	Mfg.	Model
Tower 3 (East) - Racetrack Road	ELEVATED TANK	600000		104.5	1080.5	Unknown	CBI Inc.	Spheroid
Tower 2 (North) - Furseth Road	ELEVATED TANK	300000		103.5	1081.1	Unknown	Ironworks Inc.	Spheroid
Well 5	GROUND STORAGE	400000	1000			Yes		Concrete ground reservoir

Booster Stations

ID/Location	Type	Firm Pumping Capacity (gpm)	Aux. Power?
-------------	------	-----------------------------	-------------

None

System Interconnects

ID/Location	Type	Capacity (gpm)	Metered?	Chemical Injection Capable?
-------------	------	----------------	----------	-----------------------------

None

Treatment Summary Data

Source ID	Type	Description	Begin	End	Objective(s)	Pump Model	Cap.	Stroke %	Speed %	Sol. Tank Cap.
3	380	Fluoridation	01/01/1960	03/12/2007	Other					
3	421	Hypochlorination, Post	01/01/1960	03/12/2007	Disinfection					
4	380	Fluoridation	01/01/1960		Other	Pulsatron LPD4SA-PTT1-XXX	22	50	38	100

Source ID	Type	Description	Begin	End	Objective(s)	Pump Model	Cap.	Stroke %	Speed %	Sol. Tank Cap.
4	421	Hypochlorination, Post	01/01/1960		Disinfection	Pulsatron LPG4SA-VVC9-U03	42	44	30	100
5	380	Fluoridation	01/01/1960		Other	Pulsatron LPB4SA-VTTA-U03	24	38	30	100
5	421	Hypochlorination, Post	01/01/1960		Disinfection	Pulsatron LPG4SA-VVC9-U03	42	50	38	100
6	380	Fluoridation	01/01/1960		Other	Pulsatron LPD4SA-VTTA-U03	24	40	40	100
6	421	Hypochlorination, Post	01/01/1960		Disinfection	PulsatronLPG4SA-VVC9-U03	42	40	40	100
7	380	Fluoridation	01/01/1960		Other	Pulsatron LPB4SA-KTC1-500	24	44	30	100
7	421	Hypochlorination, Post	01/01/1960		Disinfection	Pulsatron LPG4SA-VVC9-U03	42	80	58	100
99	380	Fluoridation	01/01/1960	03/30/1988	Other					

System Evaluation Summary

Inspector/Reviewer	Date	Report Date	Type	Agency	Response Due	Response Recd
BARKHAHN, DAVE	01/14/2020	01/21/2020	SURVEY	DNR	03/06/2020	
BARKHAHN, DAVE	01/17/2017	01/20/2017	SURVEY	DNR	03/06/2017	
BARKHAHN, DAVE	02/04/2014	02/11/2014	SURVEY	DNR	03/28/2014	02/13/2014
STUNKARD, TOM	02/10/2011	03/07/2011	SURVEY	DNR	04/25/2011	03/23/2011
STUNKARD, TOM	03/05/2008	03/17/2008	SURVEY	DNR	05/17/2008	03/24/2008
STUNKARD, TOM	02/22/2007	03/05/2007	ANNUAL	DNR		
STUNKARD, TOM	02/27/2006	03/02/2006	ANNUAL	DNR		
STUNKARD, TOM	02/24/2005	02/28/2005	ANNUAL	DNR		
STUNKARD, TOM	02/25/2004	03/08/2004	ANNUAL	DNR		
STUNKARD, TOM	02/18/2003	03/25/2003	SURVEY	DNR		

Bacteriological Sampling History

Year	Distribution Safe	Distribution Unsafe	Confirmed Unsafe	Missed Samples	Raw Safe	Raw Unsafe	Fecal Positive?
2020	7			0			N
2019	119	1		0	16		N
2018	121	1		0	20	1	N
2017	120			0	16		N
2016	124			0	16	1	N
2015	120			0	16		N

Chemical Sampling History

Year	Sample Group	Source ID	Samples Taken	Missed Samples	MCL Violations
2019	PBCU RULE	5	2	0	0
2019	NITRATE	6	1	0	0
2019	PBCU RULE		20	0	0
2019	NITRATE	4	1	0	0
2019	DBP		2	0	0
2019	FLUORIDE		12	0	0

Year	Sample Group	Source ID	Samples Taken	Missed Samples	MCL Violations
2019	NITRATE	7	1	0	0
2019	PBCU RULE	7	2	0	0
2019	PBCU RULE	4	2	0	0
2019	PBCU RULE	6	2	0	0
2019	NITRATE	5	1	0	0
2019	PBCU		30	0	0
2018	NITRATE	6	1	0	0
2018	NITRATE	4	3	0	0
2018	DBP		2	0	0
2018	FLUORIDE		12	0	0
2018	NITRATE	7	1	0	0
2018	NITRATE	5	1	0	0
2018	PBCU		30	0	0
2017	SOC	6	1	0	0
2017	IOC	5	1	0	0
2017	VOC	4	1	0	0
2017	VOC	6	1	0	0
2017	SOC	7	1	0	0
2017	IOC	6	1	0	0
2017	IOC	4	1	0	0
2017	NITRATE	4	3	0	0
2017	RAD	5	1	0	0
2017	IOC	7	1	0	0
2017	DBP		2	0	0
2017	FLUORIDE		12	0	0
2017	SOC	5	1	0	0
2017	VOC	5	1	0	0
2017	RAD	7	1	0	0
2017	PBCU		30	0	0
2017	SOC	4	1	0	0
2016	NITRATE	6	1	0	0
2016	NITRATE	4	4	0	0
2016	DBP		2	0	0
2016	FLUORIDE		12	0	0
2016	NITRATE	7	1	0	0
2016	NITRATE	5	1	0	0
2016	PBCU		30	0	0
2015	NITRATE	6	1	0	0
2015	NITRATE	4	4	0	0
2015	FLUORIDE	7	1	0	0
2015	DBP		2	0	0
2015	FLUORIDE		12	0	0
2015	NITRATE	7	1	0	0
2015	NITRATE	5	1	0	0
2015	PBCU		120	0	0
2014	IOC	5	1	0	0
2014	VOC	4	1	0	0
2014	VOC	6	1	0	0
2014	PBCU RULE	5	1	2	0
2014	PBCU	4	1	0	0
2014	PBCU	7	1	0	0

Year	Sample Group	Source ID	Samples Taken	Missed Samples	MCL Violations
2014	IOC	6	1	0	0
2014	RAD	4	1	0	0
2014	PBCU RULE		20	0	0
2014	IOC	4	1	0	0
2014	RAD	5	1	0	0
2014	IOC	7	1	0	0
2014	DBP		2	0	0
2014	FLUORIDE		12	0	0
2014	VOC	5	1	0	0
2014	PBCU RULE	7	1	2	0
2014	RAD	7	1	0	0
2014	PBCU RULE	4	1	2	0
2014	PBCU RULE	6	1	2	0
2014	RAD	6	1	0	0
2014	VOC	7	1	0	0
2014	PBCU		30	0	0
2014	PBCU	6	1	0	0
2014	PBCU	5	1	0	0

Sample Group	Last Sampled
BACTI	2020
FLUORIDE	2019
IOC	2017
RAD	2017
HAA5	2009
PBCU RULE	2019
PBCU	2019
NITRATE	2019
VOC	2017
SOC	2017
TTHM	2009
DBP	2019

MCL Violations

Source ID	Contaminant	Concentration	MCL	Units	Viol. Start	Viol. End	Continuing Operation?
-----------	-------------	---------------	-----	-------	-------------	-----------	-----------------------

None

Definitions

MCL = Maximum Contaminant Limit (as set by the Environmental Protection Agency (EPA))

BACTI = Bacteriological Sample

IOC = Sample for Inorganic Compounds

NITRATE = Nitrate Sample

PBCU = Lead and Copper Sample

RAD = Sample for Radioactivity

SOC = Sample for Synthetic Organic Compounds

VOC = Sample for Volatile Organic Compounds

FLUORIDE = Fluoride from Fluoridation

TTHM = Total Trihalomethane Sample



Stoughton Utilities

600 South Fourth Street

P.O. Box 383

Stoughton, WI 53589-0383

Serving Electric, Water & Wastewater Since 1886

March 6, 2020

Mr. Dave Barkhahn
Wisconsin Department of Natural Resources
3911 Fish Hatchery Rd
Fitchburg WI 53711-5397

Dear Mr. Barkhahn,

Stoughton Utilities (SU) would like to take the opportunity to thank you for visiting us on January 14, 2020 to conduct the Wisconsin Department of Natural Resource's (WDNR) Sanitary Survey (Survey). The completed report provided us with a detailed evaluation of Stoughton's water sources, facilities, equipment, operation, maintenance, and management, assisting us in our efforts to continue to providing safe drinking water to our community.

We would also like to provide a response to the Survey results, provided to us in your January 21, 2020 letter, and to formally state our agreement with the Survey. Further, we would like to reaffirm our commitment to providing safe drinking water to our community, and provide a detailed listing of our actions to address the Survey results.

The following is a summary of the Survey observations, with our responses to each item:

Significant Deficiencies:

WDNR Finding: No significant deficiencies

SU Response: Stoughton Utilities has long strived to provide safe and reliable service to our community. We are pleased that our continued efforts have resulted in a system that has been found to have no significant deficiencies.

Deficiencies:

WDNR Finding: No Cross Connection Control Ordinance adopted in the City.

SU Response: Stoughton Utilities created our Cross-Connection Control Program in 2012, and on February 14, 2012 the Stoughton Common Council passed a resolution to formally adopt the program (R-21-2012). However, no ordinance was created at that time.

Following the Survey, Stoughton Utilities expeditiously worked to create a Cross Connection Control Ordinance. This ordinance was presented to the Stoughton

Utilities Committee on February 17, 2020, where the committee voted to approve the ordinance and recommend approval to the Stoughton Common Council.

The ordinance was submitted to the Stoughton Common Council on February 25, 2020 for a first reading (O-3-2020). The ordinance is presently scheduled for a second reading and Council adoption on Tuesday, March 10, 2020. A copy of the adopted ordinance will be provided to the WDNR following Council adoption and the Mayor's signature.

We anticipate the WDNR submittal date to be on or before March 13, 2020.

WDNR Finding: Means for measuring well water level is not adequate at Well #5.

SU Response: The airline deficiency was corrected on January 23, 2020. Airline static and dynamic levels are measured at Well No. 5 weekly, and are included on the monthly report submitted to the WDNR. Compliance is notated on the WDNR website.

Recommendations:

WDNR Finding: All water services are not made of approved material.

SU Response: Stoughton Utilities has been making efforts to identify and remove lead service lines (LSLs), and has been doing so prior to our 2014 and 2019 lead sampling exceedances. The utility's diligent efforts to identify existing LSLs can be noted in our Public Service Commission of Wisconsin's (PSCW) Annual Report filings; these filings also document our continued efforts to remove these LSLs, with several dozen lines being replaced annually during infrastructure improvement projects.

We are currently working with the Stoughton Utilities Committee to develop an ordinance that mandates the replacement of all public and private LSLs, within a program framework of at most 15 years, with expedited replacement possible if sufficient funding sources are available for private property owners. Full service replacement will be required when either the public or private side of the service line is replaced.

Currently, the most significant hinderance to adoption of such an ordinance is the absence of available funding sources to assist private property owners with replacement of their privately-owned LSL, particularly low income and elderly property owners. Historically, Stoughton Utilities has not qualified for available DNR funding grants or loan forgiveness programs. Without funding assistance, it is politically difficult to mandate an unassisted requirement to replace private LSLs.

As we work to develop an ordinance to require the replacement of LSLs, our current approach is to develop a framework that relies on the use of grant monies as the first potential funding source, when available. When grant monies are not available, special assessment provisions would be utilized to assist private property

owners with their LSL expenses. This is to ensure that replacement occurs regardless of grant opportunities.

Stoughton Utilities is currently evaluating the feasibility of a full LSL replacement program, to both begin and be completed in 2021. This approach is contingent on SU being awarded grant monies that will cover 100% of the costs of all private LSL replacements. The utility is engaging its financial consultants to review our fiscal status, as well as Safe Drinking Water Loan Program opportunities to determine if the utility can fund the public LSL replacement program in such a condensed manner. Further, the utility has engaged contractors to determine if such an expedited replacement program is feasible from a construction perspective.

If an expedited one year plan is determined to not be feasible, or if sufficient funding assistance is not made available by the WDNR, Stoughton Utilities will develop a 15-year LSL replacement program. This program will also result in 100% removal of all known LSLs, public and private.

In addition to LSL replacement, Stoughton Utilities had made the commitment to ensure that 100% of our water meter bodies are lead-free, and is accomplishing this by proactively reducing our meter testing program cycle from the PSCW mandated 20-year test intervals to 10-year intervals. Each year, Stoughton Utilities is removing approximately 450 water meter bodies that each contain up to 8% lead.

WDNR Finding: Survey highly recommends replacement plan for full service line, including customer portion of the line.

SU Response: Any Stoughton Utilities LSL replacement program will require full service line replacement, enforced by an ordinance anticipated to be adopted by the Stoughton Utilities Committee and Stoughton Common Council in Q2 2020.

WDNR Finding: Survey states that the Utility should make efforts to accurately report the amount of lead services.

SU Response: Stoughton Utilities has long maintained a steadfast devotion to accurate recordkeeping. Beginning in 1996, we began digitizing all available paper records and developing a robust continuing property records (CPR) database. The 1997 PSCW Annual Report stated that we were aware of public lead service lines. Since then, we have continued to not only remove those LSLs, but to also locate previously unknown LSLs, and provide an accurate accounting to the PSCW.

As part of our cross-connection prevention program and meter replacement program, Stoughton Utilities has been collecting information and recording the private service line material at each property we visit. This survey information is fed into our GIS system which we use to maintain our CPRs. We have also digitized all available lateral installation records, and added this information into our GIS, with these records being reconciled against our CPRs.

Following our 2019 lead sampling exceedance, we have further expanded our efforts to determine both public and private service line material type. We have provided educational materials to property owners to assist them with determining their service line material, and encouraged them to share their findings with us. In addition, we began a hydro-excavation inspection program in 2019 where we exposed numerous curb stop valves to accurately determine both public and private service line material type.

WDNR Finding: Adequate security and safety measures are not in place to prevent unauthorized access of the area near the storage facilities and to deter vandals. Ice was noted to be falling from the east water tower on the day of the survey. Fencing was recommended to improve security and safety at each tank site.

SU Response: We will review the feasibility of fencing the storage tower facilities, with our analysis to include a cost-benefit analysis, location and zoning review, neighborhood impact analysis, and other aspects.

Although our facilities are not fenced, all facilities are locked and equipped with tamper and/or intrusion alarms. Most distribution facilities are protected with electronic access control devices, with door sensors and tamper detection, which communicate with a master controller and provide near-realtime access and intrusion notifications. Stoughton Utilities continues to evaluate physical security improvement options, and is in the process of attempting to acquire fiber optic communications to all facilities, which will allow for further intrusion protection opportunities, as well as camera surveillance, as not only a visible deterrent, but also a system providing additional intrusion and safety alerts.

WDNR Finding: All water mains are not at least 6 inches in diameter.

SU Response: Stoughton Utilities maintains a 20-year capital improvement plans, which allows us to maintain a strategic plan to continue to address and plan for the removal of the remaining four-inch water main in our distribution system. We also engage our engineering consultants every five years to complete a comprehensive water distribution system study to plan for system improvements, with a priority of replacing four-inch water main and replacement of the connected lead service lines.

Our utility standard for all new construction is 8" or larger, as appropriate. This has been, and will continue to be an on-going effort.

Nonconforming Features:

WDNR Finding: The overflow of the ground level storage facility is not brought down to within 12 to 24 inches of the ground surface over a splash pad.

SU Response: We are currently evaluating how to best correct this nonconforming feature. We believe that we can address this by extending the overflow pipe down to within 24 inches of the ground surface splash pad. We anticipate completing this work in 2020.

WDNR Finding: Secondary containment of all chemicals is not provided.

SU Response: We are evaluating how to best correct this nonconforming feature. We will continue to evaluate options and determine our best course of action. An update will be provided to the WDNR upon correction.

WDNR Finding: A separate chemical room is not provided for all chemicals.

SU Response: We are evaluating how to correct this nonconforming feature. The wellhouse in question is Well No. 4, which was constructed in 1963 prior to the requirement for an enclosed chemical room with separate entrance. We will continue to evaluate options and determine our best course of action, however meeting the current code requirement may only be possible with significant reconstruction or the construction of a new well wellhouse, which is not currently planned for within our strategic plans or our financial 20-year capital improvement plan.

Water Quality Monitoring and Reporting:

WDNR Finding: Excellent record of compliance with monitoring and reporting. Lead concerns remain as a result in action levels being reached in 2014 and 2019.

SU Response: Our certified operators take great pride in their work, and we are delighted for our documented compliance and monitoring efforts to be considered excellent by the WDNR.

Lead continues to be a concern not only for the WDNR, but for Stoughton Utilities management, and the community as a whole. We will continue to assess and evaluate how to best pursue a full LSL replacement program, which was previously detailed under the 'Recommendation' heading within this document. The greatest hinderance to date has been the determination that the community of Stoughton is not eligible for WDNR grant funding or loan forgiveness programs.

WDNR Finding: Very good history with Utilities' fluoridation program over the last 12-month period.

SU Response: Stoughton Utilities plans to continue our fluoridation program as we have over last 12-months. Again, our certified operators take great pride in their work, and are diligent about maintaining proper sampling techniques and recordkeeping.

WDNR Finding: Good history with Utilities' bacteriological sampling over the last 3-year period.

SU Response: Stoughton Utilities plans to continue bacteriological sampling as directed, and to maintain our stringent processes and procedures.

Lead and Copper Monitoring:

WDNR Finding: 2020 Sampling will include additional lead and copper samples as a result of action level exceedance in 2019.

SU Response: We intend to complete all required sampling, as detailed in the Survey and other WDNR requirements, including the optional 60 lead and copper samples.

Stoughton Utilities will continue to engage the public as we continue our educational efforts surrounding lead service lines. We do not intend to discontinue these efforts, even if compliance is achieved through the additional sampling. We strongly believe that public education is a critical component to ensuring public health, as well as to ensure achievement of our goal of the removal of 100% of known lead services lines by 2035, or earlier.

WDNR Finding: Comply with lead exceedance requirements, EPA and DNR regulatory changes, continued verification of service materials, review of sample sites, partial lead service replacement discouraged, conduct aggressive public education campaign, importance of flushing system if water remain stagnant, and lead and copper sampling requirements.

SU Response: Stoughton Utilities appreciates the reminder to ensure public safety and fulfill all the requirements set forth following the lead sampling exceedance. We are working to comply with all requirements. Further, we have been collecting information from our 85 sampling sites and will be submitting this information to the WDR in short order, so that we may be able to begin our additional lead and copper sampling.

Required Reports, Records, and Utility Programs:

WDNR Finding: Consumer Confidence Report (CCR), hydrant flushing and valve exercising programs, monthly pumpage reports, cross connection program, private well program, water storage facility inspections, risk and resilience assessments and emergency response plans.

SU Response: Consumer Confidence Report: We will continue to meet the regulatory requirements for our CCR. We are working to expand the report to provide

additional optional educational information for our customers in a format that encourages community engagement.

Hydrant Flushing and Valve Exercising Programs: Stoughton Utilities desires to maintain the 'excellent' rating given in the Survey. Our program will be maintained at present level.

Monthly Pumpage Reports: We will continue to provide these reports on time, including water levels recorded at Well No. 5.

Cross-Connection Control Program: Our residential cross-connection control program (CCCP) has been in place since 2012, and we have recently increase the number of inspections conducted annually as we have accelerated our lead-free meter body replacement efforts. We will continue to work with our commercial CCCP inspection contractor to ensure that they are performing at or above the 50% inspection goal in the future.

Private Well Program. Our private well inspection and permitting ordinance is being enforced, and more employee time will be allocated in 2020 and 2021 to ensure compliance and to provide additional educational information to private well owners.

Water Storage Facility Inspections. We will continue inspections at required and complete annual inspections of screens and gaskets as specified in the Survey.

Risk and Resilience Assessments and Emergency Response Plans: We continue to work to update and develop these assessments and plans. We anticipate completion of these assessments and plans prior to the deadlines of July 30, 2021 and December 30, 2021, respectively.

Certified Operator:

WDNR Finding: SU has identified an operator in charge, with five additional certified water operators employed by the utility

SU Response: We will continue to ensure continuing educations opportunities are provided to our operators so that they maintain their licensure, as well as receive important education and knowledge.

Water System Security:

WDNR Finding: Survey recommends daily security checks of the entire drinking water system to ensure that doors are locked and that windows are secure.

SU Response: Stoughton Utilities conducts a daily inspection of all drinking water system facilities, Monday through Friday. We are presently not staffed to perform daily security checks on weekends and holidays.

All facilities are locked and equipped with tamper and/or intrusion alarms. Most distribution facilities are protected with electronic access control devices, with door

sensors and tamper detection, which communicate with a master controller and provide near-realtime access and intrusion notifications. Stoughton Utilities continues to evaluate physical security improvement options, and is in the process of attempting to acquire fiber optic communications to all facilities, which will allow for further intrusion protection opportunities, as well as camera surveillance, as not only a visible deterrent, but also a system providing additional intrusion and safety alerts.

System Summary Information:

WDNR Finding: A water system summary is attached for review.

SU Response: We have reviewed the information provided. No updates are required.

Capacity Development Evaluation:

WDNR Finding: SU's system determined to have adequate technical, managerial and financial capacity to provide safe drinking water. The ability to plan for, achieve and maintain compliance with applicable drinking water standards was demonstrated.

SU Response: We concur with these findings.

Once again, Stoughton Utilities would like to express our thanks for your thorough review of our system's water sources, facilities, equipment, operations, maintenance, and management. We take great pride in providing safe drinking water to our community, and I hope that our commitment was evident while you completed the Survey.

We will be providing the Cross-Connection Control ordinance following the city council's adoption and Mayor's signature, and we will provide updates on the other items as appropriate.

Please let me know if you have any questions or concerns regarding any of the information presented. If you have any further questions or concerns, I can be reached at (608) 877-7423 or at JWeiss@stoughtonutilities.com.

Sincerely,
STOUGHTON UTILITIES

Jill M. Weiss, P.E.
Stoughton Utilities Director



Stoughton Utilities

600 South Fourth Street
P.O. Box 383
Stoughton, WI 53589-0383

Serving Electric, Water & Wastewater Since 1886

Date: April 9, 2020

To: Stoughton Utilities Committee

From: Jill M. Weiss, P.E.
Stoughton Utilities Director

Subject: Bid Award of 2020 Street and Utility Construction Contract 1-2020 to Parisi Construction Co., Inc.

Bids for the 2020 Street and Utility Construction project were opened on April 2, 2020. Five bids were received with the resulting bid tabulation attached.

Parisi Construction Co., Inc. of Verona, Wisconsin, was the apparent low bidder for the base bid (only) with a bid of \$1,499,298.50. The Base Bid includes all work on Prospect Street, McKinley Street, Grant Street, and Sherman Street. The bid was deemed to be responsive.

We are requesting that the Stoughton Utilities Committee approve the award of 2020 Street and Utility Construction Contract 1-2020 to Parisi Construction Co., Inc., and recommend approval of the bid award to the Stoughton Common Council.



Strand Associates, Inc.®
910 West Wingra Drive
Madison, WI 53715
(P) 608.251.4843

April 6, 2020

Mr. Rodney Scheel, Director of Planning and Development
City of Stoughton
207 South Forrest Street
Stoughton, WI 53589

Re: 2020 Street and Utility Construction
Contract No. 1-2020
City of Stoughton

Dear Rodney,

Bids for the 2020 Street and Utility Construction project were opened on April 2, 2020. Five bids were received with the resulting bid tabulation enclosed.

Parisi Construction Co., Inc. of Verona, Wisconsin, was the apparent low bidder for the base bid (only) with a bid of \$1,499,298.50. The bid included a bid bond for 10 percent and Addendum No. 1 was acknowledged. The bid is deemed to be responsive.

Fischer Excavating, Inc. of Freeport, Illinois, was the apparent low bidder for the base bid plus alternative bid combination with a total bid of \$1,965,356.98. The total bid amount is comprised of \$1,749,082.86 for the Base Bid and \$216,274.12 for Alternative Bid No. 1. The bid included a bid bond for 10 percent and Addendum No. 1 was acknowledged. The bid is deemed to be responsive.

The Base Bid includes all work on Prospect Street, McKinley Street, Grant Street, and Sherman Street. Alternative Bid No.1 is entirely related to sanitary sewer, and includes sanitary sewer in the easement area between Prospect Street/McKinley Street and Taft Street as well as sanitary sewer in Bjoin Park. If a contract is to be awarded, it can be made based on the base bid or base bid plus alternative bid only. Separate contracts can't be awarded for the base bid and alternative bid.

Strand Associates, Inc.® has previously worked with Parisi Construction Co., Inc. on projects for the City of Stoughton, City of Lancaster, and Village of Waunakee. For those projects, the owner(s) determined Parisi Construction Co., Inc., Inc. to be responsible. If you determine that Parisi Construction Co., Inc. is a responsible bidder after your evaluation of their qualifications, we recommend proceeding with award of the Contract in accordance with Article 19 of the Instructions to Bidders.

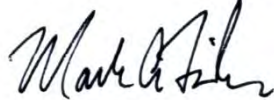
Strand Associates, Inc.® has previously worked with Fischer Excavating, Inc. on projects for the City of Whitewater, Wisconsin, and the Cities of Galena and Sterling, Illinois. For those projects, the owner(s) determined Fischer Excavating, Inc. to be responsible. If you determine that Fischer Excavating, Inc. is a responsible bidder after your evaluation of their qualifications, we recommend proceeding with award of the Contract in accordance with Article 19 of the Instructions to Bidders.

Mr. Rodney Scheel, Director of Planning and Development
City of Stoughton
Page 2
April 6, 2020

Please contact me with any questions regarding this project.

Sincerely,

STRAND ASSOCIATES, INC.®

A handwritten signature in black ink, appearing to read "Mark A. Fisher". The signature is fluid and cursive, with the first name "Mark" being the most prominent.

Mark A. Fisher, P.E.

Enclosure

c: Jill Weiss, P.E., Utilities Director
Brett Hebert, Director of Public Works

Bids Received: 01:00 PM
April 2, 2020

STRAND ASSOCIATES, INC.®
910 West Wingra Drive
Madison, Wisconsin 53715

2020 STREET AND UTILITY CONSTRUCTION
CONTRACT 1-2020
CITY OF STOUGHTON, WISCONSIN

BID TABULATION SUMMARY

Bidder and Address	Bid Bond or Guarantee	Addenda Acknowledged	Computed Total Base Bid	Computed Total Alt. Bid No. 1
Parisi Construction Co., Inc. 508 South Nine Mound Road Verona, WI 53593	10%	Yes	\$1,499,298.50	\$737,530.00 *731,530.00
E&N Hughes Co., Inc. N2629 Coplien Road Monroe, WI 53566	10%	Yes	\$1,660,517.00 *1,638,767.00	\$390,412.50
McGuire, Inc. W7022 Highway 11 Monroe, WI 53566	10%	Yes	\$1,674,147.50	\$364,300.00
Fischer Excavating, Inc. 1567 Heine Road Freeport, IL 61032	10%	Yes	\$1,749,082.86	\$216,274.12
Speedway Sand & Gravel, Inc. 8500 Greenway Blvd, Ste 202 Middleton, WI 53562	10%	Yes	\$1,809,749.60	\$387,811.00

*CONTRACTOR's Computed Total

Reviewed by: 

Bids Received: 1 PM, April 2, 2020

STRAND ASSOCIATES, INC.®
910 West Wingra Drive
Madison, WI 53715

2020 STREET AND UTILITY CONSTRUCTION

CONTRACT 1-2020

CITY OF STOUGHTON, WISCONSIN

BID TABULATION BREAKDOWN

No.	Description	Paris Construction Co., Inc.		E&N Hughes Co., Inc.		McGuire, Inc.		Fischer Excavating, Inc.		Speedway Sand & Gravel			
		Quantity	Unit Price	Total Price	Unit Price	Total Price	Unit Price	Total Price	Unit Price	Total Price	Unit Price	Total Price	
Sanitary Sewer													
1.	8-IN PVC Sanitary Sewer (SDR 35)	1,750	LF	\$ 75.00	\$ 131,250.00	\$ 102.75	\$ 179,812.50	\$ 118.00	\$ 206,500.00	\$ 106.72	\$ 186,760.00	\$ 128.50	\$ 224,875.00
2.	4-FT DIA Sanitary Sewer MH	12	EA	\$ 4,400.00	\$ 52,800.00	\$ 3,938.00	\$ 47,256.00	\$ 4,400.00	\$ 52,800.00	\$ 4,000.16	\$ 48,001.92	\$ 3,675.00	\$ 44,100.00
3.	MH SAN-1 (Base) (McKinley Street)	1	LS	\$ 8,800.00	\$ 8,800.00	\$ 4,460.00	\$ 4,460.00	\$ 13,000.00	\$ 13,000.00	\$ 7,918.86	\$ 7,918.86	\$ 3,675.00	\$ 3,675.00
4.	8-IN by 6-IN Sanitary Sewer Wye (SDR 35)	15	EA	\$ 1,800.00	\$ 27,000.00	\$ 169.00	\$ 2,535.00	\$ 304.00	\$ 4,560.00	\$ 205.97	\$ 3,089.55	\$ 2,728.00	\$ 40,920.00
5.	8-IN by 4-IN Sanitary Sewer Wye (SDR 35)	10	EA	\$ 1,800.00	\$ 18,000.00	\$ 89.00	\$ 890.00	\$ 269.00	\$ 2,690.00	\$ 155.77	\$ 1,557.70	\$ 2,719.00	\$ 27,190.00
6.	6-IN Sanitary Sewer Lateral (SDR 35)	600	LF	\$ 11.50	\$ 6,900.00	\$ 118.00	\$ 70,800.00	\$ 84.00	\$ 50,400.00	\$ 68.06	\$ 40,836.00	\$ 57.00	\$ 34,200.00
7.	4-IN Sanitary Sewer Lateral (SDR 35)	400	LF	\$ 12.50	\$ 5,000.00	\$ 72.50	\$ 29,000.00	\$ 82.00	\$ 32,800.00	\$ 60.20	\$ 24,080.00	\$ 55.30	\$ 22,120.00
							\$ 7,250.00						
8.	Abandon Existing Sanitary Sewer	1	LS	\$ 6,100.00	\$ 6,100.00	\$ 5,335.00	\$ 5,335.00	\$ 6,000.00	\$ 6,000.00	\$ 5,535.60	\$ 5,535.60	\$ 4,700.00	\$ 4,700.00
9.	Hauled-in Granular Backfill	2,000	T	\$ 1.00	\$ 2,000.00	\$ 11.15	\$ 22,300.00	\$ 1.00	\$ 2,000.00	\$ 19.57	\$ 39,140.00	\$ 7.00	\$ 14,000.00

No.	Description	Quantity	Unit	Unit Price	Total Price	E&N Hughes Co., Inc. N2629 Coplein Road Monroe, WI 53566	McGuire, Inc. W7022 Highway 11 Monroe, WI 53566	Fischer Excavating, Inc. 1567 Heine Road Freeport, IL 61032	Speedway Sand & Gravel 8500 Greenway Blvd, Ste 202 Middleton, WI 53562
Water Main									
10.	8-IN DIA DI Water Main	1,800	LF	\$ 85.00	\$ 153,000.00				
11.	6-IN DIA DI Water Main/Hydrant Lead	100	LF	\$ 74.00	\$ 7,400.00				
12.	4-IN DIA DI Water Main	50	LF	\$ 140.00	\$ 7,000.00				
13.	Fire Hydrant w/ Auxiliary Valve and Road Box	4	EA	\$ 7,400.00	\$ 29,600.00				
14.	8-IN Valve and Road Box	6	EA	\$ 3,100.00	\$ 18,600.00				
15.	Connect New Water Main to Existing Water Main	5	EA	\$ 2,600.00	\$ 13,000.00				
16.	1-IN Corporation Stop, Curb Stop, and Box	28	EA	\$ 2,400.00	\$ 67,200.00				
17.	Connect Existing Water Service to New Water Main	1	EA	\$ 3,400.00	\$ 3,400.00				
18.	1-IN Water Service	1,000	LF	\$ 14.50	\$ 14,500.00				
19.	Hauled-in Granular Backfill	1,000	T	\$ 1.00	\$ 1,000.00				
20.	Utility Insulation	100	SF	\$ 6.30	\$ 630.00				
21.	Abandon Existing Water Main and Appurtenances	1	LS	\$ 9,900.00	\$ 9,900.00				
Storm Sewer									
22.	18-IN RCP Storm Sewer	250	EA	\$ 70.00	\$ 17,500.00				
23.	15-IN RCP Storm Sewer	560	LF	\$ 60.00	\$ 34,800.00				

No.	Description	Quantity	Unit	Paris Construction Co., Inc. 508 South Nine Mound Road Verona, WI 53593		E&N Hughes Co., Inc. N2629 Coplien Road Monroe, WI 53566		McGuire, Inc. W7022 Highway 11 Monroe, WI 53566		Fischer Excavating, Inc. 1567 Heine Road Freeport, IL 61032		Speedway Sand & Gravel 8500 Greenway Blvd, Ste 202 Middleton, WI 53562	
				Unit Price	Total Price	Unit Price	Total Price	Unit Price	Total Price	Unit Price	Total Price	Unit Price	Total Price
24.	12-IN RCP Storm Sewer	200	LF	\$ 63.00	\$ 12,600.00	\$ 73.40	\$ 14,680.00	\$ 75.00	\$ 15,000.00	\$ 73.36	\$ 14,672.00	\$ 70.46	\$ 14,092.00
25.	4-FT DIA Storm Sewer MH	7	EA	\$ 2,400.00	\$ 16,800.00	\$ 3,485.00	\$ 24,395.00	\$ 2,600.00	\$ 18,200.00	\$ 2,183.58	\$ 15,285.06	\$ 2,623.00	\$ 18,361.00
26.	2-FT by 3-FT Storm Sewer Inlet	14	EA	\$ 2,500.00	\$ 35,000.00	\$ 2,324.00	\$ 32,536.00	\$ 1,950.00	\$ 27,300.00	\$ 2,581.99	\$ 36,147.86	\$ 2,490.00	\$ 34,860.00
27.	Abandon/Remove Existing Storm Sewer	1	LS	\$ 2,500.00	\$ 2,500.00	\$ 9,482.00	\$ 9,482.00	\$ 3,500.00	\$ 3,500.00	\$ 2,448.75	\$ 2,448.75	\$ 2,700.00	\$ 2,700.00
Street Construction													
28.	Common Excavation	1	LS	\$ 185,000.00	\$ 185,000.00	\$ 132,580.00	\$ 132,580.00	\$ 240,000.00	\$ 240,000.00	\$ 248,802.54	\$ 248,802.54	\$ 136,000.00	\$ 136,000.00
29.	Concrete Pavement Removal (Prospect Street)	3,000	SY	\$ 6.60	\$ 19,800.00	\$ 2.30	\$ 6,900.00	\$ 2.00	\$ 6,000.00	\$ 14.39	\$ 43,170.00	\$ 2.00	\$ 6,000.00
30.	Concrete Curb and Gutter Removal	4,700	LF	\$ 3.60	\$ 16,920.00	\$ 3.75	\$ 17,625.00	\$ 3.25	\$ 15,275.00	\$ 3.51	\$ 16,497.00	\$ 3.00	\$ 14,100.00
31.	Concrete Sidewalk and Driveway Apron Removal	1,700	SY	\$ 16.50	\$ 28,050.00	\$ 5.90	\$ 10,030.00	\$ 5.10	\$ 8,670.00	\$ 12.15	\$ 20,655.00	\$ 9.00	\$ 15,300.00
32.	Excavation Below Subgrade (EBS)	1,000	CY	\$ 17.50	\$ 17,500.00	\$ 19.25	\$ 19,250.00	\$ 16.75	\$ 16,750.00	\$ 17.88	\$ 17,880.00	\$ 24.00	\$ 24,000.00
33.	EBS Backfill	2,000	T	\$ 9.00	\$ 18,000.00	\$ 17.80	\$ 35,600.00	\$ 15.50	\$ 31,000.00	\$ 16.94	\$ 33,880.00	\$ 10.70	\$ 21,400.00
34.	Geotextile-Roadway Subgrade Stabilization	2,000	SY	\$ 2.30	\$ 4,600.00	\$ 2.60	\$ 5,200.00	\$ 2.25	\$ 4,500.00	\$ 2.32	\$ 4,640.00	\$ 2.30	\$ 4,600.00
35.	Crushed Aggregate Base Course	7,500	T	\$ 14.75	\$ 110,625.00	\$ 19.75	\$ 148,125.00	\$ 15.50	\$ 116,250.00	\$ 17.67	\$ 132,525.00	\$ 14.70	\$ 110,250.00
36.	30-IN Concrete Curb and Gutter	4,700	LF	\$ 16.75	\$ 78,725.00	\$ 18.70	\$ 87,890.00	\$ 16.25	\$ 76,375.00	\$ 14.40	\$ 67,880.00	\$ 21.25	\$ 99,875.00
37.	Concrete Valley Gutter	415	SF	\$ 14.50	\$ 6,017.50	\$ 9.20	\$ 3,818.00	\$ 10.00	\$ 4,150.00	\$ 11.20	\$ 4,648.00	\$ 10.00	\$ 4,150.00

No.	Description	Quantity		Unit Price		Total Price		E&N Hughes Co., Inc.		McGuire, Inc.		Fischer Excavating, Inc.		Speedway Sand & Gravel	
		Quantity	Unit	Unit Price	Total Price	Unit Price	Total Price	Unit Price	Total Price	Unit Price	Total Price	Unit Price	Total Price	Unit Price	Total Price
38.	6-IN Concrete Sidewalk	1,650	SF	\$ 8.80	\$ 14,520.00	\$ 7.00	\$ 11,550.00	\$ 6.10	\$ 10,065.00	\$ 6.40	\$ 10,660.00	\$ 6.10	\$ 10,065.00		
39.	4-IN Concrete Sidewalk	8,500	SF	\$ 6.10	\$ 51,850.00	\$ 6.15	\$ 52,275.00	\$ 5.35	\$ 45,475.00	\$ 5.54	\$ 47,090.00	\$ 5.30	\$ 45,050.00		
40.	6-IN Concrete Driveway Apron	5,600	SF	\$ 6.10	\$ 34,160.00	\$ 6.85	\$ 38,360.00	\$ 5.95	\$ 33,320.00	\$ 6.19	\$ 34,664.00	\$ 6.10	\$ 34,160.00		
41.	Concrete Steps	14	SF	\$ 79.00	\$ 1,106.00	\$ 46.00	\$ 644.00	\$ 40.00	\$ 560.00	\$ 82.50	\$ 1,155.00	\$ 50.00	\$ 700.00		
42.	Cast Iron Truncated Dome Detectable Warning	180	SF	\$ 45.50	\$ 8,190.00	\$ 34.50	\$ 6,210.00	\$ 30.00	\$ 5,400.00	\$ 30.00	\$ 5,400.00	\$ 30.00	\$ 5,400.00		
43.	Asphaltic Concrete Driveway Apron	200	SF	\$ 6.30	\$ 1,260.00	\$ 6.90	\$ 1,380.00	\$ 6.00	\$ 1,200.00	\$ 6.00	\$ 1,200.00	\$ 6.00	\$ 1,200.00		
44.	Asphaltic Concrete Pavement-Lower Course	1,200	T	\$ 72.00	\$ 86,400.00	\$ 78.50	\$ 94,200.00	\$ 68.25	\$ 81,900.00	\$ 68.25	\$ 81,900.00	\$ 68.25	\$ 81,900.00		
45.	Asphaltic Concrete Pavement-Upper Course	950	T	\$ 72.00	\$ 68,400.00	\$ 78.50	\$ 74,575.00	\$ 68.25	\$ 64,837.50	\$ 68.25	\$ 64,837.50	\$ 68.25	\$ 64,837.50		
Miscellaneous															
46.	Traffic Control	1	LS	\$ 3,500.00	\$ 3,500.00	\$ 9,685.00	\$ 9,685.00	\$ 8,500.00	\$ 8,500.00	\$ 6,000.00	\$ 6,000.00	\$ 6,000.00	\$ 6,000.00	\$ 53,000.00	\$ 53,000.00
47.	Temporary Pedestrian Surface (420 Grant Street)	100	LF	\$ 49.75	\$ 4,975.00	\$ 48.00	\$ 4,800.00	\$ 15.00	\$ 1,500.00	\$ 4.66	\$ 466.00	\$ 39.00	\$ 3,900.00		
48.	Erosion Control	1	LS	\$ 12,900.00	\$ 12,900.00	\$ 7,057.00	\$ 7,057.00	\$ 15,000.00	\$ 15,000.00	\$ 14,358.70	\$ 14,358.70	\$ 19,400.00	\$ 19,400.00		
49.	Temporary Erosion Control Mat (WisDOT Class 1, Type A)	200	SY	\$ 3.10	\$ 620.00	\$ 4.00	\$ 800.00	\$ 3.50	\$ 700.00	\$ 3.50	\$ 700.00	\$ 2.50	\$ 500.00		
50.	Turf Restoration (Topsoil, Seed, and Mulch)	1	LS	\$ 20,000.00	\$ 20,000.00	\$ 52,900.00	\$ 52,900.00	\$ 46,000.00	\$ 46,000.00	\$ 46,000.00	\$ 46,000.00	\$ 73,950.00	\$ 73,950.00		
51.	Stump Removal (6-IN and Larger)	15	EA	\$ 260.00	\$ 3,900.00	\$ 295.00	\$ 4,425.00	\$ 250.00	\$ 3,750.00	\$ 250.00	\$ 3,750.00	\$ 250.00	\$ 3,750.00		

No.	Description	Quantity	Unit	Unit Price	Total Price	E&N Hughes Co., Inc. N2629 Coplion Road Monroe, WI 53566	McGuire, Inc. W7022 Highway 11 Monroe, WI 53566	Fischer Excavating, Inc. 1567 Heine Road Freepport, IL 61032	Speedway Sand & Gravel 8500 Greenway Blvd, Ste 202 Middleton, WI 53562
	ENGINEER'S COMPUTED TOTAL ITEMS NO. 1 THROUGH 51				\$ 1,499,298.50	\$ 1,660,517.00	\$ 1,674,147.50	\$ 1,749,082.86	\$ 1,809,749.60
	CONTRACTOR'S COMPUTED TOTAL ITEMS NO. 1 THROUGH 51				\$ 1,499,298.50	\$ 1,638,767.00	\$ 1,674,147.50	\$ 1,749,082.86	\$ 1,809,749.60

* CONTRACTOR'S COMPUTED TOTAL

Reviewed by



Bids Received: 1 PM, April 2, 2020

STRAND ASSOCIATES, INC.®
910 West Wingra Drive
Madison, WI 53715

2020 STREET AND UTILITY CONSTRUCTION
CONTRACT 1-2020
CITY OF STOUGHTON, WISCONSIN
ALTERNATIVE BID NO. 1

No.	Description	Quantity	Unit	Paris Construction Co., Inc. 506 South Nine Mound Road Verona, WI 53593		E&N Hughes Co., Inc. N2629 Coplein Road Monroe, WI 53566		McGuire, Inc. W7022 Highway 11 Monroe, WI 53566		Fischer Excavating, Inc. 1567 Heine Road Freeport, IL 61032		Speedway Sand & Gravel 8500 Greenway Blvd. Ste 202 Middleton, WI 53562	
				Unit Price	Total Price	Unit Price	Total Price	Unit Price	Total Price	Unit Price	Total Price	Unit Price	Total Price
Park and Easement Sanitary Sewer													
1.	8-IN PVC Sanitary Sewer (SDR 35)	340	LF	\$ 175.00	\$ 59,500.00	\$ 92.00	\$ 31,280.00	\$ 115.00	\$ 39,100.00	\$ 51.60	\$ 17,544.00	\$ 103.50	\$ 35,190.00
2.	8-IN PVC Sanitary Sewer (SDR 26)	80	LF	\$ 175.00	\$ 14,000.00	\$ 433.25	\$ 34,660.00	\$ 172.00	\$ 13,760.00	\$ 71.88	\$ 5,750.40	\$ 114.80	\$ 9,184.00
3.	10-IN PVC Sanitary Sewer (SDR 35)	10	LF	\$ 175.00	\$ 1,750.00	\$ 158.00	\$ 1,580.00	\$ 166.00	\$ 1,660.00	\$ 95.62	\$ 956.20	\$ 108.80	\$ 1,088.00
4.	Install 80 LF of Minimum 24-IN Steel Casing for Sanitary Sewer (INCL 8-IN SDR 26 PVC Sanitary Sewer) (No Open Cut)	1	LS	\$ 150,000.00	\$ 150,000.00	\$ 78,524.00	\$ 78,524.00	\$ 36,000.00	\$ 36,000.00	\$ 41,640.40	\$ 41,640.40	\$ 89,880.00	\$ 89,880.00
5.	Install 156 LF of Minimum 24-IN Steel Casing for Sanitary Sewer (INCL 8-IN SDR 26 PVC Sanitary Sewer) (No Open Cut)	1	LS	\$ 400,000.00	\$ 400,000.00	\$ 142,470.00	\$ 142,470.00	\$ 183,000.00	\$ 183,000.00	\$ 70,653.49	\$ 70,653.49	\$ 163,200.00	\$ 163,200.00
6.	4-FT DIA Sanitary Sewer MH	4	EA	\$ 7,500.00	\$ 30,000.00	\$ 8,090.00	\$ 32,360.00	\$ 6,000.00	\$ 24,000.00	\$ 7,208.26	\$ 28,833.04	\$ 4,872.00	\$ 19,488.00
7.	Internal Chimney Seal for New MH (Park)	1	EA	\$ 350.00	\$ 350.00	\$ 433.00	\$ 433.00	\$ 550.00	\$ 550.00	\$ 438.30	\$ 438.30	\$ 475.00	\$ 475.00
8.	Connect 6-IN Sanitary Sewer Lateral to MH W/ Field-Cored Hole, Rubber Boot, and Inside Drop Pipe	2	EA	\$ 7,500.00	\$ 15,000.00	\$ 1,240.00	\$ 2,480.00	\$ 2,200.00	\$ 4,400.00	\$ 1,527.36	\$ 3,054.72	\$ 2,915.00	\$ 5,830.00
9.	6-IN Sanitary Sewer Lateral (SDR 35)	50	LF	\$ 20.00	\$ 1,000.00	\$ 116.80	\$ 5,830.00	\$ 105.00	\$ 5,250.00	\$ 73.90	\$ 3,695.00	\$ 56.00	\$ 2,800.00
10.	Sanitary Sewer Lateral Cleanout	2	EA	\$ 1,500.00	\$ 3,000.00	\$ 630.00	\$ 1,260.00	\$ 500.00	\$ 1,000.00	\$ 489.82	\$ 979.64	\$ 503.00	\$ 1,006.00

No.	Description	Paris Construction Co., Inc.		E&N Hughes Co., Inc.		McGuire, Inc.		Fischer Excavating, Inc.		Speedway Sand & Gravel			
		Quantity	Unit Price	Total Price	Unit Price	Total Price	Unit Price	Total Price	Unit Price	Total Price	Unit Price	Total Price	
11.	Utility Insulation	520	SF	\$ 7.00	\$ 3,640.00	\$ 2.50	\$ 1,300.00	\$ 2.00	\$ 1,040.00	\$ 2.41	\$ 1,259.20	\$ 3.45	\$ 1,794.00
12.	Abandon Existing Sanitary Sewer	1	LS	\$ 5,000.00	\$ 5,000.00	\$ 3,959.00	\$ 3,959.00	\$ 8,700.00	\$ 8,700.00	\$ 3,164.38	\$ 3,164.38	\$ 5,075.00	\$ 5,075.00
13.	Hauled-In Granular Backfill	150	T	\$ 10.00	\$ 1,500.00	\$ 11.15	\$ 1,672.50	\$ 1.00	\$ 150.00	\$ 7.98	\$ 1,197.00	\$ 7.00	\$ 1,050.00
14.	4-IN Concrete Sidewalk	60	SF	\$ 20.00	\$ 1,200.00	\$ 9.20	\$ 552.00	\$ 8.00	\$ 480.00	\$ 12.09	\$ 725.40	\$ 6.00	\$ 360.00
15.	30-IN Concrete Curb and Gutter Removal and Replacement (Taft Street)	60	LF	\$ 50.00	\$ 3,000.00	\$ 47.10	\$ 2,826.00	\$ 45.00	\$ 2,700.00	\$ 43.54	\$ 2,612.40	\$ 30.00	\$ 1,800.00
16.	Crushed Aggregate Base Course	130	T	\$ 18.00	\$ 2,340.00	\$ 21.00	\$ 2,730.00	\$ 17.00	\$ 2,210.00	\$ 17.84	\$ 2,319.20	\$ 14.70	\$ 1,911.00
17.	Asphaltic Concrete Pavement--Lower Course	30	T	\$ 85.00	\$ 2,550.00	\$ 92.00	\$ 2,760.00	\$ 80.00	\$ 2,400.00	\$ 80.00	\$ 2,400.00	\$ 80.00	\$ 2,400.00
18.	Asphaltic Concrete Pavement--Upper Course	20	T	\$ 85.00	\$ 1,700.00	\$ 92.00	\$ 1,840.00	\$ 80.00	\$ 1,600.00	\$ 80.00	\$ 1,600.00	\$ 80.00	\$ 1,600.00
19.	Turf Restoration--Park Area	1	LS	\$ 15,000.00	\$ 15,000.00	\$ 17,595.00	\$ 17,595.00	\$ 15,300.00	\$ 15,300.00	\$ 15,300.00	\$ 15,300.00	\$ 12,180.00	\$ 12,180.00
20.	Turf Restoration--Easement Area	1	LS	\$ 12,000.00	\$ 12,000.00	\$ 1,725.00	\$ 1,725.00	\$ 1,500.00	\$ 1,500.00	\$ 1,500.00	\$ 1,500.00	\$ 17,400.00	\$ 17,400.00
21.	Erosion Control	1	LS	\$ 1,500.00	\$ 1,500.00	\$ 6,644.00	\$ 6,644.00	\$ 3,500.00	\$ 3,500.00	\$ 1,672.35	\$ 1,672.35	\$ 4,500.00	\$ 4,500.00
22.	Traffic Control	1	LS	\$ 1,500.00	\$ 1,500.00	\$ 3,132.00	\$ 3,132.00	\$ 3,500.00	\$ 3,500.00	\$ 1,485.00	\$ 1,485.00	\$ 600.00	\$ 600.00
23.	Stump Removal (6-IN and Larger)	20	EA	\$ 300.00	\$ 6,000.00	\$ 295.00	\$ 5,900.00	\$ 250.00	\$ 5,000.00	\$ 250.00	\$ 5,000.00	\$ 250.00	\$ 5,000.00

No.	Description	Quantity	Paris Construction Co., Inc.		E&N Hughes Co., Inc.		McGuire, Inc.		Fischer Excavating, Inc.		Speedway Sand & Gravel		
			Unit Price	Total Price	Unit Price	Total Price	Unit Price	Total Price	Unit Price	Total Price	Unit Price	Total Price	
24.	Structure Condition Survey	1	LS	\$ 6,000.00	\$ 6,000.00	\$ 6,900.00	\$ 6,900.00	\$ 7,500.00	\$ 7,500.00	\$ 2,500.00	\$ 2,500.00	\$ 4,000.00	\$ 4,000.00
ENGINEER'S COMPUTED TOTAL ITEMS NO. 1 THROUGH 24					\$ 737,530.00		\$ 390,412.50		\$ 364,300.00		\$ 216,274.12		\$ 387,811.00
CONTRACTOR'S COMPUTED TOTAL ITEMS NO. 1 THROUGH 24					\$ 731,530.00		\$ 390,412.50		\$ 364,300.00		\$ 216,274.12		\$ 387,811.00

* CONTRACTOR'S COMPUTED TOTAL

Reviewed by





Stoughton Utilities

600 South Fourth Street
P.O. Box 383
Stoughton, WI 53589-0383

Serving Electric, Water & Wastewater Since 1886

Date: April 9, 2020

To: Stoughton Utilities Committee

From: Jill M. Weiss, P.E.
Stoughton Utilities Director

Subject: Recommendation to Rebid 1-2020 Alternate Bid No. 1 for Sanitary Sewer Work as a Separate Contract

Bids for the 2020 Street and Utility Construction project were opened on April 2, 2020. An Alternative Bid was included in the advertisement for bids. Five bids were received with the resulting bid tabulation attached.

Alternative Bid No.1 is entirely related to sanitary sewer, and includes sanitary sewer in the easement area between Prospect Street/McKinley Street and Taft Street as well as sanitary sewer in Bjoin Park.

The low bidder for the base bid, Parisi Construction Co., Inc. of Verona, Wisconsin, included a bid of \$737,530 for Alternate Bid No. 1. The lowest bid for Alternate Bid No. 1 was Fischer Excavating, Inc. at \$216,274.12.

If a contract is to be awarded, it can be made based on the base bid or base bid plus alternative bid only. Separate contracts can't be awarded for the base bid and alternative bid using the previously advertised bid documents. It is not in the City of Stoughton's best financial interest to award the full project (base and alternative) to any of the responding bidders.

We are requesting that the Stoughton Utilities Committee approve rebidding the Alternate Bid No. 1 of the 2020 Street and Utility Construction Contract 1-2020 as a separate project contract, and recommend approval of the rebidding of the alternate project to the Stoughton Common Council.



April 6, 2020

Mr. Rodney Scheel, Director of Planning and Development
City of Stoughton
207 South Forrest Street
Stoughton, WI 53589

Re: 2020 Street and Utility Construction
Contract No. 1-2020
City of Stoughton

Dear Rodney,

Bids for the 2020 Street and Utility Construction project were opened on April 2, 2020. Five bids were received with the resulting bid tabulation enclosed.

Parisi Construction Co., Inc. of Verona, Wisconsin, was the apparent low bidder for the base bid (only) with a bid of \$1,499,298.50. The bid included a bid bond for 10 percent and Addendum No. 1 was acknowledged. The bid is deemed to be responsive.

Fischer Excavating, Inc. of Freeport, Illinois, was the apparent low bidder for the base bid plus alternative bid combination with a total bid of \$1,965,356.98. The total bid amount is comprised of \$1,749,082.86 for the Base Bid and \$216,274.12 for Alternative Bid No. 1. The bid included a bid bond for 10 percent and Addendum No. 1 was acknowledged. The bid is deemed to be responsive.

The Base Bid includes all work on Prospect Street, McKinley Street, Grant Street, and Sherman Street. Alternative Bid No.1 is entirely related to sanitary sewer, and includes sanitary sewer in the easement area between Prospect Street/McKinley Street and Taft Street as well as sanitary sewer in Bjoin Park. If a contract is to be awarded, it can be made based on the base bid or base bid plus alternative bid only. Separate contracts can't be awarded for the base bid and alternative bid.

Strand Associates, Inc.® has previously worked with Parisi Construction Co., Inc. on projects for the City of Stoughton, City of Lancaster, and Village of Waunakee. For those projects, the owner(s) determined Parisi Construction Co., Inc., Inc. to be responsible. If you determine that Parisi Construction Co., Inc. is a responsible bidder after your evaluation of their qualifications, we recommend proceeding with award of the Contract in accordance with Article 19 of the Instructions to Bidders.

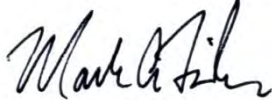
Strand Associates, Inc.® has previously worked with Fischer Excavating, Inc. on projects for the City of Whitewater, Wisconsin, and the Cities of Galena and Sterling, Illinois. For those projects, the owner(s) determined Fischer Excavating, Inc. to be responsible. If you determine that Fischer Excavating, Inc. is a responsible bidder after your evaluation of their qualifications, we recommend proceeding with award of the Contract in accordance with Article 19 of the Instructions to Bidders.

Mr. Rodney Scheel, Director of Planning and Development
City of Stoughton
Page 2
April 6, 2020

Please contact me with any questions regarding this project.

Sincerely,

STRAND ASSOCIATES, INC.®

A handwritten signature in black ink, appearing to read "Mark A. Fisher". The signature is fluid and cursive, with the first name "Mark" being the most prominent.

Mark A. Fisher, P.E.

Enclosure

c: Jill Weiss, P.E., Utilities Director
Brett Hebert, Director of Public Works

Bids Received: 01:00 PM
April 2, 2020

STRAND ASSOCIATES, INC.®
910 West Wingra Drive
Madison, Wisconsin 53715

2020 STREET AND UTILITY CONSTRUCTION
CONTRACT 1-2020
CITY OF STOUGHTON, WISCONSIN

BID TABULATION SUMMARY

Bidder and Address	Bid Bond or Guarantee	Addenda Acknowledged	Computed Total Base Bid	Computed Total Alt. Bid No. 1
Parisi Construction Co., Inc. 508 South Nine Mound Road Verona, WI 53593	10%	Yes	\$1,499,298.50	\$737,530.00 *731,530.00
E&N Hughes Co., Inc. N2629 Coplien Road Monroe, WI 53566	10%	Yes	\$1,660,517.00 *1,638,767.00	\$390,412.50
McGuire, Inc. W7022 Highway 11 Monroe, WI 53566	10%	Yes	\$1,674,147.50	\$364,300.00
Fischer Excavating, Inc. 1567 Heine Road Freeport, IL 61032	10%	Yes	\$1,749,082.86	\$216,274.12
Speedway Sand & Gravel, Inc. 8500 Greenway Blvd, Ste 202 Middleton, WI 53562	10%	Yes	\$1,809,749.60	\$387,811.00

*CONTRACTOR's Computed Total

Reviewed by: 

Bids Received: 1 PM, April 2, 2020

STRAND ASSOCIATES, INC.®
910 West Wingra Drive
Madison, WI 53715

2020 STREET AND UTILITY CONSTRUCTION

CONTRACT 1-2020

CITY OF STOUGHTON, WISCONSIN

BID TABULATION BREAKDOWN

No.	Description	Paris Construction Co., Inc.		E&N Hughes Co., Inc.		McGuire, Inc.		Fischer Excavating, Inc.		Speedway Sand & Gravel		
		Unit Price	Total Price	Unit Price	Total Price	Unit Price	Total Price	Unit Price	Total Price	Unit Price	Total Price	
Sanitary Sewer												
1.	8-IN PVC Sanitary Sewer (SDR 35)	1,750 LF	\$ 75.00	\$ 131,250.00	\$ 102.75	\$ 179,812.50	\$ 118.00	\$ 206,500.00	\$ 106.72	\$ 186,760.00	\$ 128.50	\$ 224,875.00
2.	4-FT DIA Sanitary Sewer MH	12 EA	\$ 4,400.00	\$ 52,800.00	\$ 3,938.00	\$ 47,256.00	\$ 4,400.00	\$ 52,800.00	\$ 4,000.16	\$ 48,001.92	\$ 3,675.00	\$ 44,100.00
3.	MH SAN-1 (Base) (McKinley Street)	1 LS	\$ 8,800.00	\$ 8,800.00	\$ 4,460.00	\$ 4,460.00	\$ 13,000.00	\$ 13,000.00	\$ 7,918.86	\$ 7,918.86	\$ 3,675.00	\$ 3,675.00
4.	8-IN by 6-IN Sanitary Sewer Wye (SDR 35)	15 EA	\$ 1,800.00	\$ 27,000.00	\$ 169.00	\$ 2,535.00	\$ 304.00	\$ 4,560.00	\$ 205.97	\$ 3,089.55	\$ 2,728.00	\$ 40,920.00
5.	8-IN by 4-IN Sanitary Sewer Wye (SDR 35)	10 EA	\$ 1,800.00	\$ 18,000.00	\$ 89.00	\$ 890.00	\$ 269.00	\$ 2,690.00	\$ 155.77	\$ 1,557.70	\$ 2,719.00	\$ 27,190.00
6.	6-IN Sanitary Sewer Lateral (SDR 35)	600 LF	\$ 11.50	\$ 6,900.00	\$ 118.00	\$ 70,800.00	\$ 84.00	\$ 50,400.00	\$ 68.06	\$ 40,836.00	\$ 57.00	\$ 34,200.00
7.	4-IN Sanitary Sewer Lateral (SDR 35)	400 LF	\$ 12.50	\$ 5,000.00	\$ 72.50	\$ 29,000.00	\$ 82.00	\$ 32,800.00	\$ 60.20	\$ 24,080.00	\$ 55.30	\$ 22,120.00
						\$ 7,250.00						
8.	Abandon Existing Sanitary Sewer	1 LS	\$ 6,100.00	\$ 6,100.00	\$ 5,335.00	\$ 5,335.00	\$ 6,000.00	\$ 6,000.00	\$ 5,535.60	\$ 5,535.60	\$ 4,700.00	\$ 4,700.00
9.	Hauled-in Granular Backfill	2,000 T	\$ 1.00	\$ 2,000.00	\$ 11.15	\$ 22,300.00	\$ 1.00	\$ 2,000.00	\$ 19.57	\$ 39,140.00	\$ 7.00	\$ 14,000.00

No.	Description	Quantity	Unit	Unit Price	Total Price	E&N Hughes Co., Inc. N2629 Coplion Road Monroe, WI 53566	McGuire, Inc. W7022 Highway 11 Monroe, WI 53566	Fischer Excavating, Inc. 1567 Heine Road Freeport, IL 61032	Speedway Sand & Gravel 8500 Greenway Blvd, Ste 202 Middleton, WI 53562
Water Main									
10.	8-IN DIA DI Water Main	1,800	LF	\$ 85.00	\$ 153,000.00				
11.	6-IN DIA DI Water Main/Hydrant Lead	100	LF	\$ 74.00	\$ 7,400.00				
12.	4-IN DIA DI Water Main	50	LF	\$ 140.00	\$ 7,000.00				
13.	Fire Hydrant w/ Auxiliary Valve and Road Box	4	EA	\$ 7,400.00	\$ 29,600.00				
14.	8-IN Valve and Road Box	6	EA	\$ 3,100.00	\$ 18,600.00				
15.	Connect New Water Main to Existing Water Main	5	EA	\$ 2,600.00	\$ 13,000.00				
16.	1-IN Corporation Stop, Curb Stop, and Box	28	EA	\$ 2,400.00	\$ 67,200.00				
17.	Connect Existing Water Service to New Water Main	1	EA	\$ 3,400.00	\$ 3,400.00				
18.	1-IN Water Service	1,000	LF	\$ 14.50	\$ 14,500.00				
19.	Hauled-in Granular Backfill	1,000	T	\$ 1.00	\$ 1,000.00				
20.	Utility Insulation	100	SF	\$ 6.30	\$ 630.00				
21.	Abandon Existing Water Main and Appurtenances	1	LS	\$ 9,900.00	\$ 9,900.00				
Storm Sewer									
22.	18-IN RCP Storm Sewer	250	EA	\$ 70.00	\$ 17,500.00				
23.	15-IN RCP Storm Sewer	560	LF	\$ 60.00	\$ 34,800.00				


No.	Description	Quantity	Unit	Paris Construction Co., Inc. 508 South Nine Mound Road Verona, WI 53593		E&N Hughes Co., Inc. N2629 Coplien Road Monroe, WI 53566		McGuire, Inc. W7022 Highway 11 Monroe, WI 53566		Fischer Excavating, Inc. 1567 Heine Road Freeport, IL 61032		Speedway Sand & Gravel 8500 Greenway Blvd, Ste 202 Middleton, WI 53562	
				Unit Price	Total Price	Unit Price	Total Price	Unit Price	Total Price	Unit Price	Total Price	Unit Price	Total Price
24.	12-IN RCP Storm Sewer	200	LF	\$ 63.00	\$ 12,600.00	\$ 73.40	\$ 14,680.00	\$ 75.00	\$ 15,000.00	\$ 73.36	\$ 14,672.00	\$ 70.46	\$ 14,092.00
25.	4-FT DIA Storm Sewer MH	7	EA	\$ 2,400.00	\$ 16,800.00	\$ 3,485.00	\$ 24,395.00	\$ 2,600.00	\$ 18,200.00	\$ 2,183.58	\$ 15,285.06	\$ 2,623.00	\$ 18,361.00
26.	2-FT by 3-FT Storm Sewer Inlet	14	EA	\$ 2,500.00	\$ 35,000.00	\$ 2,324.00	\$ 32,536.00	\$ 1,950.00	\$ 27,300.00	\$ 2,581.99	\$ 36,147.86	\$ 2,490.00	\$ 34,860.00
27.	Abandon/Remove Existing Storm Sewer	1	LS	\$ 2,500.00	\$ 2,500.00	\$ 9,482.00	\$ 9,482.00	\$ 3,500.00	\$ 3,500.00	\$ 2,448.75	\$ 2,448.75	\$ 2,700.00	\$ 2,700.00
Street Construction													
28.	Common Excavation	1	LS	\$ 185,000.00	\$ 185,000.00	\$ 132,580.00	\$ 132,580.00	\$ 240,000.00	\$ 240,000.00	\$ 248,802.54	\$ 248,802.54	\$ 136,000.00	\$ 136,000.00
29.	Concrete Pavement Removal (Prospect Street)	3,000	SY	\$ 6.60	\$ 19,800.00	\$ 2.30	\$ 6,900.00	\$ 2.00	\$ 6,000.00	\$ 14.39	\$ 43,170.00	\$ 2.00	\$ 6,000.00
30.	Concrete Curb and Gutter Removal	4,700	LF	\$ 3.60	\$ 16,920.00	\$ 3.75	\$ 17,625.00	\$ 3.25	\$ 15,275.00	\$ 3.51	\$ 16,497.00	\$ 3.00	\$ 14,100.00
31.	Concrete Sidewalk and Driveway Apron Removal	1,700	SY	\$ 16.50	\$ 28,050.00	\$ 5.90	\$ 10,030.00	\$ 5.10	\$ 8,670.00	\$ 12.15	\$ 20,655.00	\$ 9.00	\$ 15,300.00
32.	Excavation Below Subgrade (EBS)	1,000	CY	\$ 17.50	\$ 17,500.00	\$ 19.25	\$ 19,250.00	\$ 16.75	\$ 16,750.00	\$ 17.88	\$ 17,880.00	\$ 24.00	\$ 24,000.00
33.	EBS Backfill	2,000	T	\$ 9.00	\$ 18,000.00	\$ 17.80	\$ 35,600.00	\$ 15.50	\$ 31,000.00	\$ 16.94	\$ 33,880.00	\$ 10.70	\$ 21,400.00
34.	Geotextile-Roadway Subgrade Stabilization	2,000	SY	\$ 2.30	\$ 4,600.00	\$ 2.60	\$ 5,200.00	\$ 2.25	\$ 4,500.00	\$ 2.32	\$ 4,640.00	\$ 2.30	\$ 4,600.00
35.	Crushed Aggregate Base Course	7,500	T	\$ 14.75	\$ 110,625.00	\$ 19.75	\$ 148,125.00	\$ 15.50	\$ 116,250.00	\$ 17.67	\$ 132,525.00	\$ 14.70	\$ 110,250.00
36.	30-IN Concrete Curb and Gutter	4,700	LF	\$ 16.75	\$ 78,725.00	\$ 18.70	\$ 87,890.00	\$ 16.25	\$ 76,375.00	\$ 14.40	\$ 67,880.00	\$ 21.25	\$ 99,875.00
37.	Concrete Valley Gutter	415	SF	\$ 14.50	\$ 6,017.50	\$ 9.20	\$ 3,818.00	\$ 10.00	\$ 4,150.00	\$ 11.20	\$ 4,648.00	\$ 10.00	\$ 4,150.00

No.	Description	Quantity		Unit Price		Total Price		E&N Hughes Co., Inc.		McGuire, Inc.		Fischer Excavating, Inc.		Speedway Sand & Gravel	
		Quantity	Unit	Unit Price	Total Price	Unit Price	Total Price	Unit Price	Total Price	Unit Price	Total Price	Unit Price	Total Price	Unit Price	Total Price
38.	6-IN Concrete Sidewalk	1,650	SF	\$ 8.80	\$ 14,520.00	\$ 7.00	\$ 11,550.00	\$ 6.10	\$ 10,065.00	\$ 6.40	\$ 10,660.00	\$ 6.10	\$ 10,065.00		
39.	4-IN Concrete Sidewalk	8,500	SF	\$ 6.10	\$ 51,850.00	\$ 6.15	\$ 52,275.00	\$ 5.35	\$ 45,475.00	\$ 5.54	\$ 47,090.00	\$ 5.30	\$ 45,050.00		
40.	6-IN Concrete Driveway Apron	5,600	SF	\$ 6.10	\$ 34,160.00	\$ 6.85	\$ 38,360.00	\$ 5.95	\$ 33,320.00	\$ 6.19	\$ 34,664.00	\$ 6.10	\$ 34,160.00		
41.	Concrete Steps	14	SF	\$ 79.00	\$ 1,106.00	\$ 46.00	\$ 644.00	\$ 40.00	\$ 560.00	\$ 82.50	\$ 1,155.00	\$ 50.00	\$ 700.00		
42.	Cast Iron Truncated Dome Detectable Warning	180	SF	\$ 45.50	\$ 8,190.00	\$ 34.50	\$ 6,210.00	\$ 30.00	\$ 5,400.00	\$ 30.00	\$ 5,400.00	\$ 30.00	\$ 5,400.00		
43.	Asphaltic Concrete Driveway Apron	200	SF	\$ 6.30	\$ 1,260.00	\$ 6.90	\$ 1,380.00	\$ 6.00	\$ 1,200.00	\$ 6.00	\$ 1,200.00	\$ 6.00	\$ 1,200.00		
44.	Asphaltic Concrete Pavement-Lower Course	1,200	T	\$ 72.00	\$ 86,400.00	\$ 78.50	\$ 94,200.00	\$ 68.25	\$ 81,900.00	\$ 68.25	\$ 81,900.00	\$ 68.25	\$ 81,900.00		
45.	Asphaltic Concrete Pavement-Upper Course	950	T	\$ 72.00	\$ 68,400.00	\$ 78.50	\$ 74,575.00	\$ 68.25	\$ 64,837.50	\$ 68.25	\$ 64,837.50	\$ 68.25	\$ 64,837.50		
Miscellaneous															
46.	Traffic Control	1	LS	\$ 3,500.00	\$ 3,500.00	\$ 9,685.00	\$ 9,685.00	\$ 8,500.00	\$ 8,500.00	\$ 6,000.00	\$ 6,000.00	\$ 6,000.00	\$ 6,000.00	\$ 53,000.00	\$ 53,000.00
47.	Temporary Pedestrian Surface (420 Grant Street)	100	LF	\$ 49.75	\$ 4,975.00	\$ 48.00	\$ 4,800.00	\$ 15.00	\$ 1,500.00	\$ 4.66	\$ 466.00	\$ 39.00	\$ 3,900.00		
48.	Erosion Control	1	LS	\$ 12,900.00	\$ 12,900.00	\$ 7,057.00	\$ 7,057.00	\$ 15,000.00	\$ 15,000.00	\$ 14,358.70	\$ 14,358.70	\$ 19,400.00	\$ 19,400.00		
49.	Temporary Erosion Control Mat (WisDOT Class 1, Type A)	200	SY	\$ 3.10	\$ 620.00	\$ 4.00	\$ 800.00	\$ 3.50	\$ 700.00	\$ 3.50	\$ 700.00	\$ 2.50	\$ 500.00		
50.	Turf Restoration (Topsoil, Seed, and Mulch)	1	LS	\$ 20,000.00	\$ 20,000.00	\$ 52,900.00	\$ 52,900.00	\$ 46,000.00	\$ 46,000.00	\$ 46,000.00	\$ 46,000.00	\$ 73,950.00	\$ 73,950.00		
51.	Stump Removal (6-IN and Larger)	15	EA	\$ 260.00	\$ 3,900.00	\$ 295.00	\$ 4,425.00	\$ 250.00	\$ 3,750.00	\$ 250.00	\$ 3,750.00	\$ 250.00	\$ 3,750.00		

No.	Description	Quantity	Unit	Unit Price	Total Price	E&N Hughes Co., Inc. N2629 Coplion Road Monroe, WI 53566	McGuire, Inc. W7022 Highway 11 Monroe, WI 53566	Fischer Excavating, Inc. 1567 Heine Road Freepport, IL 61032	Speedway Sand & Gravel 8500 Greenway Blvd, Ste 202 Middleton, WI 53562
	ENGINEER'S COMPUTED TOTAL ITEMS NO. 1 THROUGH 51				\$ 1,499,298.50	\$ 1,660,517.00	\$ 1,674,147.50	\$ 1,749,082.86	\$ 1,809,749.60
	CONTRACTOR'S COMPUTED TOTAL ITEMS NO. 1 THROUGH 51				\$ 1,499,298.50	\$ 1,638,767.00	\$ 1,674,147.50	\$ 1,749,082.86	\$ 1,809,749.60

* CONTRACTOR'S COMPUTED TOTAL

Reviewed by



Bids Received: 1 PM, April 2, 2020

STRAND ASSOCIATES, INC.®
910 West Wingra Drive
Madison, WI 53715

2020 STREET AND UTILITY CONSTRUCTION
CONTRACT 1-2020
CITY OF STOUGHTON, WISCONSIN
ALTERNATIVE BID NO. 1

No.	Description	Quantity	Unit	Paris Construction Co., Inc. 506 South Nine Mound Road Verona, WI 53593		E&N Hughes Co., Inc. N2629 Coplein Road Monroe, WI 53566		McGuire, Inc. W7022 Highway 11 Monroe, WI 53566		Fischer Excavating, Inc. 1567 Heine Road Freeport, IL 61032		Speedway Sand & Gravel 8500 Greenway Blvd. Ste 202 Middleton, WI 53562	
				Unit Price	Total Price	Unit Price	Total Price	Unit Price	Total Price	Unit Price	Total Price	Unit Price	Total Price
Park and Easement Sanitary Sewer													
1.	8-IN PVC Sanitary Sewer (SDR 35)	340	LF	\$ 175.00	\$ 59,500.00	\$ 92.00	\$ 31,280.00	\$ 115.00	\$ 39,100.00	\$ 51.60	\$ 17,544.00	\$ 103.50	\$ 35,190.00
2.	8-IN PVC Sanitary Sewer (SDR 26)	80	LF	\$ 175.00	\$ 14,000.00	\$ 433.25	\$ 34,660.00	\$ 172.00	\$ 13,760.00	\$ 71.88	\$ 5,750.40	\$ 114.80	\$ 9,184.00
3.	10-IN PVC Sanitary Sewer (SDR 35)	10	LF	\$ 175.00	\$ 1,750.00	\$ 158.00	\$ 1,580.00	\$ 166.00	\$ 1,660.00	\$ 95.62	\$ 956.20	\$ 108.80	\$ 1,088.00
4.	Install 80 LF of Minimum 24-IN Steel Casing for Sanitary Sewer (INCL 8-IN SDR 26 PVC Sanitary Sewer) (No Open Cut)	1	LS	\$ 150,000.00	\$ 150,000.00	\$ 78,524.00	\$ 78,524.00	\$ 36,000.00	\$ 36,000.00	\$ 41,640.40	\$ 41,640.40	\$ 89,880.00	\$ 89,880.00
5.	Install 156 LF of Minimum 24-IN Steel Casing for Sanitary Sewer (INCL 8-IN SDR 26 PVC Sanitary Sewer) (No Open Cut)	1	LS	\$ 400,000.00	\$ 400,000.00	\$ 142,470.00	\$ 142,470.00	\$ 183,000.00	\$ 183,000.00	\$ 70,653.49	\$ 70,653.49	\$ 163,200.00	\$ 163,200.00
6.	4-FT DIA Sanitary Sewer MH	4	EA	\$ 7,500.00	\$ 30,000.00	\$ 8,090.00	\$ 32,360.00	\$ 6,000.00	\$ 24,000.00	\$ 7,208.26	\$ 28,833.04	\$ 4,872.00	\$ 19,488.00
7.	Internal Chimney Seal for New MH (Park)	1	EA	\$ 350.00	\$ 350.00	\$ 433.00	\$ 433.00	\$ 550.00	\$ 550.00	\$ 438.30	\$ 438.30	\$ 475.00	\$ 475.00
8.	Connect 6-IN Sanitary Sewer Lateral to MH W/ Field-Cored Hole, Rubber Boot, and Inside Drop Pipe	2	EA	\$ 7,500.00	\$ 15,000.00	\$ 1,240.00	\$ 2,480.00	\$ 2,200.00	\$ 4,400.00	\$ 1,527.36	\$ 3,054.72	\$ 2,915.00	\$ 5,830.00
9.	6-IN Sanitary Sewer Lateral (SDR 35)	50	LF	\$ 20.00	\$ 1,000.00	\$ 116.80	\$ 5,830.00	\$ 105.00	\$ 5,250.00	\$ 73.90	\$ 3,695.00	\$ 56.00	\$ 2,800.00
10.	Sanitary Sewer Lateral Cleanout	2	EA	\$ 1,500.00	\$ 3,000.00	\$ 630.00	\$ 1,260.00	\$ 500.00	\$ 1,000.00	\$ 489.82	\$ 979.64	\$ 503.00	\$ 1,006.00

No.	Description	Paris Construction Co., Inc.		E&N Hughes Co., Inc.		McGuire, Inc.		Fischer Excavating, Inc.		Speedway Sand & Gravel			
		Quantity	Unit Price	Total Price	Unit Price	Total Price	Unit Price	Total Price	Unit Price	Total Price	Unit Price	Total Price	
11.	Utility Insulation	520	SF	\$ 7.00	\$ 3,640.00	\$ 2.50	\$ 1,300.00	\$ 2.00	\$ 1,040.00	\$ 2.41	\$ 1,259.20	\$ 3.45	\$ 1,794.00
12.	Abandon Existing Sanitary Sewer	1	LS	\$ 5,000.00	\$ 5,000.00	\$ 3,959.00	\$ 3,959.00	\$ 8,700.00	\$ 8,700.00	\$ 3,164.38	\$ 3,164.38	\$ 5,075.00	\$ 5,075.00
13.	Hauled-In Granular Backfill	150	T	\$ 10.00	\$ 1,500.00	\$ 11.15	\$ 1,672.50	\$ 1.00	\$ 150.00	\$ 7.98	\$ 1,197.00	\$ 7.00	\$ 1,050.00
14.	4-IN Concrete Sidewalk	60	SF	\$ 20.00	\$ 1,200.00	\$ 9.20	\$ 552.00	\$ 8.00	\$ 480.00	\$ 12.09	\$ 725.40	\$ 6.00	\$ 360.00
15.	30-IN Concrete Curb and Gutter Removal and Replacement (Taft Street)	60	LF	\$ 50.00	\$ 3,000.00	\$ 47.10	\$ 2,826.00	\$ 45.00	\$ 2,700.00	\$ 43.54	\$ 2,612.40	\$ 30.00	\$ 1,800.00
16.	Crushed Aggregate Base Course	130	T	\$ 18.00	\$ 2,340.00	\$ 21.00	\$ 2,730.00	\$ 17.00	\$ 2,210.00	\$ 17.84	\$ 2,319.20	\$ 14.70	\$ 1,911.00
17.	Asphaltic Concrete Pavement--Lower Course	30	T	\$ 85.00	\$ 2,550.00	\$ 92.00	\$ 2,760.00	\$ 80.00	\$ 2,400.00	\$ 80.00	\$ 2,400.00	\$ 80.00	\$ 2,400.00
18.	Asphaltic Concrete Pavement--Upper Course	20	T	\$ 85.00	\$ 1,700.00	\$ 92.00	\$ 1,840.00	\$ 80.00	\$ 1,600.00	\$ 80.00	\$ 1,600.00	\$ 80.00	\$ 1,600.00
19.	Turf Restoration--Park Area	1	LS	\$ 15,000.00	\$ 15,000.00	\$ 17,595.00	\$ 17,595.00	\$ 15,300.00	\$ 15,300.00	\$ 15,300.00	\$ 15,300.00	\$ 12,180.00	\$ 12,180.00
20.	Turf Restoration--Easement Area	1	LS	\$ 12,000.00	\$ 12,000.00	\$ 1,725.00	\$ 1,725.00	\$ 1,500.00	\$ 1,500.00	\$ 1,500.00	\$ 1,500.00	\$ 17,400.00	\$ 17,400.00
21.	Erosion Control	1	LS	\$ 1,500.00	\$ 1,500.00	\$ 6,644.00	\$ 6,644.00	\$ 3,500.00	\$ 3,500.00	\$ 1,672.35	\$ 1,672.35	\$ 4,500.00	\$ 4,500.00
22.	Traffic Control	1	LS	\$ 1,500.00	\$ 1,500.00	\$ 3,132.00	\$ 3,132.00	\$ 3,500.00	\$ 3,500.00	\$ 1,485.00	\$ 1,485.00	\$ 600.00	\$ 600.00
23.	Stump Removal (6-IN and Larger)	20	EA	\$ 300.00	\$ 6,000.00	\$ 295.00	\$ 5,900.00	\$ 250.00	\$ 5,000.00	\$ 250.00	\$ 5,000.00	\$ 250.00	\$ 5,000.00

No.	Description	Quantity	Paris Construction Co., Inc.		E&N Hughes Co., Inc.		McGuire, Inc.		Fischer Excavating, Inc.		Speedway Sand & Gravel		
			Unit Price	Total Price	Unit Price	Total Price	Unit Price	Total Price	Unit Price	Total Price	Unit Price	Total Price	
24.	Structure Condition Survey	1	LS	\$ 6,000.00	\$ 6,000.00	\$ 6,900.00	\$ 6,900.00	\$ 7,500.00	\$ 7,500.00	\$ 2,500.00	\$ 2,500.00	\$ 4,000.00	\$ 4,000.00
ENGINEER'S COMPUTED TOTAL ITEMS NO. 1 THROUGH 24					\$ 737,530.00		\$ 390,412.50		\$ 364,300.00		\$ 216,274.12		\$ 387,811.00
CONTRACTOR'S COMPUTED TOTAL ITEMS NO. 1 THROUGH 24					\$ 731,530.00		\$ 390,412.50		\$ 364,300.00		\$ 216,274.12		\$ 387,811.00

* CONTRACTOR'S COMPUTED TOTAL

Reviewed by





Stoughton Utilities

600 South Fourth Street
P.O. Box 383
Stoughton, WI 53589-0383

Serving Electric, Water & Wastewater Since 1886

Date: April 9, 2020

To: Stoughton Utilities Committee

From: Jill M. Weiss, P.E.
Stoughton Utilities Director

Subject: Approval of a Communication Cabinet Easement Located at Stoughton Utilities Well No. 4 at 921 North Van Buren Street

TDS Metrocom, LLC is in the process of deploying a high-speed fiber optic communications network throughout the City of Stoughton and surrounding areas. During discussions with the City of Stoughton about the project, TDS requested permission to locate a communications cabinet on the property on which Stoughton Water Utility Well No. 4 is located. This property is at 921 North Van Buren Street, at the intersection of North Van Buren Street and Roby Road

Following this request, Stoughton Utilities staff worked with our attorneys from Boardman & Clark LLP to draft an easement for the placement of the communications cabinet.

We are requesting that the Stoughton Utilities Committee review and approve the communication cabinet easement and authorize Stoughton Utilities Director Jill Weiss to act by and through Stoughton Utilities to execute the easement, with such changes necessary to finalize the easement language as are acceptable to and recommended by our legal counsel, and recommend approval to the Stoughton Common Council.

COMMUNICATION CABINET EASEMENT

This Communication Cabinet Easement (including exhibit hereto, this "Agreement") is made as of the _____ day of April, 2020 by **The City of Stoughton**, acting in its capacity as a municipal public utility ("**Grantor**").

WHEREAS, Grantor is the owner of that certain parcel of land located at the corner of North Van Buren Street and Roby Road in the Southwest Quarter of the Northwest Quarter of Section 5, Township 5 North, Range 11 East, City of Stoughton, Dane County, Wisconsin commonly referred to as 921 N. Van Buren Street, Stoughton, WI 53589 ("**Burdened Parcel**"); and

WHEREAS, **TDS Metrocom, LLC** ("**Grantee**") wishes to construct a communication cabinet structure on a 15' x 15' portion of the Burdened Parcel;

NOW, THEREFORE, for valuable consideration of One Dollars (\$1.00) and other good and valuable consideration, Grantor does hereby give, grant and convey to Grantee, an easement upon, under, across, and along the "**Easement Area**" depicted and legally described on **Exhibit A** on the terms and conditions set forth below:

RETURN TO

Attn: Sean Murray
Permit/Construction
TDS Telecom
525 Junction Road
Madison WI 53717

PIN: 281/0511-052-9200-5

1. **Purpose.** Grantee may construct, use, maintain, operate, alter, add to, repair, replace, and/or remove its facilities consisting of electronic telecommunications cabinets, underground cables, wires, ducts and conduits, and for appurtenances for communication and/or other purposes pertaining to the operation of Grantee's telecommunications systems ("**Grantee's Facilities**") upon, in, under, over, across, and along the Easement Area.

2. **Access and Vegetation.** If Grantee is unable to access the Easement Area directly from Roby Road, Grantee shall have the right of ingress to and egress from the Easement Area across the Burdened Parcel for the purpose of exercising the rights herein granted. Grantee shall also have the right to cut down and control the future growth of all trees and brush within the Easement Area which may, in Grantee's reasonable judgment, interfere with Grantee's use of the Easement.

3. **Damage.** Grantee agrees that it will pay the reasonable cost to repair any physical damage done to the Burdened Parcel, arising at any time out of the exercise by it of the rights herein granted.

4. **Structures.** Grantor covenants not to erect any structure upon the Easement Area that would interfere with Grantee's use of the Easement Area for the purposes described in Section 1.

5. **Grantee's Facilities.** Grantor agrees that all of Grantee's Facilities installed on or above the Burdened Parcel at Grantee's expense shall remain the property of the Grantee, removable at the option of the Grantee.

6. **Reservation by Grantor.** Grantor reserves for itself the right to use the Easement Area for purposes that will not unreasonably interfere with Grantee's full enjoyment of its rights under this Agreement..

7. **Ownership.** Grantor represents and warrants that it owns the Easement Area.

8. **Abandonment.** Grantee will remove all of Grantee's Facilities and execute a recordable release of this Agreement whenever Grantee no longer has a need to use the Easement Area for the purposes described in Section 1.

9. **Indemnification.** Grantee shall indemnify Grantor from and against all loss, costs (including reasonable attorney's fees), injury, death, or damage to persons or property that at any time during the term of this Agreement may be suffered or sustained by any person or entity in connection with Grantee's activities conducted on the Burdened Parcel, regardless

of the cause of the injury, except to the extent caused by the recklessness or misconduct of Grantor or its agents or employees.

10. Covenants Run with Land. All terms and conditions in this Agreement, including the benefits and burdens, shall run with the land and shall be binding upon, inure to the benefit of, and be enforceable by Grantor and Grantee and their respective heirs and assigns. Grantor and any successor or assign to Grantor shall cease to have any liability under this Agreement with respect to facts or circumstances arising after the party has transferred its fee simple interest in the Property.

11. No Waiver. No delay or omission by Grantor or Grantee in exercising any right or power arising out of any default under any of the terms or conditions of this Agreement shall be construed to be a waiver of the right or power. A waiver by Grantor or Grantee of any one of the obligations under this Agreement shall not be construed to be a waiver of any breach of any other terms or conditions of this Agreement.

12. Entire Agreement; Modifications. This Agreement contains the entire understanding between Grantor and Grantee as to the subject matter described herein and supersedes any prior written or oral agreements. This Agreement may be altered or modified only in a writing signed by both Grantor and Grantee.

13. Severability; Governing Law. If any term or condition of this Agreement, or application of this Agreement to any person or circumstance, shall be deemed invalid or unenforceable, the remainder of this Agreement, or the application of the term or condition to persons or circumstances other than those to which it is held invalid or unenforceable, shall not be affected thereby, and each term and condition shall be valid and enforceable to the fullest extent permitted by law. This Agreement shall be construed and enforced in accordance with the laws of the State of Wisconsin, without reference to its choice of law provisions.

14. Counterparts. This Agreement may be executed in any number of counterparts, each of which shall be deemed an original and which, when taken together, shall constitute one and the same instrument.

**CITY OF STOUGHTON, acting by and through
STOUGHTON UTILITIES**

By:

Name: Jill Weiss

Title: Utilities Director

Date: _____

STATE OF Wisconsin)
) SS.
County of Dane)

On this _____ day of April, 2020, before me, the undersigned, a Notary Public in and for said State, personally appeared

_____ known to me to be the person(s) whose name(s) are subscribed to the within instrument, and acknowledged to me that they executed the same.

Witness my hand and official seal

Signature of Notary

Printed Name of Notary

Notary Public _____ County,

My Commission Expires: _____, 20____

[TDS Signature Page Follows]

TDS METROCOM, LLC

By:

Name: _____

Title: _____

Date: _____

TDS TELECOM USE ONLY

Company No. 0833

Easement No. ESTG-20-006

Exchange No. 0860

WBS Element: MC-180860023

STATE OF Wisconsin)
) SS.
County of Dane)

On this _____ day of April, 2020, before me, the undersigned, a Notary Public in and for said State, personally appeared

_____ known to me to be the person(s) whose name(s) are subscribed to the within instrument, and acknowledged to me that they executed the same.

Witness my hand and official seal

Signature of Notary

Printed Name of Notary

Notary Public _____ County,

My Commission Expires: _____, 20_____

The instrument was drafted by: TDS Metrocom, LLC
Insertions by: Sean Murray



Roby Rd

Roby Rd

Roby Rd

Ro Sign in

N Van Buren St

N Van Buren St

921 North Van Buren Street

Map

N Van

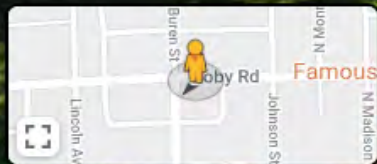
Google

Map data ©2020, Map data ©2020, United States, Terms, Send feedback, 20 ft

816 Roby Rd
Stoughton, Wisconsin

Google

Street View



Google



600 South Fourth Street P.O. Box 383
Stoughton, WI 53589-0383

Serving Electric, Water & Wastewater Since 1886

Date: April 9, 2020

To: Stoughton Utilities Committee

From: Jill M. Weiss, P.E.
Stoughton Utilities Director

Subject: Stoughton Utilities COVID-19 Operational Response

As details emerged surrounding the urgent and critical importance of a proper local response to the COVID-19 global pandemic, Stoughton Utilities division supervisors met to create an operational response plan. Although planning exercises have been held to prepare for possible scenarios such as natural weather emergencies, terrorist attacks, and even pandemic response, no past exercises had prepared us for this situation where an entire community needed to be shut down and all person-to-person contact eliminated.

Springtime in Wisconsin already brings about a lot of challenges for utilities, and these were going to continue regardless of the COVID-19 pandemic. In addition, our customers and their families now found themselves working from home and receiving their schooling at home, and reliable service to all households was now more important than ever.

As a critical provider of safe drinking water, electric power to homes and businesses, sanitary sewer collection and treatment, and water for fire protection, SU found ourselves in a situation where we needed to ensure that services continued to be provided and systems maintained, while also ensuring protection of our employees for emergency response requirements.

As SU staff met, we attempted to think of every possible scenario and create a plan to avoid and/or respond. We developed a response plan that maximized the health and safety of the entire SU team while also maintaining all essential services, continuing to meet all of our customer's basic needs and expectations, ensuring customer engagement and education of how they can assist our operations, and maintaining the utility's financial health and ensuring proper cash flow to continue to keep our operations and services running.

Stoughton Utilities management is confident in the response plan that has been created, however we have also created a team that meets daily to review our operations and quickly respond to any situations that were not adequately planned for. All SU staff has been provided with our COVID-19 Response Plan, and are being given updates as they are made. SU leadership maintains participation in teleconferences and webinars offered by our peers in the electric, water, and wastewater industries.

We wish to thank all SU employees as they have selflessly adapted to the changes set forth in in our COVID-19 Response Plan to ensure continuation of utility services at the highest levels to all of our customers and to our community.



600 South Fourth Street P.O. Box 383
Stoughton, WI 53589-0383

Serving Electric, Water & Wastewater Since 1886

Date: April 9, 2020

To: Stoughton Common Council

From: Stoughton Utilities Committee
Jill M. Weiss, P.E.
Stoughton Utilities Director

Brian R. Hoops
Stoughton Utilities Assistant Director

Subject: Suspension of Customer Collection Activities During COVID-19 Response

As a community-owned, not-for-profit utility, Stoughton Utilities is committed to standing with our customers in the City of Stoughton and five surrounding townships as we all work together to get through the COVID-19 public health crisis and the resulting unprecedented change in societal and economic expectations.

SU is committed to continuing to provide essential health and public safety services to the community, including reliable electricity, clean and safe drinking water, sanitary sewer collection and treatment, and adequate water supplies for fire protection. During these uncertain times, our commitment extends to providing continued service to all residents and businesses, regardless of ability to pay.

For the duration of the public health emergency Stoughton Utilities is:

1. Accepting applications for new service without requiring in-person identity verification,
2. Waiving all late payment penalties for active customers that do not make timely payment for service provided during the public health emergency,
3. Offering deferred payment agreements for all customers, including residential, commercial, and industrial customers, that have experienced economic hardships affecting their ability to pay,
4. Reconnecting all services that were previously disconnected for non-payment,
5. Cancelling all scheduled disconnections for all purposes other than threats to public health and safety, and
6. Not issuing any new notices of potential service disconnection, except where a threat to public health and safety exists.

Stoughton Utilities has closed its office to the public, however all customer service operations continue during our normal business hours of 8:00 a.m. to 4:00 p.m., Monday through Friday. Although we are not accepting cash payments, SU continues to offer all other payment options to customers with no fees or surcharges, including our curbside payment deposit box, postal mail, online through *My Account*, and over the phone.



600 South Fourth Street P.O. Box 383
Stoughton, WI 53589-0383

Serving Electric, Water & Wastewater Since 1886

Date: April 9, 2020

To: Stoughton Utilities Committee

From: Jill M. Weiss, P.E.
Stoughton Utilities Director

Subject: Utilities Committee Future Agenda Item(s)

This item appears on all agendas of Committees of the City of Stoughton.