



OFFICIAL NOTICE AND AGENDA

Notice is hereby given that the City of Stoughton Utilities Committee will hold a regular meeting on the date and at the time and location given below.

Meeting of: **CITY OF STOUGHTON UTILITIES COMMITTEE**
Date/Time: Monday, April 18, 2022 at 5:30 p.m.
Location: Edmund T. Malinowski Board Room, Stoughton Utilities Administration Office
600 South Fourth Street, Stoughton, Wisconsin
Virtual Participation: [GoToMeeting ID 722-628-781](#)
Members: Citizen Member David Erdman (Chair), Alderperson Ben Heili, Alderperson Regina Hirsch, Citizen Member John Kallas (Vice-Chair), Mayor Tim Swadley, Citizen Member Dustin Thoren, Alderperson Rachel Venegas

AGENDA:

CALL TO ORDER

PUBLIC COMMENTS

CONSENT AGENDA

(All items are considered routine and will be enacted upon by one motion. There will be no separate discussion of these items unless a Stoughton Utilities Committee member so requests, in which event the item will be removed from the consent agenda and be considered on the regular agenda.)

- a. Draft Minutes of the March 14, 2022 Regular Utilities Committee Meeting
- b. Stoughton Utilities Payments Due List Report
- c. Stoughton Utilities January Financial Summary
- d. Stoughton Utilities February Financial Summary
- e. Stoughton Utilities Statistical Report
- f. Stoughton Utilities Activities Report
- g. Communications

OLD BUSINESS

1. Status of the Utilities Committee Recommendation(s) to the Stoughton Common Council
(Discussion)
2. Agreement to Deposit Excess Fill Materials at West Substation Land Located at 3201 McComb Rd
(Action)
3. Presentation: Overhead to Underground Electric Distribution System Conversion Projects
(Discussion)

NEW BUSINESS

4. American Public Power Association Electric Reliability Annual Benchmarking Report
(Discussion)
5. Utilities Committee Future Agenda Item(s) **(Discussion)**

ADJOURNMENT

Notices Sent To:

Stoughton Utilities Committee Members
Stoughton Utilities Director Jill M. Weiss, P.E.
Stoughton Utilities Assistant Director Brian Hoops
Stoughton Utilities Finance Manager Shannon Statz

cc: Stoughton City Attorney Matthew Dregne
Stoughton Common Council Members
Stoughton City Clerk Candee Christen
Stoughton Leadership Team
Stoughton Utilities Water System Supervisor Kent Thompson
Stoughton Utilities Wastewater System Supervisor Brian Erickson
Unified Newspaper Group – Stoughton Courier Hub

REMOTE CONNECTION INSTRUCTIONS: Pursuant to City of Stoughton Common Council Rule 19, members of the committee and members of the public may attend this meeting either in person or by virtual means. If participating virtually, please join the meeting from your computer, tablet or smartphone using the following URL:

<https://meet.goto.com/722628781>

You can also dial in using your phone at (872) 240-3212 using access code: 722-628-781.

ATTENTION COMMITTEE MEMBERS: Two-thirds of members are needed for a quorum. The committee may only conduct business when a quorum is present. If you are unable to attend the meeting, please contact Jill Weiss at (608) 877-7423 via email at JWeiss@stoughtonutilities.com, or Brian Hoops at (608) 877-7412, or via email at BHoops@stoughtonutilities.com.

It is possible that members of, and possibly a quorum of members of other committees of the Common Council of the City of Stoughton may be in attendance at this meeting to gather information. No action will be taken by any such group(s) at this meeting other than the Stoughton Utilities Committee consisting of the members listed above. An expanded meeting may constitute a quorum of the Common Council.

Upon reasonable notice, efforts will be made to accommodate the needs of individuals through appropriate aids and services. For information, or to request such assistance, please contact Stoughton Utilities prior to the start of the meeting at (608) 873-3379.

Current and past Stoughton Utilities Committee documents, including meeting notices, meeting packets, and meeting minutes, are available for public download at stoughtonutilities.com/uc.

DRAFT STOUGHTON UTILITIES COMMITTEE REGULAR MEETING MINUTES

Monday, March 14, 2022 – 5:00 p.m.

Stoughton, WI

Page No. 1

Location: Edmund T. Malinowski Board Room, Stoughton Utilities Administration Office
600 South Fourth Street, Stoughton, Wisconsin
Optional Virtual Participation: GoToMeeting ID 476-866-173

Members Present: Citizen Member David Erdman (Chair), Alderperson Ben Heili, Alderperson Regina Hirsch, Citizen Member John Kallas (Vice-Chair), Citizen Member Dustin Thoren

Excused: Mayor Tim Swadley, Alderperson Rachel Venegas

Absent: None

Others Present: John Gray, Stoughton Utilities Assistant Director Brian Hoops, Alderperson Greg Jenson, Stoughton Utilities Operations Specialist Marty Seffens, Stoughton Utilities Finance Manager Shannon Statz, Stoughton Utilities Director Jill Weiss

Call to Order: Chairperson Erdman called the regular Stoughton Utilities Committee Meeting to order at 5:00 p.m. with a quorum present. Erdman and Kallas were present in person, and Heili, Hirsch, and Thoren were present by webinar.

Public Comments: John Gray, a resident of Stoughton living on Markens Gate Road, spoke regarding the recent storm outage, specifically regarding the existing overhead transmission power lines owned by the regional transmission power provider along Milwaukee Street. Gray stated he understood moving the lines underground wasn't a realistic consideration but, given that the lines had now been severely damaged by high winds twice in the past three years, inquired as to whether there are other options regarding the construction of the line to make it stronger and able to withstand severe weather, such as reinforced or steel poles. Staff discussed the ownership of the poles, acknowledged his concerns, and discussed their own concerns over the same topic. Staff responded that the regional transmission power provider has indicated that they are considering possible upgrade options for the line, however no timeframe has been provided by the provider at this time.

John Gray left the meeting at 5:12 p.m.

Utilities Committee Consent Agenda: Stoughton Utilities staff presented and discussed the Stoughton Utilities Committee consent agenda items.

Staff highlighted the new water utility rates that were recently approved by the Public Service Commission of Wisconsin, the recent storm event and resulting outage restoration, and the 2021 Year in Review report.

Motion by Kallas, the motion seconded by Thoren, to approve the following consent agenda items as presented:

- a. Draft Minutes of the February 14, 2022 Regular Utilities Committee Meeting
- b. Draft Minutes of the February 21, 2022 Special Utilities Committee Meeting
- c. Stoughton Utilities February Payments Due List Report
- d. Stoughton Utilities December Financial Summary
- e. Stoughton Utilities Statistical Report

DRAFT STOUGHTON UTILITIES COMMITTEE REGULAR MEETING MINUTES

Monday, March 14, 2022 – 5:00 p.m.

Stoughton, WI

Page No. 2

- f. Stoughton Utilities Activities Report
- g. Communications
- h. 2021 – Year in Review

The motion carried unanimously 5 to 0.

Status of the Utilities Committee recommendation(s) to the Stoughton Common Council: Stoughton Utilities staff presented and discussed the following items from the Stoughton Utilities Committee that were approved and/or placed on file by the Stoughton Common Council:

Consent Agenda:

- 1. Draft Minutes of the December 20, 2021 Regular Utilities Committee Meeting
- 2. Stoughton Utilities December Payments Due List Report
- 3. Stoughton Utilities January Payments Due List Report
- 4. Stoughton Utilities November Financial Summary
- 5. Stoughton Utilities Statistical Report

Business:

- 1. Bad Debt Account Write-Offs through December 31, 2021
- 2. Stoughton Utilities Development Plan Review Cost Reimbursement Agreement
- 3. Stoughton Utilities Easement Release Cost Reimbursement Agreement
- 4. Wisconsin Department of Transportation State/Municipal Financial Agreement
- 5. Consideration and possible action authorizing City staff to petition the Town of Rutland, pursuant to Wis. Stat. sec. 195.58, to install a water main in Oak Opening Drive

Discussion followed.

Aldersperson Greg Jenson joined the meeting by webinar at 5:19 p.m.

Funding of Private Lead Service Line Replacements Completed by Property Owners Prior to 2020:

Stoughton Utilities staff informed the committee that a request had been raised at the September 1, 2021 meeting of the Stoughton Committee of the Whole to have the Stoughton Utilities Committee explore the possibility of reimbursing property owners who replaced their privately-owned lead service line prior to 2020 and paid for the replacement out of pocket. This topic was discussed at the September 21, 2021 meeting of the Stoughton Utilities Committee, and it was the consensus of the committee at that time that Stoughton Utilities and the City of Stoughton should not fund the costs of lead service lines replacements that occurred prior to 2020.

Staff reminded the committee that the section of the water service lateral from the curb stop valve located in the public right of way to the water meter located inside the dwelling is privately-owned, and the individual property owners are responsible for the costs associated with installation and maintenance. Staff also reminded the committee that as a regulated public utility, Stoughton Utilities is currently prohibited by the Wisconsin Public Service Commission from using funds collected through utility rates to perform work on private property.

Staff further explained that the funding grant awarded by the Wisconsin Department of Natural Resources does not allow for the reimbursement of costs associated with private service line replacements that occurred prior to 2020.

DRAFT STOUGHTON UTILITIES COMMITTEE REGULAR MEETING MINUTES

Monday, March 14, 2022 – 5:00 p.m.

Stoughton, WI

Page No. 3

Staff stated that prior to summer of 2020 when the grant application process had begun, no customers were told there could be potential cost reimbursement options for the replacement of private service lines. Staff also stated that prior to the 2021 passage of the ordinance declaring lead service lines to be a public nuisance, no customers were mandated or required by Stoughton Utilities to replacement their private service lines due to those lines being lead.

Discussion followed. Alderperson Jenson clarified that the intent of the request was to use American Recovery Plan Act funding to provide customer reimbursement. Various funding scenarios were discussed, including the timeframe in which eligible replacements would have occurred (anywhere from one to four years), process of application for reimbursement, process of using city permits to locate eligible customers that had replaced their service lines, and potential maximum reimbursement amounts. It was discussed that the request would be taken back to the Committee of the Whole as a potential use of ARPA funds, with no further action being taken at the Utilities Committee.

Alderperson Jenson left the meeting at 5:32 p.m.

State of the Utility: Stoughton Utilities staff presented and discussed the current state of Stoughton Utilities, focusing on past year's highlights, utility strengths, current structure and areas of responsibility, unexpected challenges, future goals and opportunities, and the utility's short- and long-term vision. Discussion followed.

Depositing Excess Fill Materials at West Substation Land Located at 3201 McComb Rd: Stoughton Utilities staff presented and discussed a request received by the contractor that was awarded the bid for the Wisconsin Department of Transportation construction of three roundabouts along U.S. Highway 51 to utilize the vacant undeveloped land adjacent to Stoughton Utilities West Substation as a site to deposit approximately 20,000 cubic yards of granular fill material that will be removed during the roundabout construction earthwork. Discussion followed.

Motion by Heili, the motion seconded by Hirsch, to direct staff to proceed with the creation of an agreement authorizing the use of the vacant West Substation land located at 3201 McComb Rd. for the deposit of approximately 20,000 cubic yards of granular fill material. The motion carried unanimously 5 to 0.

Stoughton Utilities Strategic Alignment and Position Description Updates: Stoughton Utilities staff presented and discussed recent strategic planning and personnel alignment efforts, looking at retention and recruitment strategies, organization structure, position descriptions, and staffing needs moving forward. Discussion followed.

Motion by Kallas, the motion seconded by Heili, to close the meeting pursuant to State Statute 19.85 (1)(c) for the purpose of considering employment, promotion, compensation, or performance evaluation data of any public employee over which the governmental body has jurisdiction or exercises responsibility. The motion carried unanimously 5 to 0.

Marty Seffens left the meeting at 5:46 p.m.

The Stoughton Utilities Committee convened in closed session at 5:46 p.m.

Motion by Heili, the motion seconded by Kallas, to reconvene in open session. The motion carried unanimously 5 to 0. The Stoughton Utilities Committee reconvened in open session at 6:19 p.m.

DRAFT STOUGHTON UTILITIES COMMITTEE REGULAR MEETING MINUTES

Monday, March 14, 2022 – 5:00 p.m.

Stoughton, WI

Page No. 4

Motion by Kallas, the motion seconded by Hirsch, to approve the proposed Stoughton Utilities personnel organization structure and position descriptions and recommend approval to the Stoughton Personnel Committee and Stoughton Common Council, with such changes as are acceptable to and recommended by the City of Stoughton Director of Human Resources. The motion carried unanimously 5 to 0.

Marty Seffens rejoined the meeting by webinar at 6:20 p.m.

Lead Service Line Replacement Program Final Costs: Stoughton Utilities staff presented and discussed the final costs associated with the 2021 lead service line replacement project. Actual total project costs were under budget at \$5,317,394 for the full project, with \$1,695,346 allocated to public replacement funding from ratepayers, and \$3,622,048 allocated to private funding sources including the American Recovery Plan Act funds and a grant from the Wisconsin Department of Natural Resources. Discussion followed.

NR-809 Drinking Water Standards Rulemaking Update Relating to Certain PFAS: Stoughton Utilities staff presented and discussed recent actions taken by the Wisconsin Department of Natural Resources (DNR) Natural Resources Board (NRB) at its February 23, 2022 meeting, including the passage of an amended update to the NR 809 Drinking Water Standards administrative rules. Discussion followed.

Utilities Committee Future Agenda Items: Stoughton Utilities staff informed the committee that upcoming meeting topics include a presentation on the impacts and considerations associated with overhead to underground conversion projects in April, and the annual financial audit presentation in May.

Adjournment: Being no further business before the committee, motion by Heili, the motion seconded by Kallas, to adjourn the regular Stoughton Utilities Committee Meeting at 6:36 p.m. The motion carried unanimously 5 to 0.

Respectfully submitted,

Brian R. Hoops
Stoughton Utilities Assistant Director

Date: Thursday, April 07, 2022
 Time: 11:25AM
 User: SGUNSOLUS

Stoughton Utilities
Check Register Summary - Standard

Page: 1 of 6
 Report: 03699W.rpt
 Company: 7430

Period: - As of: 4/7/2022

Check Nbr	Type	Date	Amount Paid	Vendor ID / Name	Description
Company: 7430					
002343	EP	3/8/2022	74,829.60	516 WELLS FARGO BANK	VO for check batch: 310944
002344	HC	3/10/2022	820,026.59	009 WPPI	WPPI-Renewable Energy/WPPI-Buy Back Solar Credit/WPPI-Large Power/WPPI-Support Services/WPPI-Support Services/WPPI-Support Services/WPPI-Support Services
002345	HC	3/30/2022	1,219.04	499 LV LABS WW, LLC	LV Labs-March Ach
002346	HC	3/30/2022	4,961.20	003 Alliant Energy - Ach	Alliant Energy - March Ach/Alliant Energy - March Ach/Alliant Energy - March Ach/Alliant Energy - March Ach
002347	HC	3/30/2022	180.00	318 PITNEY-BOWES INC-PURCHASE POWER	Pitney Bowes-March Ach/Pitney Bowes-March Ach/Pitney Bowes-March Ach/Pitney Bowes-March Ach
002348	HC	3/30/2022	18,250.58	010 WI Dept. of Revenue Taxpayment-Ach	Dept of Rev-March Ach/Dept of Rev-March Ach
002349	HC	3/30/2022	898.66	007 TDS Metrocom - Ach	TDS Metrocom - March Ach/TDS Metrocom - March Ach/TDS Metrocom - March Ach/TDS Metrocom - March Ach
002350	HC	3/30/2022	429.35	547 Charter Communications-Ach	Charter Comm-March Ach/Charter Comm-March Ach/Charter Comm-March Ach/Charter Comm-March Ach
002351	HC	3/30/2022	1,201.83	004 Us Cellular - Ach	Us Cellular - March Ach/Us Cellular - March Ach/Us Cellular - March Ach
002352	HC	3/30/2022	36,550.11	025 Payroll Federal Taxes- Ach	Federal Taxes-March Ach/Federal Taxes-March Ach/Federal Taxes-March Ach/Federal Taxes-March Ach
002353	HC	3/30/2022	1,440.02	001 Delta Dental - Ach	Delta Dental - March Ach/Delta Dental - March Ach/Delta Dental - March Ach
002354	HC	3/30/2022	1,139.49	002 Employee Benefits Corp - Ach	EBC - March Ach/EBC - March Ach/EBC - March Ach/EBC - March Ach
002355	HC	3/30/2022	30.52	421 FIRST DATA CHARGES	First Data-March Ach/First Data-March Ach/First Data-March Ach/First Data-March Ach

Date: Thursday, April 07, 2022
 Time: 11:25AM
 User: SGUNSOLUS

Stoughton Utilities
Check Register Summary - Standard

Page: 2 of 6
 Report: 03699W.rpt
 Company: 7430

Period: - As of: 4/7/2022

Check Nbr	Type	Date	Amount Paid	Vendor ID / Name	Description
002356	HC	3/30/2022	139.71	856 GORDON FLESCH COMPANY, INC.	Gordon Flesch-March Ach/Gordon Flesch-March Ach/Gordon Flesch-March Ach/Gordon Flesch-March Ach
002357	HC	3/30/2022	7,252.78	008 Payroll State Taxes - Ach	State Taxes-March Ach/State Taxes-March Ach
002358	HC	3/30/2022	7,042.76	020 Wells Fargo Bank-Ach	Client Analysis-March Ach/Client Analysis-March Ach/Client Analysis-March Ach/Client Analysis-March Ach
002359	HC	3/30/2022	2,027.90	952 AT&T	AT&T - March Ach/AT&T - March Ach
028145	VC	3/3/2022	-97.41	984 VALLI WARREN	S Warren-Customer Refund
028157	CK	3/3/2022	202.00	327 BORDER STATES ELECTRIC SUPPLY	Border States-Supplies
028158	CK	3/3/2022	2,239.20	400 RESCO	Resci-Inventory/Resco-Inventory
028159	CK	3/3/2022	1,424.18	781 DUNKIRK WATER POWER CO LLC	Dunkirk-Solar Credit Refund
028160	CK	3/3/2022	2,872.24	165 MIDWEST METER INC	Midwest Meter-Meters
028161	CK	3/3/2022	2,946.11	269 UTILITY SALES AND SERVICE	Utility Sales-Repairs/Utility Sales-Repairs
028162	CK	3/3/2022	1,145.25	487 MARTELLE WATER TREATMENT	Martelle-Bulk Supplies
028163	CK	3/3/2022	367.22	641 STERICYCLE, INC.	Stericycle-Shredding/Stericycle-Shredding/Stericycle-Shredding/Stericycle-Shredding
028164	CK	3/3/2022	4,825.71	131 CITY OF STOUGHTON	City Stoton-Mar A Def Comp/City Stoton-Oct Life/City Stoton-Oct Life/City Stoton-Oct Life/City Stoton-Oct Life
028165	CK	3/3/2022	3,076.50	331 MONONA PLUMB. & FIRE PROT. INC	Monona-Water Repairs
028166	CK	3/3/2022	2,400.00	361 PROGRESS SOFTWARE CORPORATION	Progress-Maint. & Support/Progress-Maint. & Support/Progress-Maint. & Support
028167	CK	3/3/2022	10,672.80	691 ASPLUNDH TREE EXPERTS CO., INC.	Asplundh-Tree Trimming
028168	CK	3/3/2022	97.41	984 VALLI WARREN	S Warren-Customer Refund
028169	CK	3/10/2022	24,224.00	131 CITY OF STOUGHTON	City Stoton-Degred Fees
028170	CK	3/10/2022	7,781.11	400 RESCO	Resco-Supplies/Resco-Inventory

Date: Thursday, April 07, 2022
 Time: 11:25AM
 User: SGUNSOLUS

Stoughton Utilities
Check Register Summary - Standard

Page: 3 of 6
 Report: 03699W.rpt
 Company: 7430

Period: - As of: 4/7/2022

Check Nbr	Type	Date	Amount Paid	Vendor ID / Name	Description
028171	CK	3/10/2022	2,000.00	648 BAKER TILLY VIRCHOW KRAUSE, LLP	Baker Tilly-Audit/Baker Tilly-Audit/Baker Tilly-Audit
028172	CK	3/10/2022	423.85	851 DIVISION OF ENERGY HOUSING AND COMM. RESOURCEDiv of EA-Customer Refund	
028173	CK	3/10/2022	6,420.00	959 G. FOX & SON, INC.	G Fox-Water Main Leak Repairs
028174	CK	3/10/2022	5,267.00	090 SOLENIS LLC	Solenis-Supplies
028175	CK	3/10/2022	974.04	166 INKWORKS, INC.	Inkworks-Renewable insert/Inkworks- inserts/Inkworks- inserts/Inkworks- inserts/Inkworks- inserts/Inkworks- inserts
028176	CK	3/10/2022	316.94	207 SJE	SJE-service work
028177	CK	3/10/2022	5,533.91	362 UTILITY SERVICE CO., INC	Utility Svcs-Twr 2 Qtr
028178	CK	3/10/2022	2,076.75	727 GLS UTILITY LLC	GLS Utility-Feb Locates/GLS Utility-Feb Locates/GLS Utility-Feb Locates
028179	CK	3/10/2022	59,254.25	131 CITY OF STOUGHTON	City Stoton-Feb Life Ins/City Stoton-Feb Life Ins/City Stoton-Feb Life Ins/City Stoton-Feb Life Ins/City Stoton-Feb Rent/City Stoton-Feb Rent/City Stoton-Feb Rent/City Stoton-Feb Rent/City Stoton-Feb Rent/City Stoton-Feb Rent/City Stoton-Feb Rent+
028180	CK	3/10/2022	303.71	405 ROSENBAUM CRUSHING & EXCAV.	Rosenbaum-Material fees
028181	CK	3/10/2022	2,489.83	451 INSIGHT FS	Insight-Fuel/Insight-Fuel/Insight-Fuel/Insight-Fuel/Insight-Fuel/Insight-Fuel/Insight-Fuel/Insight-Fuel/Insight-Fuel/Insight-Fuel
028182	CK	3/17/2022	23,596.28	131 CITY OF STOUGHTON	City Stoton-Mar B Def Comp/City Stoton-Mar Retirement/City Stoton-Mar Retirement/City Stoton-Mar Retirement
028183	CK	3/17/2022	4,538.21	165 MIDWEST METER INC	Midwest-Meters
028184	CK	3/17/2022	171.07	327 BORDER STATES ELECTRIC SUPPLY	Border States-Supplies
028185	CK	3/17/2022	37,950.00	400 RESCO	Resco-Inventory
028186	CK	3/17/2022	662.32	781 DUNKIRK WATER POWER CO LLC	Dunkirk-Customer Refund

Date: Thursday, April 07, 2022
 Time: 11:25AM
 User: SGUNSOLUS

Stoughton Utilities
Check Register Summary - Standard

Page: 4 of 6
 Report: 03699W.rpt
 Company: 7430

Period: - As of: 4/7/2022

Check Nbr	Type	Date	Amount Paid	Vendor ID / Name	Description
028187	VC	3/31/2022	0.00	945 ASSOCIATED BANK	Assoc Bank-Rev Bonds/Assoc Bank-Rev Bonds
028188	CK	3/17/2022	875.00	331 MONONA PLUMB. & FIRE PROT. INC	Monona Plumb-Testing/Monona Plumb-Testing
028189	CK	3/17/2022	3,442.58	448 STRAND ASSOCIATES INC.	Strand-Professional Services/Strand-Professional Services
028190	CK	3/17/2022	2,893.64	846 CUMMINS SALES AND SERVICE	Cummins-Service Call
028191	CK	3/17/2022	665.33	855 CRANE ENGINEERING SALES, INC.	Crane-Supplies
028192	CK	3/22/2022	722,856.25	187 ASSOCIATED BANK GREEN BAY, N.A.	Assoc Bank-Revenue Bonds/Assoc Bk-Revenue Bonds/Assoc Bk-Revenue Bonds/Assoc Bank-Revenue Bonds
028193	CK	3/23/2022	88.01	166 INKWORKS, INC.	Inkworks-Inc material
028194	CK	3/23/2022	792.50	386 HOOPER CORPORATION	Hooper-Service Call/Hooper-Service Call/Hooper-Service Call
028195	CK	3/23/2022	1,309.00	400 RESCO	Resco-Inventory/Resco-Inventory/Resco-Supplies
028196	CK	3/23/2022	585.00	487 MARTELLE WATER TREATMENT	Martelle-Bulk Treatment
028197	CK	3/23/2022	11,885.99	131 CITY OF STOUGHTON	City Stoton-Feb Legal Shield/City Stoton-Mar Aflac/City Stoton-Mar Life Ins/City Stoton-Mar Life Ins/City Stoton-Mar Life Ins/City Stoton-Mar Life Ins/City Stoton-Mar Rent/City Stoton-Mar Rent/City Stoton-Mar Rent/City Stoton-Mar Rent/More...
028198	CK	3/23/2022	453.40	327 BORDER STATES ELECTRIC SUPPLY	Border States-Supplies/Border States-Inventory
028199	CK	3/23/2022	2,765.31	451 INSIGHT FS	Insight-Fuel/Insight-Fuel/Insight-Fuel/Insight-Fuel/Insight-Fuel/Insight-Fuel
028200	CK	3/23/2022	126.94	845 SANDRA YATES	S Yates-Customer Refund
028201	CK	3/31/2022	96,432.96	131 CITY OF STOUGHTON	City Stoton-Apr A Def Comp/City Stoton-Hults Rd Go Debt/City Stoton-Hults Rd Go Debt/City Stoton-Hults Rd Go Debt/City Stoton-Hults Rd Go Debt
028202	CK	3/31/2022	228.00	186 STAFFORD ROSENBAUM LLC	Stafford-Legal Services

Date: Thursday, April 07, 2022
 Time: 11:25AM
 User: SGUNSOLUS

Stoughton Utilities
Check Register Summary - Standard

Page: 5 of 6
 Report: 03699W.rpt
 Company: 7430

Period: - As of: 4/7/2022

Check Nbr	Type	Date	Amount Paid	Vendor ID / Name	Description
028203	CK	3/31/2022	420.07	491 PUBLIC SVC. COMM. OF WI.	PSC-Water Rate Case
028204	CK	3/31/2022	519.17	816 CORE & MAIN LP	Core-Supplies/Core-Supplies
028205	CK	3/31/2022	657.60	290 MID-WEST TREE & EXCAVATION, INC	Midwest-Trenching
028206	CK	3/31/2022	2,362.91	327 BORDER STATES ELECTRIC SUPPLY	Border States-Supplies/Border States-Inventory/Border States-Inventory/Border States-Supplies/Border States-Supplies
028207	CK	3/31/2022	31,800.00	355 STUART C IRBY CO.	Stuart-Transformers
028208	CK	3/31/2022	34,749.73	400 RESCO	Resco-Supplies/Resco-Transformers
028209	CK	3/31/2022	67.00	464 PATRICE ROE	P Roe-Customer Refund
028210	CK	3/31/2022	1,675.00	486 HUTCHINS OVERHEAD GARAGE DOOR	Hutchins-Garage Door Repairs/Hutchins-Garage Door Repairs/Hutchins-Garage Door Repairs
028211	CK	3/31/2022	886.12	544 PATRICK CEITHAMER	P Ceithamer-Const Refund
028212	CK	3/31/2022	7,000.00	880 HOWARD GROTE & SONS	Howard-Generator
028213	CK	3/31/2022	475.00	945 ASSOCIATED BANK	Assoc Bank-Rev Bonds
102105	CK	3/4/2022	570.00	157 FORSTER ELEC. ENG.,INC.	Forster-Professional Svcs
102106	CK	3/4/2022	300.00	731 NORTH SHORE BANK FSB-DEFERRED COMP.	N Shore Bk-Mar A Def Comp
102107	CK	3/4/2022	1,680.10	862 EVOQUA WATER TECHNOLOGIES, LLC	Evoqua-Supplies/Evoqua-Supplies
102108	CK	3/18/2022	312.50	157 FORSTER ELEC. ENG.,INC.	Forster-Professional Services
102109	CK	3/18/2022	1,870.66	259 ITRON, INC.	Itron- Qtr Maint.
102110	CK	3/18/2022	11,094.91	603 SEERA-WIPFLI LLP	Seera-CTC Funds Stoughton
102111	CK	3/18/2022	300.00	731 NORTH SHORE BANK FSB-DEFERRED COMP.	N Shore Bk-Mar B Def Comp
102112	CK	3/31/2022	390.00	157 FORSTER ELEC. ENG.,INC.	Forster-Pole Attatch requests
102113	CK	3/31/2022	300.00	731 NORTH SHORE BANK FSB-DEFERRED COMP.	N Shore Bk-Apr A Def Comp

Date: Thursday, April 07, 2022
Time: 11:25AM
User: SGUNSOLUS

Stoughton Utilities
Check Register Summary - Standard

Page: 6 of 6
Report: 03699W.rpt
Company: 7430

Period: - As of: 4/7/2022

Check Nbr	Type	Date	Amount Paid	Vendor ID / Name	Description
102114	CK	3/31/2022	3,563.93	852 INFOSEND, INC	Infosend-Billing & Mailing/Infosend-Billing & Mailing/Infosend-Billing & Mailing/Infosend-Billing & Mailing
Company Total			2,140,169.23		

Date: Tuesday, March 08, 2022

Time: 01:36PM

User: SGUNSOLUS

Stoughton Utilities Posting Preview Report

Select By: {PSSPurchCard.RefNbr} = '0000000138'

Company	Account	Sub	Vendor ID	Merchant	Amount	Description	Post Date	Emp ID	Projec
Import ID: 009010		Import # : 0000000138							
7460	851	000000	096	ADOBE ID CREATIVE CLD	59.98	Software Licensing - Adobe InDesign - Annual	02/16/2022	3680	-
7450	921	000000	096	ADOBE ID CREATIVE CLD	47.97	Software Licensing - Adobe InDesign - Annual	02/16/2022	3680	-
7430	921	000000	096	ADOBE ID CREATIVE CLD	131.93	Software Licensing - Adobe InDesign - Annual	02/16/2022	3680	-
7450	921	000000	096	ADOBE INC	30.38	SaaS - Adobe Cloud for Teams Apps	02/07/2022	5250	-
7430	921	000000	096	ADOBE INC	83.55	SaaS - Adobe Cloud for Teams Apps	02/07/2022	5250	-
7430	143	000000	096	ADOBE INC	8.35	SaaS - Adobe Cloud for Teams Apps - Sales Tax Credit	02/07/2022	5250	-
7460	851	000000	096	ADOBE INC	37.99	SaaS - Adobe Cloud for Teams Apps	02/07/2022	5250	-
7430	143	000000	096	ADOBE INC	-8.35	SaaS - Adobe Cloud for Teams Apps - Sales Tax Credit - Feb	02/21/2022	5250	-
7430	921	000000	096	ADOBE INC	-8.35	SaaS - Adobe Cloud for Teams Apps - Sales Tax Credit - Nov	02/21/2022	5250	-
7430	921	000000	096	ADOBE INC	-8.35	SaaS - Adobe Cloud for Teams Apps - Sales Tax Credit - Jan	02/21/2022	5250	-
7430	921	000000	096	ADOBE INC	-8.35	SaaS - Adobe Cloud for Teams Apps - Sales Tax Credit - Dec	02/21/2022	5250	-
7430	921	000000	096	ADOBE INC	-8.35	SaaS - Adobe Cloud for Teams Apps - Sales Tax Credit - Sept	02/21/2022	5250	-
7430	921	000000	096	ADOBE INC	-8.35	SaaS - Adobe Cloud for Teams Apps - Sales Tax Credit - Oct	02/21/2022	5250	-
7430	143	000000	646	AED SUPERSTORE	-25.52	AED Replacement Pads - Sales Tax Credit	02/11/2022	5250	-
7460	827	000000	646	AED SUPERSTORE	72.50	AED Replacement Pads - WWTP, admin office	02/07/2022	5250	-
7430	925	000000	646	AED SUPERSTORE	321.90	AED Replacement Pads - EL trucks x5, admin office	02/07/2022	5250	-
7430	143	000000	646	AED SUPERSTORE	25.52	AED Replacement Pads - Sales Tax	02/07/2022	5250	-
7450	925	000000	646	AED SUPERSTORE	69.60	AED Replacement Pads - WT truck x1, admin office	02/07/2022	5250	-
7460	834	000000	422	AMAZON.COM F12Y256D3	69.44	Hose Bibs	02/03/2022	8200	-
7460	827	000000	422	AMZN MKTP US 062RE69X3	45.60	Polymer Line Parts	02/14/2022	8200	-
7430	925	000000	422	AMZN MKTP US 111WF6UW1	18.98	Safety Vest	02/28/2022	4100	-
7460	827	000000	422	AMZN MKTP US 2W29302U3	11.69	Polymer Line Parts	02/11/2022	8200	-
7460	827	000000	422	AMZN MKTP US 8860Y5IF3	8.49	Polymer Line Parts	02/11/2022	8200	-
7460	834	000000	422	AMZN MKTP US BP9SS61O3	17.54	Micro Switch	02/03/2022	8200	-
7430	925	000000	422	AMZN MKTP US UA1HU2E53	12.98	AED location vehicle sticker - Truck 8	02/11/2022	5250	-
7430	921	000000	810	APPLE.COM/BILL	0.99	STaaS - Apple - Employee Mobile Device - BSime	02/24/2022	5250	-
7430	926	000000	894	ARBYS 8750	9.70	Meals-School-Seiling	02/23/2022	5200	-
7430	593	000000	108	ASLESONS TRUE VALUE HARDW	10.99	Misc Supplies	02/11/2022	6930	-
7450	652	000000	108	ASLESONS TRUE VALUE HARDW	9.96	Bushing	02/01/2022	8700	-
7450	633	000000	108	ASLESONS TRUE VALUE HARDW	41.04	Testing Meters Hardware	02/11/2022	8700	-
7450	675	000000	108	ASLESONS TRUE VALUE HARDW	27.98	Map Gas-Torch	02/02/2022	7400	-
7430	921	000000	108	ASLESONS TRUE VALUE HARDW	3.14	Replacement Keys	02/14/2022	3680	-
7460	833	000000	108	ASLESONS TRUE VALUE HARDW	4.58	Clamps-Polymer Line	02/22/2022	8200	-
7450	673	000000	105	AWWA.ORG	75.00	AWWA Course-Thompson	02/24/2022	7400	-
7430	926	000000	677	BRUNT WORKWEAR	295.41	Boots-Kurtzweil	02/28/2022	6820	-
7430	932	000000	983	C M HYDRAULIC TOOL SUPP	811.64	Smartswitch/Misc Supplies	02/07/2022	4100	-
7430	921	000000	604	CDW GOVT #S325309	1,033.36	Equipment Maintenance - Barracuda Mail Archive - 3 year	02/18/2022	5250	-
7450	921	000000	604	CDW GOVT #S325309	375.76	Equipment Maintenance - Barracuda Mail Archive - 3 year	02/18/2022	5250	-
7460	851	000000	604	CDW GOVT #S325309	469.72	Equipment Maintenance - Barracuda Mail Archive - 3 year	02/18/2022	5250	-
7460	851	000000	604	CDW GOVT #ZR00226293	234.55	Cisco Flex Support Contract - Annual - Voice	02/01/2022	5250	-
7450	921	000000	604	CDW GOVT #ZR00226293	187.63	Cisco Flex Support Contract - Annual - Voice	02/01/2022	5250	-
7430	921	000000	604	CDW GOVT #ZR00226293	515.98	Cisco Flex Support Contract - Annual - Voice	02/01/2022	5250	-

Date: Tuesday, March 08, 2022

Time: 01:36PM

User: SGUNSOLUS

Stoughton Utilities Posting Preview Report

Select By: {PSSPurchCard.RefNbr} = '0000000138'

Company	Account	Sub	Vendor ID	Merchant	Amount	Description	Post Date	Emp ID	Projec
7430	926	000000	809	CINTAS CORP	32.78	Uniforms	02/07/2022	1025	-
7430	926	000000	809	CINTAS CORP	28.03	Uniforms	02/14/2022	1025	-
7430	926	000000	809	CINTAS CORP	98.93	Uniforms	02/21/2022	1025	-
7430	926	000000	809	CINTAS CORP	27.09	Uniforms	02/28/2022	1025	-
7450	926	000000	809	CINTAS CORP	22.86	Uniforms	02/07/2022	1025	-
7450	926	000000	809	CINTAS CORP	22.86	Uniforms	02/14/2022	1025	-
7450	926	000000	809	CINTAS CORP	22.86	Uniforms	02/21/2022	1025	-
7450	926	000000	809	CINTAS CORP	22.86	Uniforms	02/28/2022	1025	-
7460	854	000000	809	CINTAS CORP	15.24	Uniforms	02/07/2022	1025	-
7460	854	000000	809	CINTAS CORP	15.24	Uniforms	02/14/2022	1025	-
7460	854	000000	809	CINTAS CORP	15.24	Uniforms	02/21/2022	1025	-
7460	854	000000	809	CINTAS CORP	15.24	Uniforms	02/28/2022	1025	-
7460	851	000000	177	CLOUDFLARE	1.25	Server DNS Failover - Subscription - Monthly	02/02/2022	5250	-
7460	851	000000	177	CLOUDFLARE	2.15	Domain Name Transfer - 1 Yr Extension - stoughtonutilities.com	02/02/2022	5250	-
7460	851	000000	177	CLOUDFLARE	2.53	Domain Name Transfer - 1 Yr Extension - stoughtonutilities.org	02/02/2022	5250	-
7460	851	000000	177	CLOUDFLARE	2.53	Domain Name Transfer - 1 Yr Extension - stoutil.org	02/02/2022	5250	-
7460	851	000000	177	CLOUDFLARE	2.49	Domain Name Transfer - 1 Yr Extension - stoughtonutilities.net	02/02/2022	5250	-
7460	851	000000	177	CLOUDFLARE	2.49	Domain Name Transfer - 1 Yr Extension - stoutil.net	02/02/2022	5250	-
7460	851	000000	177	CLOUDFLARE	2.15	Domain Name Transfer - 1 Yr Extension - stoutil.com	02/02/2022	5250	-
7460	851	000000	177	CLOUDFLARE	5.00	Server DNS Failover - Additional Origins - Monthly	02/02/2022	5250	-
7450	921	000000	177	CLOUDFLARE	1.00	Server DNS Failover - Subscription - Monthly	02/02/2022	5250	-
7450	921	000000	177	CLOUDFLARE	1.71	Domain Name Transfer - 1 Yr Extension - stoughtonutilities.com	02/02/2022	5250	-
7450	921	000000	177	CLOUDFLARE	2.02	Domain Name Transfer - 1 Yr Extension - stoughtonutilities.org	02/02/2022	5250	-
7450	921	000000	177	CLOUDFLARE	2.02	Domain Name Transfer - 1 Yr Extension - stoutil.org	02/02/2022	5250	-
7450	921	000000	177	CLOUDFLARE	1.99	Domain Name Transfer - 1 Yr Extension - stoughtonutilities.net	02/02/2022	5250	-
7450	921	000000	177	CLOUDFLARE	1.99	Domain Name Transfer - 1 Yr Extension - stoutil.net	02/02/2022	5250	-
7450	921	000000	177	CLOUDFLARE	1.71	Domain Name Transfer - 1 Yr Extension - stoutil.com	02/02/2022	5250	-
7450	921	000000	177	CLOUDFLARE	4.00	Server DNS Failover - Additional Origins - Monthly	02/02/2022	5250	-
7430	921	000000	177	CLOUDFLARE	2.75	Server DNS Failover - Subscription - Monthly	02/02/2022	5250	-
7430	921	000000	177	CLOUDFLARE	4.71	Domain Name Transfer - 1 Yr Extension - stoughtonutilities.com	02/02/2022	5250	-
7430	921	000000	177	CLOUDFLARE	5.56	Domain Name Transfer - 1 Yr Extension - stoughtonutilities.org	02/02/2022	5250	-
7430	921	000000	177	CLOUDFLARE	5.56	Domain Name Transfer - 1 Yr Extension - stoutil.org	02/02/2022	5250	-
7430	921	000000	177	CLOUDFLARE	5.47	Domain Name Transfer - 1 Yr Extension - stoughtonutilities.net	02/02/2022	5250	-
7430	921	000000	177	CLOUDFLARE	5.47	Domain Name Transfer - 1 Yr Extension - stoutil.net	02/02/2022	5250	-
7430	921	000000	177	CLOUDFLARE	4.71	Domain Name Transfer - 1 Yr Extension - stoutil.com	02/02/2022	5250	-
7430	921	000000	177	CLOUDFLARE	11.00	Server DNS Failover - Additional Origins - Monthly	02/02/2022	5250	-
7450	930	000000	411	CSWEA	20.00	Employee Training - BHoops - Registration - MEG Government Affairs	02/14/2022	5250	-
7460	851	000000	411	CSWEA	40.00	Gov Affairs Seminar-Erickson	02/14/2022	8200	-
7460	850	000000	411	CSWEA	20.00	Employee Training - BHoops - Registration - MEG Government Affairs	02/14/2022	5250	-
7430	926	000000	894	CULVERS EAU CLAIRE-GOLF	10.75	Meals-School-Seiling	02/25/2022	5200	-
7430	926	000000	894	CULVERS OF EAU CLAIRE W	10.12	Meals-School-Seiling	02/24/2022	5200	-
7430	930	000000	994	DECKER SUPPLY INC	42.70	Battery	02/04/2022	4100	-
7430	593	000000	894	DOUGHBOYZ PIZZA	19.41	Lunch-School-Kurtzweil	02/28/2022	6820	-
7460	832	000000	795	EMS INDUSTRIAL, INC.	63.43	Bearings-North Digester Pump Motor	02/10/2022	8200	-

Date: Tuesday, March 08, 2022

Time: 01:36PM

User: SGUNSOLUS

Stoughton Utilities Posting Preview Report

Select By: {PSSPurchCard.RefNbr} = '0000000138'

Company	Account	Sub	Vendor ID	Merchant	Amount	Description	Post Date	Emp ID	Projec
7430	934	000000	369	EQUIPMENT DEPOT MILWAUKE	69.00	Pump Maintenance	02/10/2022	4100	-
7460	834	000000	148	FASTENAL COMPANY 01WISTG	54.28	Salt-Sidewalks	02/23/2022	8200	-
7460	833	000000	148	FASTENAL COMPANY 01WISTG	36.56	GBT Hardward	02/02/2022	8710	-
7450	663	000000	148	FASTENAL COMPANY 01WISTG	34.74	Bolts-Meter Testing	02/15/2022	7400	-
7450	663	000000	148	FASTENAL COMPANY 01WISTG	128.07	Meter Bolts	02/18/2022	8700	-
7430	926	000000	894	GODFATHER'S PIZZA	13.18	Meals-School-Seiling	02/22/2022	5200	-
7460	832	000000	236	GRAINGER	36.98	Gaskets-South Digester Water Pump	02/10/2022	8200	-
7430	926	000000	894	GRIZZLYS WOOD FIRED GRIL	24.03	Meals-School-Seiling	02/25/2022	5200	-
7430	926	000000	894	HOLIDAY INN EXP & SUITES	616.38	Lodging-Seiling-School	02/28/2022	5200	-
7430	926	000000	894	HOLIDAY STATIONS 3719	3.96	Meals-School-Seiling	02/28/2022	5200	-
7430	926	000000	894	HOLIDAY STATIONS 3719	3.68	Meals-School-Seiling	02/25/2022	5200	-
7430	926	000000	894	HOLIDAY STATIONS 3719	3.68	Meals-School-Seiling	02/23/2022	5200	-
7430	926	000000	894	HOLIDAY STATIONS 3719	5.98	Meals-School-Seiling	02/24/2022	5200	-
7430	926	000000	894	HOLIDAY STATIONS 3719	3.68	Meals-School-Seiling	02/22/2022	5200	-
7430	932	000000	322	IN SUNDANCE BIOCLEAN, IN	510.00	Janitorial Services	02/16/2022	4000	-
7430	926	000000	994	KWIK TRIP 47200004721	2.51	Meals-School-Seiling	02/23/2022	5200	-
7430	933	000000	994	KWIK TRIP 47200004721	61.00	Fuel	02/28/2022	5200	-
7430	926	000000	994	KWIK TRIP 47200004721	4.49	Meals-School-Seiling	02/22/2022	5200	-
7430	926	000000	894	KWIK TRIP 79600007963	9.36	Meals-School-Seiling	02/28/2022	5200	-
7430	593	000000	894	LODGE AT MAUSTON	114.37	Lunch-School-Kurtzweil	02/28/2022	6820	-
7460	828	000000	767	MADISON TRUCK EQUIPMENT	831.58	Repair Snowplow Wiring	02/04/2022	8200	-
7430	593	000000	894	MARGARITAS	20.05	Dinner-Line School	02/01/2022	6830	-
7430	926	000000	894	MCDONALD'S F10771	6.85	Meals-School-Seiling	02/25/2022	5200	-
7430	926	000000	894	MCDONALD'S F10771	6.85	Meals-School-Seiling	02/23/2022	5200	-
7430	926	000000	894	MCDONALD'S F3903	5.69	Meals-School-Seiling	02/23/2022	5200	-
7430	926	000000	894	MCDONALD'S F7285	6.85	Meals-School-Seiling	02/21/2022	5200	-
7430	921	000000	836	MICROSOFT#G008434168	38.32	STaaS - Azure - Cold Backup Storage	02/21/2022	5250	-
7450	921	000000	836	MICROSOFT#G008434168	13.93	STaaS - Azure - Cold Backup Storage	02/21/2022	5250	-
7460	851	000000	836	MICROSOFT#G008434168	17.44	STaaS - Azure - Cold Backup Storage	02/21/2022	5250	-
7460	851	000000	836	MSFT E0400HBUA9	8.71	SaaS - o365 - Microsoft 365 Apps for Business	02/03/2022	5250	-
7450	921	000000	836	MSFT E0400HBUA9	6.96	SaaS - o365 - Microsoft 365 Apps for Business	02/03/2022	5250	-
7430	921	000000	836	MSFT E0400HBUA9	19.15	SaaS - o365 - Microsoft 365 Apps for Business	02/03/2022	5250	-
7430	921	000000	836	MSFT E0400HBVZK	34.81	SaaS - o365 - Project Desktop Tier 3	02/03/2022	5250	-
7450	921	000000	836	MSFT E0400HBVZK	12.66	SaaS - o365 - Project Desktop Tier 3	02/03/2022	5250	-
7460	851	000000	836	MSFT E0400HBVZK	15.83	SaaS - o365 - Project Desktop Tier 3	02/03/2022	5250	-
7460	851	000000	836	MSFT E0400HCA1A	5.00	SaaS - o365 - Project Online Tier 1	02/03/2022	5250	-
7450	921	000000	836	MSFT E0400HCA1A	4.00	SaaS - o365 - Project Online Tier 1	02/03/2022	5250	-
7430	921	000000	836	MSFT E0400HCA1A	11.00	SaaS - o365 - Project Online Tier 1	02/03/2022	5250	-
7430	921	000000	836	MSFT E0400HCREC	22.83	SaaS - o365 - Skype for Business Online II	02/03/2022	5250	-
7450	921	000000	836	MSFT E0400HCREC	8.30	SaaS - o365 - Skype for Business Online II	02/03/2022	5250	-
7460	851	000000	836	MSFT E0400HCREC	10.39	SaaS - o365 - Skype for Business Online II	02/03/2022	5250	-
7460	851	000000	836	MSFT E0400HD2GM	15.83	SaaS - o365 - Visio Desktop Tier 2	02/04/2022	5250	-
7450	921	000000	836	MSFT E0400HD2GM	12.66	SaaS - o365 - Visio Desktop Tier 2	02/04/2022	5250	-
7430	921	000000	836	MSFT E0400HD2GM	34.81	SaaS - o365 - Visio Desktop Tier 2	02/04/2022	5250	-

Date: Tuesday, March 08, 2022

Time: 01:36PM

User: SGUNSOLUS

Stoughton Utilities Posting Preview Report

Select By: {PSSPurchCard.RefNbr} = '0000000138'

Company	Account	Sub	Vendor ID	Merchant	Amount	Description	Post Date	Emp ID	Projec
7430	593	000000	089	MUNICIPAL ELECTRIC UTILIT	500.00	Lineman University-Kurtzweil/Jefferson	02/23/2022	6820	-
7460	833	000000	830	NCL OF WISCONSIN INC	174.78	Acid/Tube Brushes	02/21/2022	8710	-
7460	833	000000	830	NCL OF WISCONSIN INC	51.13	Chemicals	02/28/2022	8710	-
7460	833	000000	974	NORTHERN LAKE SERVICE- IN	345.28	Sludge Samples	02/16/2022	8710	-
7460	840	000000	419	PAYFLOW/PAYPAL	30.78	Credit card processing - Desktop and Recurring	02/03/2022	5250	-
7460	840	000000	419	PAYFLOW/PAYPAL	24.14	Credit card processing - MyAccount Online	02/03/2022	5250	-
7450	903	000000	419	PAYFLOW/PAYPAL	23.08	Credit card processing - Desktop and Recurring	02/03/2022	5250	-
7450	903	000000	419	PAYFLOW/PAYPAL	16.09	Credit card processing - MyAccount Online	02/03/2022	5250	-
7430	903	000000	419	PAYFLOW/PAYPAL	64.12	Credit card processing - Desktop and Recurring	02/03/2022	5250	-
7430	233	001099	419	PAYFLOW/PAYPAL	10.27	Credit card processing - Desktop and Recurring	02/03/2022	5250	-
7430	903	000000	419	PAYFLOW/PAYPAL	112.66	Credit card processing - MyAccount Online	02/03/2022	5250	-
7430	233	001099	419	PAYFLOW/PAYPAL	8.06	Credit card processing - MyAccount Online	02/03/2022	5250	-
7430	593	000000	894	RADISSON HOTEL	396.00	Lodging-School-Ends	02/04/2022	6830	-
7430	930	000000		RIVERS BEND	41.15	Dinner-Line School	02/02/2022	6830	-
7430	921	000000	352	STAPLS7349382918000001	47.50	General office supplies	02/03/2022	3680	-
7430	233	001099	352	STAPLS7349382918000001	7.60	General office supplies	02/03/2022	3680	-
7460	851	000000	352	STAPLS7349382918000001	22.80	General office supplies	02/03/2022	3680	-
7450	921	000000	352	STAPLS7349382918000001	17.10	General office supplies	02/03/2022	3680	-
7450	921	000000	352	STAPLS7349383471000001	9.85	Kitchen and conference room meeting supplies	02/03/2022	3680	-
7460	851	000000	352	STAPLS7349383471000001	12.32	Kitchen and conference room meeting supplies	02/03/2022	3680	-
7430	921	000000	352	STAPLS7349383471000001	27.08	Kitchen and conference room meeting supplies	02/03/2022	3680	-
7430	921	000000	352	STAPLS7350164752000001	41.46	General Office Supplies	02/14/2022	3680	-
7430	233	001099	352	STAPLS7350164752000001	6.65	General Office Supplies	02/14/2022	3680	-
7450	921	000000	352	STAPLS7350164752000001	14.92	General Office Supplies	02/14/2022	3680	-
7460	851	000000	352	STAPLS7350164752000001	19.90	General Office Supplies	02/14/2022	3680	-
7460	851	000000	352	STAPLS7350164752000002	49.76	Mailing supplies - Envelopes	02/17/2022	3680	-
7430	921	000000	352	STAPLS7350164752000002	103.68	Mailing supplies - Envelopes	02/17/2022	3680	-
7430	921	000000	352	STAPLS7350164752000002	37.32	Mailing supplies - Envelopes	02/17/2022	3680	-
7430	233	001099	352	STAPLS7350164752000002	16.60	Mailing supplies - Envelopes	02/17/2022	3680	-
7460	851	000000	352	STAPLS7350245315000001	78.58	Whiteboard and supplies - WWTP	02/16/2022	3680	-
7460	834	000000	436	STOUGHTON LUMBER CO	24.57	Water Spigots	02/01/2022	8200	-
7430	593	000000	436	STOUGHTON LUMBER CO	81.96	Chain Saw Repairs	02/10/2022	6830	-
7430	232	001099	355	STUART C IRBY	4,185.00	Inventory-Polymer Cutouts	02/07/2022	4100	-
7430	593	000000	355	STUART C IRBY	206.51	Comp Splice/Eyenuts	02/10/2022	4100	-
7430	932	000000	355	STUART C IRBY	282.00	Flag Pole/Brushes	02/11/2022	4100	-
7430	593	000000	355	STUART C IRBY	23.05	Shipping Charges	02/14/2022	4100	-
7430	232	001099	355	STUART C IRBY	33,685.11	Electric Inventory-Wire	02/18/2022	4100	-
7430	593	000000	355	STUART C IRBY	750.00	Square Nuts/Washers	02/23/2022	4100	-
7430	593	000000	355	STUART C IRBY	160.00	Square Nuts	02/23/2022	4100	-
7460	827	000000	417	SUPERIOR CHEMICAL CORP	111.35	Foam Hand Sanitizer	02/08/2022	8200	-
7430	926	000000	578	THE SHOE BOX	253.20	Boots-Jefferson	02/21/2022	6840	-
7460	833	000000	164	THE UPS STORE 3617	46.45	Shipping-Samples	02/03/2022	8740	-
7430	933	000000	994	TRACTOR SUPPLY #2236	27.15	Propane-Forklift	02/10/2022	5275	-
7450	631	000000	994	TRACTOR SUPPLY #2236	12.99	Oil-Generator-Well #5	02/22/2022	8700	-

Date: Tuesday, March 08, 2022

Time: 01:36PM

User: SGUNSOLUS

Stoughton Utilities Posting Preview Report

Select By: {PSSPurchCard.RefNbr} = '0000000138'

Company	Account	Sub	Vendor ID	Merchant	Amount	Description	Post Date	Emp ID	Projec
7430	926	000000	894	TST THE NIGHT OWL FOOD &	92.74	Lunch-Safety School	02/18/2022	5200	-
7450	642	000000	824	UPS 1Z17Y6230390908972	11.69	Shipping of water samples to lab	02/10/2022	3680	-
7430	642	000000	824	UPS 1Z17Y6230391714385	11.69	Shipping of water samples to lab	02/21/2022	3680	-
7450	642	000000	824	UPS 1Z17Y6230394761364	11.69	Shipping of water samples to lab	02/10/2022	3680	-
7450	642	000000	824	UPS 1Z17Y6230395044771	11.69	Shipping of water samples to lab	02/21/2022	3680	-
7450	642	000000	824	UPS 1Z17Y6230396067763	11.69	Shipping of water samples to lab	02/07/2022	3680	-
7450	642	000000	824	UPS 1ZG194WT0301328684	11.69	Shipping of water samples to lab	02/07/2022	3680	-
7460	834	000000	571	USA BLUE BOOK	71.81	Sump Pump Float Switch	02/22/2022	8200	-
7450	652	000000	571	USA BLUE BOOK	-76.64	Chemical Feed Parts	02/11/2022	8700	-
7450	652	000000	571	USA BLUE BOOK	76.64	Chemical Feed Parts	02/10/2022	8700	-
7450	652	000000	571	USA BLUE BOOK	76.64	Chemical Feed Parts	02/10/2022	8700	-
7430	934	000000	269	UTILITY SALES & SERVICE	20,074.52	Annual Dielectric Testing/Inspect/Repairs	02/10/2022	4000	-
7430	934	000000	269	UTILITY SALES & SERVICE	3,597.22	Annual Dielectric Testing-Truck #2	02/16/2022	4000	-
7450	642	000000	675	WI STATE HYGIENE LAB	26.00	Fluoride Analysis	02/04/2022	7400	-
Total:					74,829.60				

Stoughton Utilities

Financial Summary

January 2022 YTD

Overall Summary:

YTD 2022 operating income is \$183,499, up \$4,030 from 2021. The January financials when compared to prior years should be taken with a heavy grain of salt as they are prone to being skewed by timing of expenses, exaggerated percentage changes, seasonal changes, etc.

Electric Summary:

January operating income was \$113,182, up \$8,155 from the prior year YTD. 2022 operating revenues were \$182,675, or 15.4%, higher than 2021. This is the result of 5.9% increase in electric sales from January 2021.

The rate of return was 1.52% compared to 0.72% for YTD 2021. Unrestricted cash balances are \$4.8 million (3.7 months of sales).

Water Summary:

Operating revenues were down \$375, or -0.2%, from prior YTD 2021. Total gallons sold in January were about 9.9% lower than 2021.

Operating expenses were down \$236, or -0.2%, compared to the prior year.

The rate of return was 0.82% compared to 0.40% for YTD 2021. Unrestricted cash balances are -\$357,365 (-1.9 months of sales). The negative cash flow is due to a delay in the funding reimbursement for the public side replacements of the lead service lateral program. We are currently working with the DNR on a loan to cover those costs.

Wastewater Summary:

2022 operating revenue was \$168,857, which is up \$639, or 0.4% from 2021.

Operating expenses were up \$4,625, or 3.3%, from 2021.

Unrestricted cash balances were \$1.2 million (7.2 months of sales). Just a reminder, we have over \$900,000 in capital projects planned for 2022, which will draw down these funds.

Submitted by:
Shannon Statz

STOUGHTON UTILITIES

Balance Sheets

As of January 31, 2022

	<u>Electric</u>	<u>Water</u>	<u>Wastewater</u>	<u>Combined</u>
Assets				
Cash & Investments	\$ 6,984,433	\$ 910,957	\$ 2,805,527	\$ 10,700,917
Customer A/R	1,662,592	240,739	217,058	2,120,389
Other A/R	277,346	-	-	277,346
Other Assets	1,152,899	255,374	155,727	1,564,000
Plant in Service	31,142,724	17,385,165	33,060,406	81,588,295
Accumulated Depreciation	(15,889,743)	(6,192,487)	(13,766,234)	(35,848,464)
Plant in Service - CIAC	6,091,369	8,885,753	-	14,977,122
Accumulated Depreciation-CIAC	(2,150,725)	(2,627,260)	-	(4,777,985)
Construction Work in Progress	580,652	1,892,334	30,941	2,503,927
GASB 68 Deferred Outflow	1,000,371	344,049	406,809	1,751,229
Total Assets	\$ 30,851,918	\$ 21,094,624	\$ 22,910,234	\$ 74,856,776
Liabilities + Net Assets				
Accounts Payable	\$ (65,649)	\$ 64,868	\$ 44,901	\$ 44,120
Payable to City of Stoughton	539,423	447,455	-	986,878
Interest Accrued	25,179	22,592	22,592	70,363
Other Liabilities	745,103	112,049	84,619	941,771
Long-Term Debt	3,132,141	3,207,344	3,283,295	9,622,780
Net Assets	25,302,065	16,841,559	19,067,176	61,210,800
GASB 68 Deferred Inflow	1,173,656	398,757	407,651	1,980,064
Total Liabilities + Net Assets	\$ 30,851,918	\$ 21,094,624	\$ 22,910,234	\$ 74,856,776

STOUGHTON UTILITIES

Year-to-Date Combined Income Statement

January 31, 2021

	Electric	Water	Wastewater	Total
<i>Operating Revenue:</i>				
Sales	\$ 1,321,710	\$ 184,688	\$ 167,188	\$ 1,673,586
Other	45,294	6,494	1,669	53,457
<i>Total Operating Revenue:</i>	\$ 1,367,004	\$ 191,182	\$ 168,857	\$ 1,727,043
<i>Operating Expense:</i>				
Purchased Power	976,659	-	-	976,659
Expenses (Including Taxes)	136,413	66,884	69,943	273,240
PILOT	38,333	35,833	-	74,166
Depreciation	102,417	42,062	75,000	219,479
<i>Total Operating Expense:</i>	\$ 1,253,822	\$ 144,779	\$ 144,943	\$ 1,543,544
<i>Operating Income</i>	\$ 113,182	\$ 46,403	\$ 23,914	\$ 183,499
Non-Operating Income	(131,195)	713,282	422,847	1,004,934
Non-Operating Expense	(9,874)	(7,501)	(6,667)	(24,042)
<i>Net Income</i>	\$ (27,887)	\$ 752,184	\$ 440,094	\$ 1,164,391

STOUGHTON UTILITIES

Year-to-Date Combined Income Statement

January 31, 2021

	Electric	Water	Wastewater	Total
<i>Operating Revenue:</i>				
Sales	\$ 1,136,805	\$ 185,887	\$ 167,574	\$ 1,490,266
Other	47,524	5,670	644	53,838
<i>Total Operating Revenue:</i>	\$ 1,184,329	\$ 191,557	\$ 168,218	\$ 1,544,104
<i>Operating Expense:</i>				
Purchased Power	802,542	-	-	802,542
Expenses (Including Taxes)	135,094	65,620	71,985	272,699
PILOT	39,250	37,333	-	76,583
Depreciation	102,417	42,062	68,333	212,812
<i>Total Operating Expense:</i>	\$ 1,079,303	\$ 145,015	\$ 140,318	\$ 1,364,635
<i>Operating Income</i>	\$ 105,027	\$ 46,542	\$ 27,900	\$ 179,469
Non-Operating Income	119,841	7,228	20,288	147,358
Non-Operating Expense	(10,033)	(6,463)	(7,332)	(23,828)
<i>Net Income</i>	\$ 214,835	\$ 47,308	\$ 40,856	\$ 302,999

STOUGHTON UTILITIES

Rate of Return

Year-to-Date January 31, 2022

	<u>Electric</u>	<u>Water</u>
Operating Income (Regulatory)	\$ 113,182	\$ 46,403
Average Utility Plant in Service	15,368,979	8,639,083
Average Accumulated Depreciation	(7,857,037)	(3,049,503)
Average Materials and Supplies	142,113	29,886
Average Regulatory Liability	11,080	17,114
Average Customer Advances	(209,371)	-
Average Net Rate Base	\$ 7,455,763	\$ 5,636,580
January 2022 Rate of Return	1.52%	0.82%
January 2021 Rate of Return	0.72%	0.40%
December 2020 Rate of Return	5.16%	4.20%
Authorized Rate of Return	4.90%	5.00%

STOUGHTON UTILITIES
Cash and Investments Summary
As of January 31, 2022

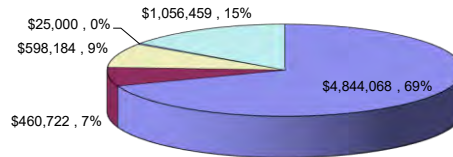
Electric

January 2022

Unrestricted (3.7 months sales)	\$	4,844,068
Bond Reserve	\$	460,722
Redemption Fund (P&I)	\$	598,184
Depreciation	\$	25,000
Designated	\$	1,056,459
Total	\$	6,984,433

Electric Cash - January 2022

■ Unrestricted (3.7 months sales)
 ■ Bond Reserve
 ■ Redemption Fund (P&I)
 ■ Depreciation
 ■ Designated



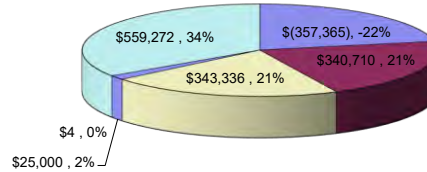
Water

January 2022

Unrestricted (-1.9 months sales)	\$	(357,365)
Bond Reserve	\$	340,710
Redemption Fund (P&I)	\$	343,336
Depreciation	\$	25,000
Construction	\$	4
Designated	\$	559,272
Total	\$	910,957

Water Cash - January 2022

■ Unrestricted (-1.9 months sales)
 ■ Bond Reserve
 ■ Redemption Fund (P&I)
 ■ Construction
 ■ Designated



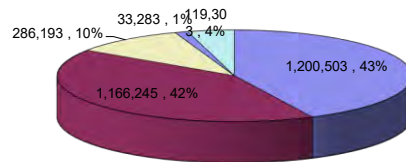
Wastewater

January 2022

Unrestricted (7.2 months sales)	1,200,503
DNR Replacement	1,166,245
Redemption Fund (P&I)	286,193
Depreciation	33,283
Designated	119,303
Total	2,805,527

Wastewater Cash - January 2022

■ Unrestricted (7.2 months sales)
 ■ DNR Replacement
 ■ Redemption Fund (P&I)
 ■ Depreciation
 ■ Designated



Stoughton Utilities

Financial Summary

February 2022 YTD

Overall Summary:

YTD 2021 operating income was \$325,424, up \$22,213 from 2021.

Electric Summary:

2022 operating income was \$188,500, up \$4,778 from 2021 at the same time. The 2022 YTD operating revenues were \$209,311, or 9.0%, higher than 2021. While kWh sales were 4.8% lower than 2021, the increase in revenues was due to a positive PCAC figure. Operating expenses were up \$204,534 or 9.5% from 2021 due to an increase in purchase power costs of \$200,247.

The rate of return was 1.24% compared to 1.26% for YTD 2021. Unrestricted cash balances are \$5 million (4.1 months of sales).

Water Summary:

Operating income was up \$12,479, or 15.3%, from 2021 YTD. Operating revenues were up \$1,659, or 0.4%, from prior YTD 2021. Total gallons sold YTD were about 4.4% lower than 2021. The slight increase in revenue is due to an accounting change for some water meter charges, as directed by the Public Service Commission during our last rate case.

Operating expenses were down \$10,821, or 3.6%, compared to the prior year at this time.

The rate of return was 0.84% compared to 0.71% for YTD 2021. Unrestricted cash balances are -\$753,526 (-4.1 months of sales).

Wastewater Summary:

2022 YTD operating income was \$42,976, up \$4,956, or 13% from 2021. 2022 operating revenue was down \$4,034, or 1.2%, from 2021. Sales were down 1,034,000 gallons, or 4.4% from 2021.

Operating expenses were down \$8,989, or 3.1%, compared to the prior year at this time.

Unrestricted cash balances were \$1.2 million (4.5 months of sales).

Submitted by:
Shannon Statz

STOUGHTON UTILITIES

Balance Sheets

As of February 28, 2022

	<u>Electric</u>	<u>Water</u>	<u>Wastewater</u>	<u>Combined</u>
Assets				
Cash & Investments	\$ 7,011,475	\$ 622,879	\$ 2,909,347	\$ 10,543,701
Customer A/R	1,591,015	242,196	207,354	2,040,565
Other A/R	197,081	-	-	197,081
Other Assets	1,143,519	255,013	155,727	1,554,259
Plant in Service	31,178,500	17,385,165	33,060,406	81,624,071
Accumulated Depreciation	(15,997,660)	(6,235,229)	(13,841,234)	(36,074,123)
Plant in Service - CIAC	6,265,076	8,885,753	-	15,150,829
Accumulated Depreciation-CIAC	(2,150,725)	(2,627,260)	-	(4,777,985)
Construction Work in Progress	456,964	1,893,874	30,941	2,381,779
GASB 68 Deferred Outflow	1,000,371	344,049	406,809	1,751,229
Total Assets	\$ 30,695,616	\$ 20,766,440	\$ 22,929,350	\$ 74,391,406
Liabilities + Net Assets				
Accounts Payable	\$ (52,184)	\$ 64,868	\$ 44,902	\$ 57,586
Payable to City of Stoughton	202,711	71,678	-	274,389
Interest Accrued	31,429	30,092	29,259	90,780
Other Liabilities	465,501	112,049	84,619	662,169
Long-Term Debt	3,132,141	3,207,344	3,283,295	9,622,780
Net Assets	25,742,361	16,881,650	19,079,625	61,703,636
GASB 68 Deferred Inflow	1,173,656	398,757	407,651	1,980,064
Total Liabilities + Net Assets	\$ 30,695,615	\$ 20,766,438	\$ 22,929,351	\$ 74,391,404

STOUGHTON UTILITIES

Year-to-Date Combined Income Statement

February 28, 2022

	Electric	Water	Wastewater	Total
<i>Operating Revenue:</i>				
Sales	\$ 2,481,080	\$ 369,160	\$ 324,553	\$ 3,174,793
Other	58,809	13,144	3,337	75,290
<i>Total Operating Revenue:</i>	\$ 2,539,889	\$ 382,304	\$ 327,890	\$ 3,250,083
<i>Operating Expense:</i>				
Purchased Power	1,791,927	-	-	1,791,927
Expenses (Including Taxes)	277,962	132,566	134,914	545,442
PILOT	76,666	71,666	-	148,332
Depreciation	204,834	84,124	150,000	438,958
<i>Total Operating Expense:</i>	\$ 2,351,389	\$ 288,356	\$ 284,914	\$ 2,924,659
<i>Operating Income</i>	\$ 188,500	\$ 93,947	\$ 42,976	\$ 325,424
Non-Operating Income	248,272	713,330	433,429	1,395,031
Non-Operating Expense	(16,125)	(15,001)	(13,334)	(44,460)
<i>Net Income</i>	\$ 420,647	\$ 792,276	\$ 463,071	\$ 1,675,995

STOUGHTON UTILITIES

Year-to-Date Combined Income Statement

February 28, 2021

	Electric	Water	Wastewater	Total
<i>Operating Revenue:</i>				
Sales	\$ 2,262,823	\$ 369,306	\$ 328,306	\$ 2,960,434
Other	67,755	11,339	3,618	82,712
<i>Total Operating Revenue:</i>	\$ 2,330,578	\$ 380,645	\$ 331,924	\$ 3,043,146
<i>Operating Expense:</i>				
Purchased Power	1,589,477	-	-	1,589,477
Expenses (Including Taxes)	274,044	140,387	157,237	571,668
PILOT	78,500	74,666	-	153,166
Depreciation	204,834	84,124	136,666	425,624
<i>Total Operating Expense:</i>	\$ 2,146,855	\$ 299,177	\$ 293,903	\$ 2,739,936
<i>Operating Income</i>	\$ 183,722	\$ 81,468	\$ 38,020	\$ 303,211
Non-Operating Income	113,501	7,325	20,419	141,245
Non-Operating Expense	(25,339)	(12,926)	(14,664)	(52,929)
<i>Net Income</i>	\$ 271,885	\$ 75,867	\$ 43,775	\$ 391,527

STOUGHTON UTILITIES
Cash and Investments Summary
As of February 28, 2022

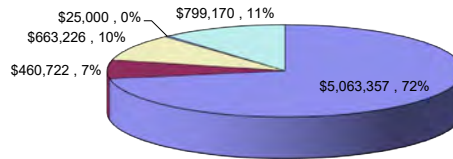
Electric

February 2022

Unrestricted (4.1 months sales)	\$	5,063,357
Bond Reserve	\$	460,722
Redemption Fund (P&I)	\$	663,226
Depreciation	\$	25,000
Designated	\$	799,170
Total	\$	7,011,475

Electric Cash - February 2022

■ Unrestricted (4.1 months sales) ■ Bond Reserve ■ Redemption Fund (P&I) ■ Depreciation ■ Designated



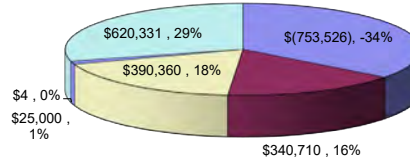
Water

February 2022

Unrestricted (-4.1 months sales)	\$	(753,526)
Bond Reserve	\$	340,710
Redemption Fund (P&I)	\$	390,360
Depreciation	\$	25,000
Construction	\$	4
Designated	\$	620,331
Total	\$	622,879

Water Cash - February 2022

■ Unrestricted (-4.1 months sales) ■ Bond Reserve ■ Redemption Fund (P&I)
■ Depreciation ■ Construction ■ Designated



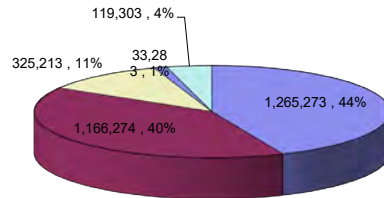
Wastewater

February 2022

Unrestricted (4.5 months sales)	1,265,273
DNR Replacement	1,166,274
Redemption Fund (P&I)	325,213
Depreciation	33,283
Designated	119,303
Total	2,909,346

Wastewater Cash - February 2022

■ Unrestricted (4.5 months sales) ■ DNR Replacement
■ Redemption Fund (P&I) ■ Depreciation ■ Designated



STOUGHTON UTILITIES
Rate of Return
Year-to-Date February 28, 2022

	<u>Electric</u>	<u>Water</u>
Operating Income (Regulatory)	\$ 188,500	\$ 93,947
Average Utility Plant in Service	30,645,218	17,199,539
Average Accumulated Depreciation	(15,465,309)	(5,962,787)
Average Materials and Supplies	314,341	54,699
Average Regulatory Liability	(55,404)	(85,574)
Average Customer Advances	(290,368)	-
Average Net Rate Base	\$ 15,148,477	\$ 11,205,877
February 2022 Rate of Return	1.24%	0.84%
February 2021 Rate of Return	1.26%	0.71%
December 2021 Rate of Return	6.17%	4.61%
Authorized Rate of Return	4.90%	4.90%

STOUGHTON UTILITIES
2022 Statistical Worksheet

Electric	Total Sales 2021 kWh	Total kWh Purchased 2021	Total Sales 2022 kWh	Total kWh Purchased 2022	Demand Peak 2021	Demand Peak 2022
January	11,902,372	12,568,526	12,604,215	13,090,652	21,527	22,855
February	11,678,924	11,992,637	11,111,183	11,372,253	23,755	21,873
March						
April						
May						
June						
July						
August						
September						
October						
November						
December						
TOTAL	23,581,296	24,561,163	23,715,398	24,462,905		

Water	Total Sales 2021 Gallons	Total Gallons Pumped 2021	Total Sales 2022 Gallons	Total Gallons Pumped 2022	Max Daily High 2021	Max Daily Highs 2022
January	34,519,000	38,064,000	31,078,000	36,158,000	1,435,000	1,457,000
February	33,979,000	38,757,000	32,481,000	32,026,000	1,602,000	1,411,000
March						
April						
May						
June						
July						
August						
September						
October						
November						
December						
TOTAL	68,498,000	76,821,000	63,559,000	68,184,000		

Wastewater	Total Sales 2021 Gallons	Total Treated Gallons 2021	Total Sales 2022 Gallons	Total Treated Gallons 2022	Precipitation 2021	Precipitation 2022
January	23,932,000	28,478,000	24,073,000	29,328,000	1.69	.51"
February	23,214,000	26,865,000	22,180,000	26,210,000	0.90	.58"
March						
April						
May						
June						
July						
August						
September						
October						
November						
December						
TOTAL	47,146,000	55,343,000	46,253,000	55,538,000	2.59	



Stoughton Utilities Activities Report

March 2022

Electric System Division

Brian R. Hoops
Assistant Utilities Director

Communications Attachments: Line crews completed a review of the fiber optic communication lines attached to SU poles that serve Stoughton schools, healthcare facilities, and local government offices. A full inventory of these attachments was collected per pole.

Developer-Lead Project Planning: There are several development projects in various planning stages. Developer cost estimates were provided for several new subdivisions in early March; scheduling is still tentative as we wait to hear each developer's schedule.

Electric Service Installations: During the month of March, we installed three new underground services, three temporary services for new construction, and six service upgrades, and completed three service repairs due to damage resulting from the major storm event.

Electric System Trouble Calls: During the month of March, staff responded to a total of 13 trouble calls, including the major windstorm and tornado, three failed transformers, two issues with inside customer meter sockets, five failed or blown cutouts and line fuses, one cable pigtail failure, and one customer-owned equipment failure.

March 5 Windstorm and Tornado: At approximately 10:00 p.m., a severe weather system passed through Stoughton, bringing strong straight-line winds across the southwest quadrant of the city limits and a tornado touchdown in the rural area of our service territory. The winds brought down our distribution lines as trees and limbs fell onto them, as well as brought down a stretch of higher voltage transmission system poles owned by the regional electrical transmission provider. Immediately following the weather event, approximately 75% of SU customers were without power; the large majority had power restored within six hours.

Stoughton Utilities crews worked throughout the night and following day to restore power to all customers, with the last customers having power restored a little over 24 hours following the initial event. SU crews were assisted by mutual aid crews from numerous other Wisconsin municipal electric utilities.

Project Estimating and Scheduling: Following the departure of several employees in our Electric System Division, staff developed a list of all projects planned or in progress and reviewed the current status. Working with staff from the Technical Operations Division, we reviewed our current customer project estimating and scheduling procedures, performed data recovery efforts to locate documents previously provided to the customer, and updated our existing estimating calculation spreadsheet and customer letter templates. Our existing customer inquiry and response tracking form was also updated to reflect changes in workflow.

Substation Inspections: Linemen resumed our monthly substation inspection program, completing inspections at all four substations and noting items of concern.

System Inspections - Overhead: Crews began a review of our overhead electric distribution systems, noting system deficiencies including aged arrestors and poles in a degraded condition. These inspections will be used to create a construction schedule over the late spring and summer months to complete preventative maintenance and replacements in the goal of reducing future customer outages.

Energy Services Section

Vacant
Stoughton Utilities and WPPI Energy Services Manager (ESM)

WPPI Energy advertised for this vacant position throughout March and received information from several qualified candidates. Initial phone screenings concluded, and the applicant pool was narrowed down for a first round of interviews with WPPI Energy staff. A second interview with the top candidate is scheduled in mid-April, planned to be held at Stoughton Utilities, with participation from WPPI energy staff and the directors of the member utilities served by this position.

During the vacancy period, Stoughton Utilities staff has been working directly with WPPI Energy employees depending upon the topic and has been assisted by an Energy Services Representative assigned to member communities in another region of the state.

Finance Division

Shannon M. Statz
Finance Manager

Annual Financial Audit Finalization: The City of Stoughton finance director has signed off on an actuarial study, which now finalized will allow our auditors to book entries for our liabilities relating to post-employment benefits. This process will result in a number of people and significant time spent to review and process the data, which may push our presentation of the audit report to the Stoughton Utilities Committee and Common Council out to June 2022. Aside from typical entries for pensions and other post-employment benefits (OPEB), I have been preliminarily made aware of three adjusting audit entries related to our 2021 audit.

Debt Transfer Setup and Scheduling: It's debt payment season! April and May are due dates for our debt repayments, and I have worked to setup automatic payment transfers for some of our debts to reduce the number of mailed checks.

Employee Purchase Card Program Updates: I have been working with our banking services provider to update administrator and approver access for the online management portal of our employee purchase card program to me from the former city finance director. Additionally, the assistant utilities director has been added as a backup administrator should something unexpected occur and I am unable to complete the monthly duties.

Lead Service Line Replacement Project - Safe Drinking Water Loan: Now that the lead service line replacement project is complete and all project costs have been calculated and paid, we need to work to complete the requirements from the Wisconsin Department of Natural Resources to finalize and close on our loan funded by the State of Wisconsin Safe Drinking Water Loan (SDWL) Program. Proceeds from the SDWL will be used to reimburse the utility reserve accounts used to fund the 2021 replacement of all public LSLs.

Public Service Commission Annual Reporting: Each year, the utility is required to submit annual benchmarking reports to the commission for the electric and water utilities. These reports include financial and statistical report on utility revenues, collections, depreciation, asset installation and maintenance, and more, with an annual filing deadline of May 1, 2022. I have been working on this report as time allows.

Sewer Rate Review: Work began on the potential adjustment to sanitary sewer rates. A projected rate increase was included in the approved 2022 budget, and our goal is to finalize and implement any adjustment by June 1.

State of Wisconsin LM-003 Reporting: We have filed our annual revenues report for all utility sales outside of the city limits, which includes electric utility billings to customers in the five townships that we serve. The state calculates and bills the utility an annual operating fee based on this data.

Typical Monthly Duties: Finance Division staff completed all typical monthly financial and accounting duties including review and preparation of the monthly financial reports, authorization and coding review and reconciliation

of the employee purchase cards program, daily and monthly cash balancing, funds transfers, consumption reports, work order closing, and balancing of accounts payable and receivable, construction work in progress, inventory and project controller, and customer advances.

Technical Operations Division

Brian R. Hoops
Assistant Utilities Director

Customer Billings: Erin Goldade, billing and metering specialist, processed 9,662 customer billing statements totaling \$1.59M during the month of March, including the primary monthly billing and supplemental daily billings following customer moves throughout each month.

Electric utility billings during the month totaled \$1.179M, water utility billings totaled \$0.186M, wastewater utility billings totaled \$0.158M, and stormwater utility billings totaled \$0.065M.

Total utility billings for the month increased by 2.5% over the same period in 2021.

Our wholesale purchased power during March was 11,343 MWh with a peak demand of 19.84 MW occurring on March 10 at 7:00 p.m.

Customer Payments: During the month of March, staff processed 9,331 customer payments totaling \$1.77M, including 1,386 checks, 1,520 lockbox payments, 399 credit cards by phone and in person, 1,650 My Account online payments, 3,605 AutoPay payments by credit card and bank withdrawal, 709 direct bank payments, and \$7,450 in cash.

Delinquent Collections: As of March 1, there were 1,503 active accounts carrying delinquent balances totaling \$332,700, and 57 closed accounts carrying delinquent balances totaling \$7,100. Of the total amount delinquent, \$79,750 was 30 or more days past due.

During the month of March, the following collection activity occurred:

- 10-day notices of pending disconnection were mailed to 327 delinquent accounts with past-due balances totaling \$73,350, averaging \$224 per customer. These customers are all either non-residential or have residential water service.
 - Additional past-due notices were mailed to 336 delinquent accounts with past-due balances totaling \$75,500, averaging \$240 per customer. Accounts receiving a past-due notice do not have a utility service that can be disconnected over the winter months.
- One day prior to scheduled disconnection, automated phone calls were made to 197 customers providing a final warning of potential service disconnection.
- Two electric service disconnections and one water service disconnection were completed for balances totaling \$610, averaging \$203 per disconnected customer.

We ended the month of March with \$79,050 remaining 30 or more days past due. For comparison, 30+ day delinquencies are 54% lower than this time last year (\$171,500).

Carol Cushing, collections technician, continues to work with individual customers to create deferred payment agreements when requested, as well as to provide proactive payment reminders to habitually delinquent customers hoping to restore responsible and timely payment habits.

All severely delinquent accounts are reviewed for additional collections opportunities, including placement with the Wisconsin Department of Revenue's (DOR) State Debt Collection (SDC) program and the DOR Tax Refund Intercept Program (TRIP). Notices of potential SDC and TRIP filings will be mailed to currently delinquent customers, with periodic reviews and new notifications continuing throughout the winter months.

Education & Customer Outreach: Brandi Yungen, customer service technician, continued to utilize our social media presence to provide important and timely information to our customers, as well as to maintain regulatory compliance through required customer education and outreach.

Our social media posts in March reached 15,600 viewers with an average engagement and participation rate of 11.4%.

Topics included:

- Ongoing outage status updates through the major storm restoration efforts
- Our annual 2021 Year in Review with a link to download the full report
- Information about a recent donation from our Project RoundUp fund
- Program information about our Nights and Weekends Smart Plan time of day rates
- Daylight savings time themed safety tips
- Spring outage safety and preparation tips
- Fix a Leak Week 2022, with information about water conservation and home maintenance
- Information about upcoming service disconnections and the cold weather moratorium comes to a close, including information about energy assistance financial programs
- Our annual Public Power Scholarship
- The value of public power utilities

In addition to social media, customer outreach materials were created to continue our lead public education program, with an information and instructional mailing being drafted on the topic of faucet aerator cleaning/replacement and flushing your home's plumbing systems. These materials are scheduled to be distributed to customers in April. Our Home Energy Report was mailed to all residential customers providing an annual look at their energy use trends and providing comparisons to other similarly sized Stoughton homes.

Press releases were created and distributed on a variety of topics, including announcing the new Wisconsin Help for Homeowners financial assistance program, recognition of our electric line crew for National Lineworker Appreciation Day, announcing APPA national recognition of SU's safety practices with the Safety Award of Excellence, announcing APPA's national recognition of SU's exceptional system reliability, and cautioning customers against electric service disconnections as the cold weather moratorium comes to a close.

Energy Assistance: During the months of March, energy assistance (EA) payments totaling \$14,360 were received from the State of Wisconsin Public Benefits Program and applied to 132 customer accounts to assist these customers with their seasonal home heating expenses.

The 2021-22 heating season will run through May 1, with customer applications for seasonal energy accepted through that date. Emergency crisis funding, as well as additional funding provided through the Wisconsin Emergency Rental Assistance and Help for Homeowners programs will continue to be available throughout the heating season.

Lineman Appreciation Day Coloring Contest: To celebrate National Lineworker Appreciation Day on April 18, Stoughton Utilities will be offering a coloring contest for children that live within SU's service territory.

The coloring contest runs now through April 23 to raise awareness of Stoughton Utilities and the Electric Lineworker profession. SU will continue to promote the contest through March and early April using our social media, the Tower Times, an advertisement in the Hub, and a billing statement insert.

Children ages 4-12 are eligible, with judging occurring using three age groups. A first-place winner will be selected from each age group and a grand prize winner chosen at random. Submissions will be displayed in the utility lobby when received.

MEUW and APPA Safety Award Programs: Stoughton Utilities received national recognition for safe operating practices, earning the APPA's Safety Award of Excellence. SU earned a first-place award in the category for utilities with 15,000 to 30,000 worker-hours of annual worker exposure.

Stoughton Utilities is awaiting the results of our application for statewide recognition through the MEUW Safety Achievement Award for safe operating practices.

Public Power Scholarship: We have reviewed and updated the criteria for our annual \$1,000 Public Power Scholarship. This year, Stoughton High School students have the option of writing an essay discussing the advantages of public power, why energy efficiency is important, what the schools can do to reduce their energy use, investments in renewable energy, and/or the important issues facing municipal electric utilities, or by demonstrating the value of a public power utility through any other project of their choice.

The scholarship application deadline is May 1.

Severe Storm Event and Outage Restoration: Technical Operations employees assisted field crews during the outage restoration efforts resulting from the March 5 severe windstorm and tornado. Employees kept the SU Facebook page up to date, reporting ongoing restoration efforts and estimated numbers of customers remaining without service. Employees also delivered meals and supplies to the numerous electric crews from SU and responding mutual aid communities that were working on SU's system.

Through the week, customer service employees answer customer and electrician questions regarding damage repairs, and scheduled service orders to restore the customers that experienced damage preventing them from being restored the first day.

Several community organizations and individual customers reached out to SU over the following week to provide thanks and recognition for the hard work completed during the weekend restoration effort.

Technology and Automation Projects: We continued the planning efforts for several major projects, including the upgrade of our electric SCADA systems and the multi-year implementation of an outage management system. Staff received and approved the SCADA upgrade proposal and began preliminary work to prepare our systems. We met with the vendor for further discussions of the outage management system scope of work in advance of a proposal.

Wastewater Division

Brian G. Erickson
Wastewater System Supervisor

The wastewater treatment facility processed an average daily flow of 1.024 million gallons with a monthly total of 31.729 million gallons. The total precipitation for the month was 3.48 inches.

Collection System Maintenance: Wastewater operators replaced a failing sanitary sewer manhole by excavating the collapsed blocks and rebuilding using new a concrete top section and casting rings. Operators also flushed sanitary sewer mains in advance of the main televising crew.

Collection System Televising: Wastewater operators, with the assistance of an operator from the Water System Division, have been televising the existing sanitary sewer mains located in areas where future reconstruction projects are planned in upcoming CIP years to ascertain the condition of the existing infrastructure. Televising has also been occurring along the USH 51 / Main Street corridor in anticipation of reconstruction project design associated with the DOT Highway 51 Majors project.

Following the completion of televising upcoming project areas, we will move on to televising the remainder of the collection system. We anticipate this to be a process that will continue throughout the year.

We delivered our past inspection database and captured videos to the vendor of our new televising software package to be converted for the new software. We anticipate having the new software in place and employee training completed in mid to late spring.

Employee Continuing Education: All Wastewater System Division employees completed a first aid and CPR training course to renew their certifications. Supplemental classroom and hands-on training will occur in April.

Lift Station Maintenance: We continue to experience issues at the 8th Street lift station due to improper disposal of diapers, rags, and other household items coming from the neighboring development. This station is planned for replacement in the CIP, and replacement design will utilize new pumping technology that we anticipate will reduce the number of issues.

We purchased a new portable standby generator that will be primarily assigned for use at the Vennevoll lift station. This generator also has the ability to change output voltage, so it can also be used at other locations if needed.

March 5 Storm Response: The severe storm and resulting electric service outages resulted in power outages at several sanitary lift stations and the treatment plant. The on-call wastewater operator monitored the status of water

and wastewater operations powered by permanent onsite standby generation, including the treatment facility, and operated portable standby generators at several sanitary lift stations.

During normal work hours in the days following the storm, wastewater operators inspected wastewater utility properties and cleared debris from the lift station in Nordic Ridge.

Plant Maintenance: Operators took down the primary clarifier #1 for maintenance, which exposed signs of failure on the collector chains; repairs will be completed upon receipt of replacement parts. Operators also rebuilt the alum chemical dosing and injection pumps for the gravity belt thickener (GBT) and adjusted the dissolved air flotation (DAF) system for efficient operation. We are in the process of scheduling a contractor to complete the south digester cleaning.

In anticipation of future plant maintenance needs, we are working to finalize a new three-year service contract for the emergency and preventative maintenance our mixers and pumps. This equipment runs 24/7/365 and its operation is crucial for our treatment operations.

Water Division

Kent F. Thompson
Water System Supervisor

Annual System Valve Exercising: Water Operators exercised 85 main line distribution and hydrant lead auxiliary valves throughout the water system. Regulation requires that all distribution valves be exercised once every two to five years and all hydrant auxiliary valves be exercised once every five to seven years to ensure they will function properly when needed in an emergency. We have completed the exercising of approximately 60% of the 400 valves that will be exercised in 2022 as part of this program.

Employee Continuing Education: One water operator participated in a webinar titled webinar "Fire Flow Testing and Assessing System Health" hosted by the American Water Works Association (AWWA). The training was focused on becoming reacquainted with the basics of hydrant testing, understanding the importance and requirements for a valid hydrant flow test, and developing techniques for assessing the level of service provided in the distribution system.

March 5 Storm Response: The severe storm and resulting electric service outages resulted in power outages at several water towers and wells, as well as sanitary lift stations. The on-call water operator monitored the status of water and wastewater operations powered by permanent onsite standby generation and operated portable standby generators at several sanitary lift stations. Pumping operations were adjusted to fully utilize the wells not affected by outages and then later adjusted back as electric service was restored.

During normal work hours in the days following the storm, water operators cleared debris from utility properties and made repairs to damaged fences at water facilities.

Meter Testing - 1 ½ and 2-inch: Water operators scheduled and completed meter bench testing of all remaining 1 ½ and 2-inch meters throughout the water distribution system that had not yet been tested in 2022. State statute regulates the testing of these meters to be conducted every four years to ensure accuracy. Testing occurs at the SU office and takes approximately 2 hours, after which the meters are returned to the locations from which they were removed.

Large Meter Replacement: One 3" meter was replaced at a large industrial customer following routine testing that showed the meter no longer tested within acceptable standards. Water operators replaced the meter on a Saturday morning while the facility was not in production.

Sanitary Sewer Televising: One water operator has been assisting the Wastewater System Division with the televising of the sanitary sewers along the USH 51 / Main Street corridor to determine the condition of the mains.

Service Leaks: One water service leak occurred and was repaired by the 2021 lead service replacement contractor. The leak occurred between the tapping saddle and corporation valve, requiring the water main to be shut down to

make the repair. The resulting service interruption affected 35 residential customers for approximately three hours. SU water operators assisted the repair by isolating the main, providing material and flushing hydrants after repairs.

Street Pulverization Projects: In preparation for the street pulverization projects that will occur throughout the city over the summer months, water operators inspected and saw cut around five damaged valve boxes, which will be excavated and repaired closer to the start of the project.

Vehicles vs. Hydrants: A hydrant was struck by a truck in March, causing it to break off yet remain salvageable. Water operators completed repairs to the hydrant the following day.

The hydrant that was struck by a car in February was not able to be salvaged and had to be replaced by a contractor. SU water operators assisted the contractor by isolating the hydrant and providing inventory and fill materials. Terrace restoration will be completed by SU in upcoming weeks as weather allows.

Water Main Breaks: One water main break on a privately-owned water main owned by an industrial customer. This main is a 4" cast iron main that has a history of breaks, and currently only serves one small building. Approximately 90,000 gallons of water was lost before water operators were able to isolate the main, which remains disconnected from SU's distribution system. The customer has not yet decided if they plan to repair the main or abandon it and serve the building from another main.

Please visit our website at www.stoughtonutilities.com to view current events, follow project schedules, view Utilities Committee meeting notices, packets and minutes, review our energy conservation programs, or to learn more about your Stoughton Utilities electric, water, and wastewater services. You can also view your current and past billing statements, update your payment and billing preferences, enroll in optional account programs, and make an online payment using *My Account* online.



Stoughton Utilities

600 South Fourth Street
P.O. Box 383
Stoughton, WI 53589-0383

Serving Electric, Water & Wastewater Since 1886

Date: April 13, 2022
To: Stoughton Utilities Committee
From: Jill M. Weiss, P.E.
Stoughton Utilities Director
Subject: Stoughton Utilities Communications

March 10, 2022 Sample Stoughton Utilities Home Energy Report. Customized reports were mailed to all Stoughton Utilities customers in March that provided historical electric and water usage information and graphs from the past year and showed comparisons to average usage of similar homes in the community.

March 10, 2022 Stoughton Utilities press release regarding the upcoming end of the cold weather electric disconnection moratorium, ending on April 15, providing information about deferred payment agreements, and energy assistance availability and how to apply.

March 11, 2022 Thank you notes from Stoughton Utilities customers received in response to the outage restoration efforts resulting from the March 5 storm event.

March 15, 2022 Group photos of Stoughton Utilities linemen receiving thanks from Stoughton Utilities customers for their outage restoration work.

March 29, 2022 Stoughton Utilities press release regarding SU being awarded the American Public Power Association's Safety Award of Excellence for safe operating practices in 2021.

April 1, 2022 Stoughton Utilities press release regarding SU being recognized by the American Public Power Association exception for distribution system reliability. SU's average service availability index is 99.993%

April 1, 2022 Stoughton Utilities news release regarding National Lineman Appreciation Day, held annually on April 18.

April 4, 2022 Stoughton Utilities press release regarding the availability of a new assistance program to help homeowners with past due utility bills.

April 5, 2022 Excerpt from the Municipal Electric Utilities of Wisconsin (MEUW) monthly Live Lines publication (volume 71, issue 4) discussing the mutual aid restoration efforts following the March 5 storm event

April 8, 2022 Stoughton Utilities billing statement insert proving an entry form and information about our Thank-A-Lineworker coloring contest, held to recognize National Lineman Appreciation Day on April 18th.



PRSR STD
US POSTAGE
PAID
MADISON, WI
PERMIT NO. 1121

**LOOK INSIDE
TO SEE YOUR CUSTOMIZED
HOME ENERGY REPORT**

*****AUTO**5-DIGIT 53511
SAMPLE CUSTOMER
1234 EAST MAIN ST
STOUGHTON WI 53589-0000

T24
28754



HOME ENERGY REPORT

As your locally owned and not-for-profit utility, we strive to provide safe, reliable and responsible service to homes and businesses in Stoughton. Enclosed is your personalized Home Energy Report – a summary of your 2021 electric and water usage and how it compares to similar-sized homes in our community. The purpose of this report is to help you understand and manage your energy costs now and in the future. **We are here to help.**

Please visit our website or contact us directly for more information on available programs for your home.

Sincerely,
Jill Weiss, Utilities Director

EASILY MANAGE YOUR ENERGY AND WATER USE.

Interested in viewing your energy and water use throughout the year? With MyAccount, you can spot trends, track your usage and pay your bill, too.

- Access data across all your devices and stay up-to-date
- Track and compare your usage
- Securely pay your bill online or sign up for AutoPay

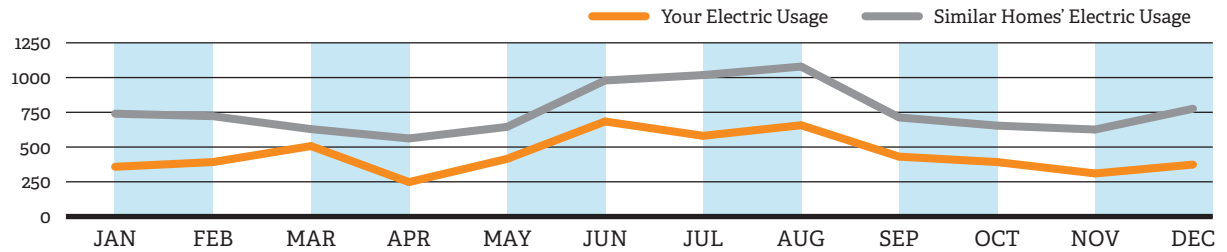


FOR MORE INFO, VISIT
STOUGHTONUTILITIES.COM

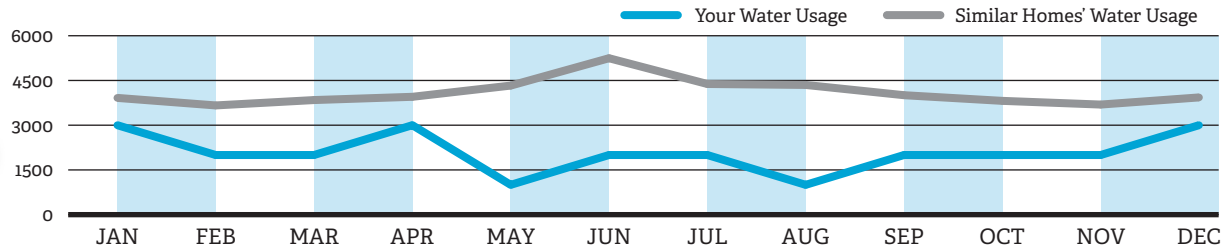
PERSONAL UTILITY DATA FOR: 1234 EAST MAIN STREET

We've prepared this personalized report to help you understand your electric and water usage and how it compares to similar-sized homes in our community.

ELECTRIC USAGE (in kWh)



WATER USAGE (in gal)



HOW DOES YOUR USAGE COMPARE?

IF YOU ARE HIGHER THAN AVERAGE...

Evaluate what may be causing higher usage in your home:



Electric heat • Space heater
Electric water heater



Air conditioner • Dehumidifier
Electric water heater



And don't forget! Water usage, including lawn watering in the summer and leaky toilets and faucets, can contribute to your water and sewer bills.

Looking for low-cost ways to cut energy waste, boost your comfort and lower your energy bills?
Visit stoughtonutilities.com to learn more.

YOUR 2021 TOTALS

Your Electricity Usage

5,349 kWh

\$1.98
cost per day

Your Water Usage

25,000 gal.

\$0.50
cost per day

AVERAGE ANNUAL USAGE IN OUR COMMUNITY

Home Size	Electricity (kWh)	Water (gal)
<1,000 sq ft	6540	31000
1,001-1,250 sq ft	7710	41810
1,251-1,500 sq ft	8110	42890
1,501-1,750 sq ft	9150	49130
1,751-2,000 sq ft	9500	51790
>2,000 sq ft	10360	54660



Stoughton Utilities

600 South Fourth Street
P.O. Box 383
Stoughton, WI 53589-0383

Serving Electric, Water & Wastewater Since 1886

News Release

Stoughton Utilities

FOR IMMEDIATE RELEASE

March 10, 2022

Contact: Brian Hoops, Assistant Utilities Director

Stoughton Utilities Cautions Against Electric Service Disconnections as Moratorium Ends

Wisconsin's moratorium expires April 15, 2022, but help is available to avoid disconnection.

Stoughton Utilities is advising electric and water customers who are behind on their bills to immediately pay any delinquent balances, or make payment arrangements with the utility to avoid service disconnection.

Wisconsin's moratorium on residential service disconnection ends April 15, 2022. After that date, utilities statewide may begin to disconnect service to customers who are past due on payment of their electric bills. Stoughton Utilities plans to disconnect service to all severely delinquent accounts on April 21.

“The end of the winter moratorium on disconnections is fast approaching, and we have a responsibility to do what we can to collect unpaid bills in order to keep rates low for all of our customers,” said Brian Hoops, Assistant Utilities Director. “We encourage customers struggling with their electric bills to reach out to us here at the utility and to contact assistance programs like the Wisconsin Home Energy Assistance Program.”

Customers can contact Stoughton Utilities to see if they are eligible to establish a deferred payment arrangement, which can spread payment of delinquent balances out over a period of time. The utility will negotiate payment options with each eligible customer based upon their unique financial situation, however will require a down-payment of at least one-third the past-due balance.

Deferred payment agreements can not be offered to any tenant customer who has defaulted on a deferred payment agreement in the past 12 months, or is responsible for any account arrearages that were placed on any property owner's tax bill in the City of Stoughton in the past 24 months. Customers with greater than \$100 of account arrearages that are more than 90 days past due or any balance that accrued during the winter moratorium that is more than 80 days past due are also ineligible for a deferred payment agreement.

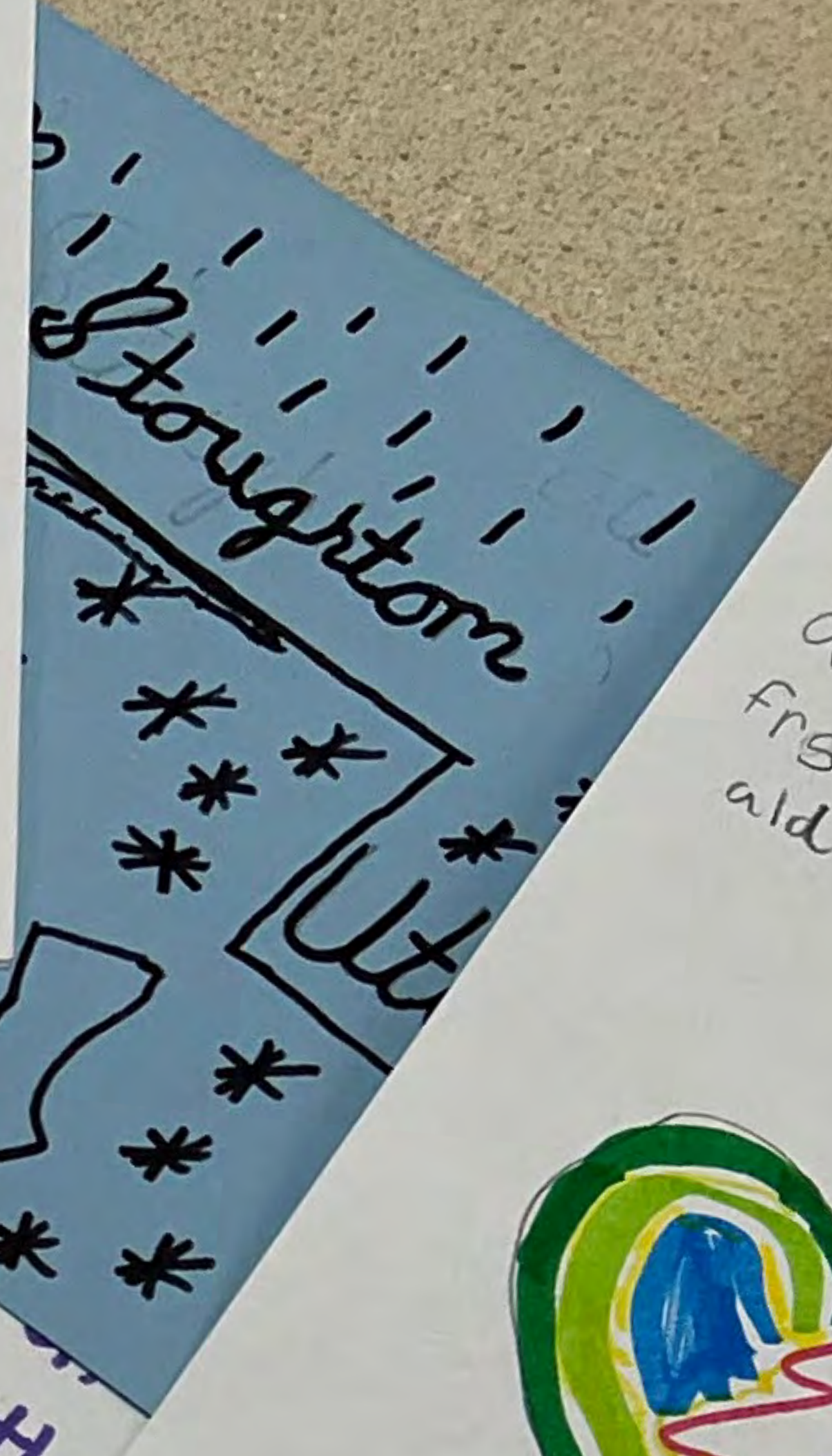

The Wisconsin Home Energy Assistance Program (WHEAP) provides bill pay assistance to help income-eligible residents with heating costs, electric costs, and energy crises. Residents at risk of disconnection may be eligible for crisis assistance even if they have already received a benefit from WHEAP. For more information, including eligibility criteria, customers can call 1-866-432-8947 or visit homeenergyplus.wi.gov to connect with their local energy assistance agency.

Homeowners may also qualify for Wisconsin Help for Homeowners (WHH), a new statewide program that can help with overdue bills like utility and mortgage payments. Visit homeownerhelp.wi.gov or call (855) 246-6394 for more information and eligibility guidelines.

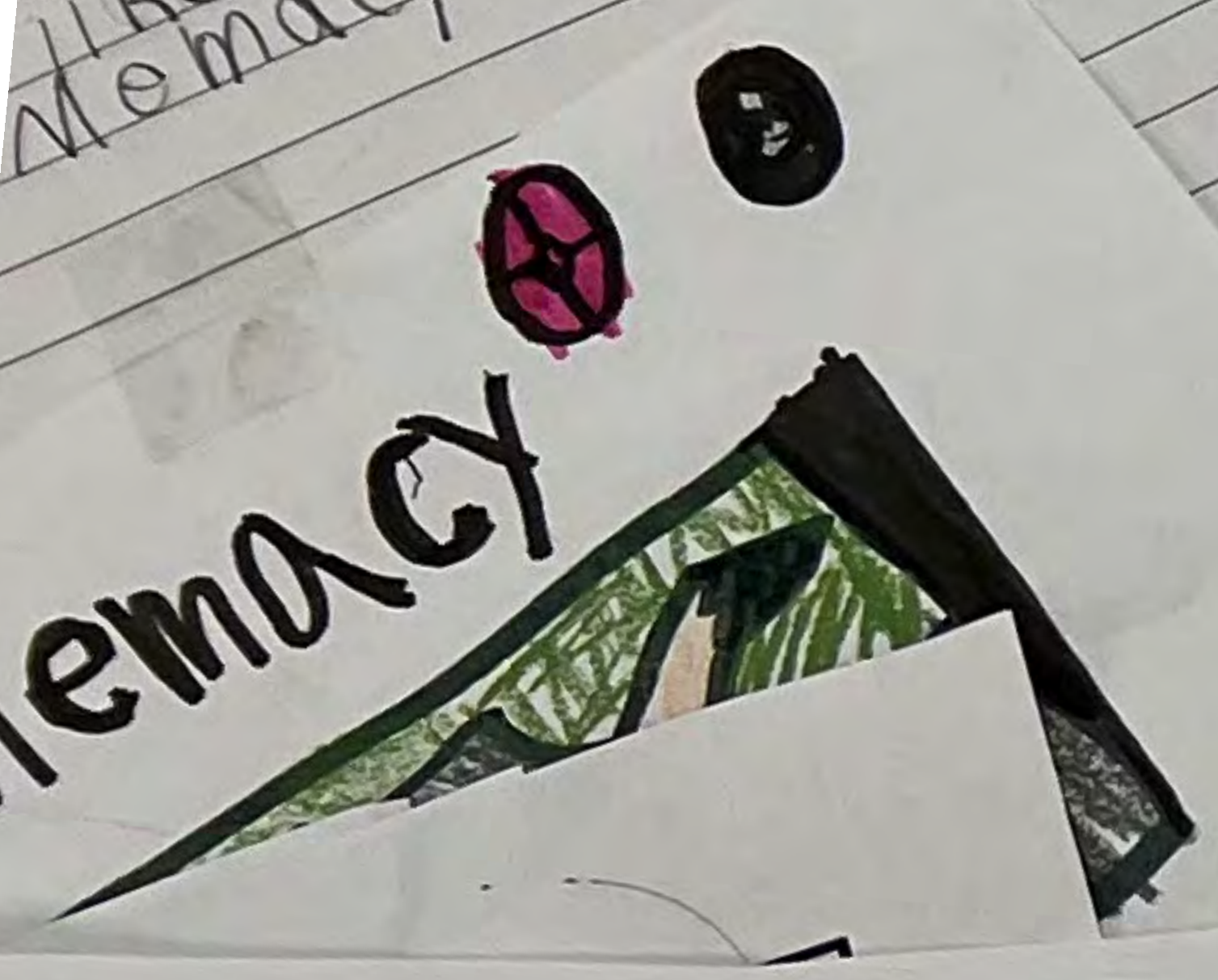
Customers can review their account balances and make payments online at stoughtonutilities.com. To make payment arrangements or to explore payment options with the utility, customers can contact Stoughton Utilities at (608) 873-3379 during normal business hours of 8:00 a.m. to 4:00 p.m., Monday through Friday.

Stoughton Utilities
to you
from
micrh


Dear M8
Utilities
for
wires
of my
I fully colored
I think you
is a home made
poke man card




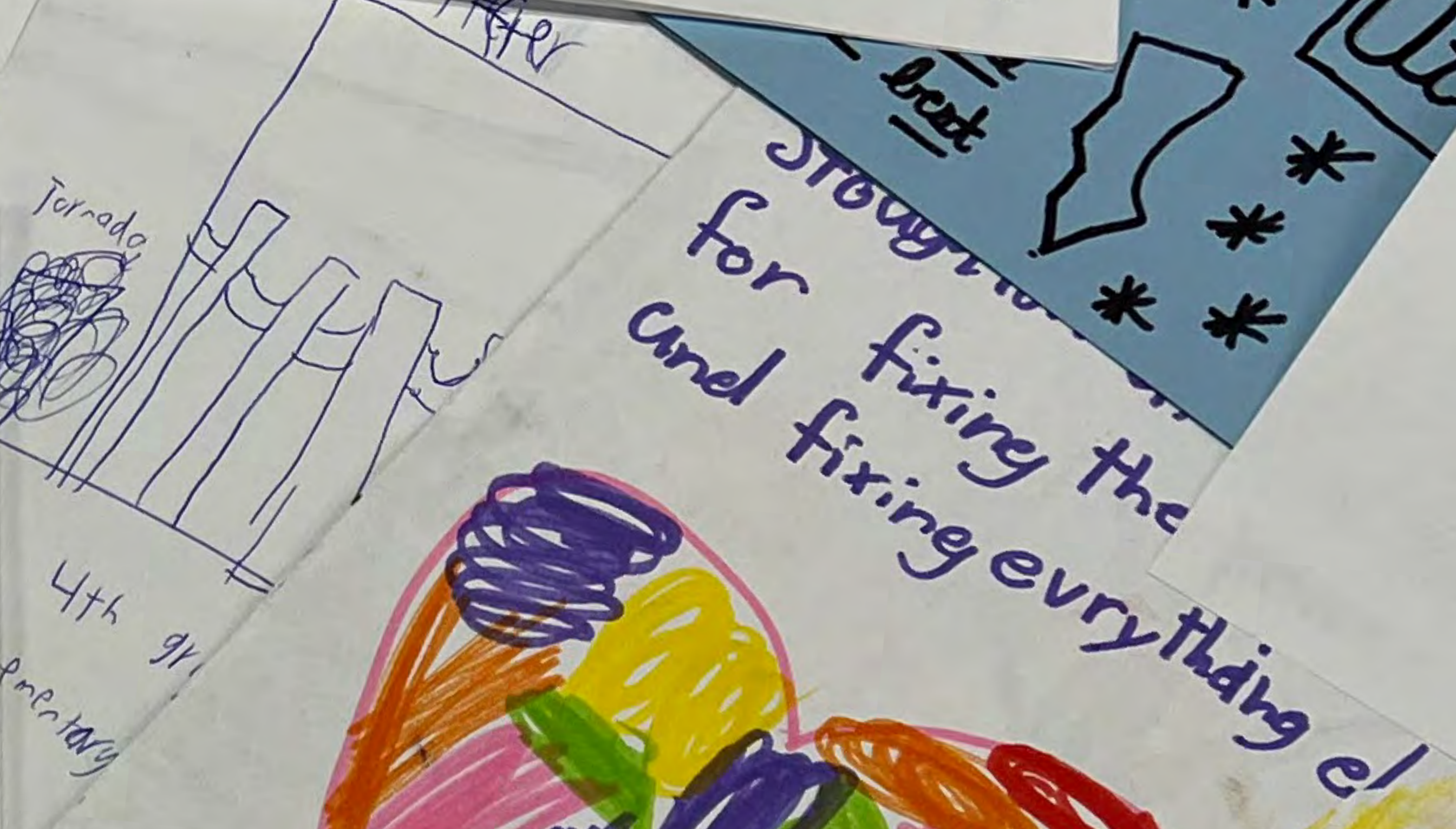
Dear Utility
thanks you for wires
and trees and power
and cleaning and power
and sincerely name Eliza
first grade 1
aid grade 1
7 years



love
att



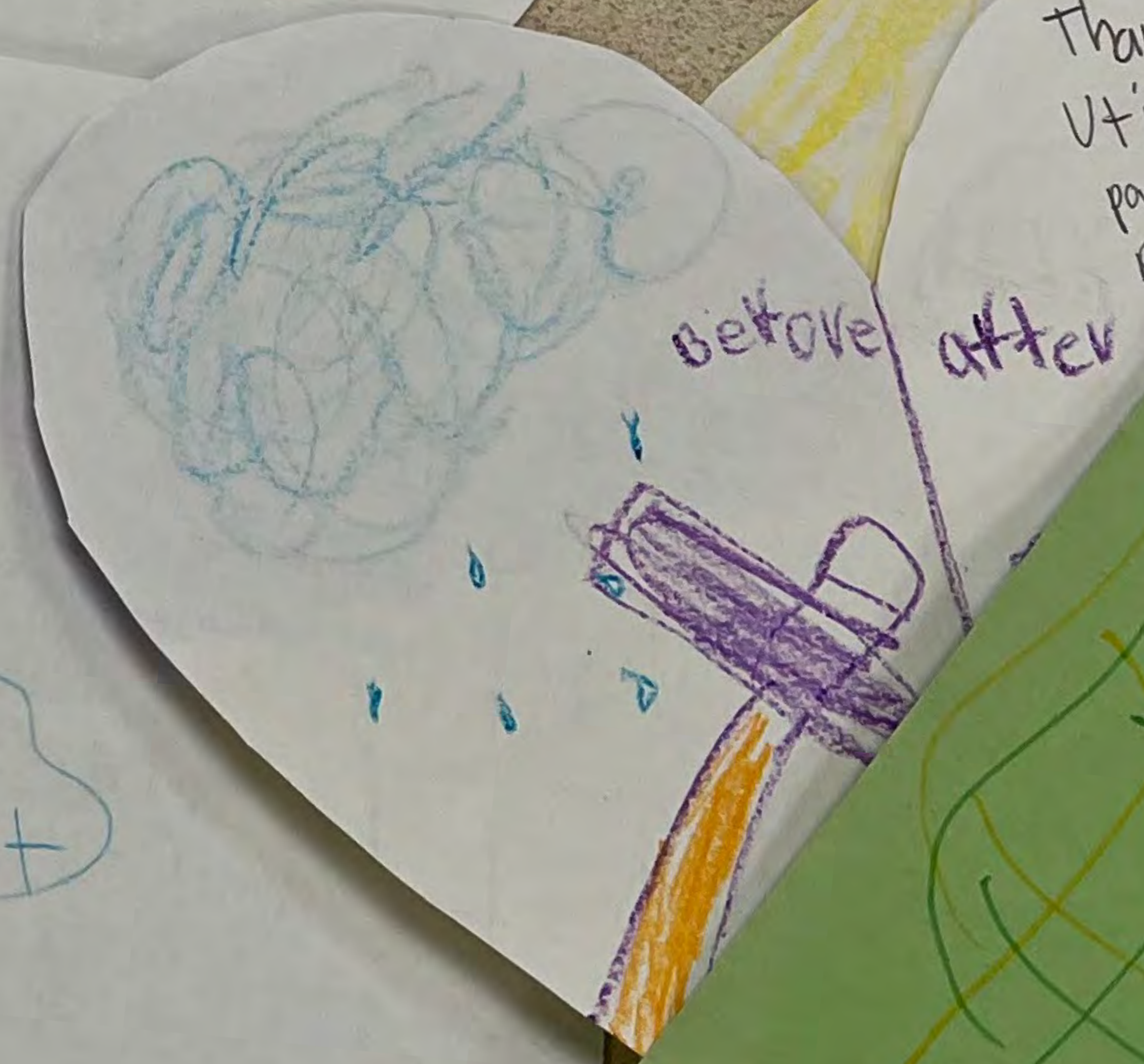

Thank




3/3/22
stoughton utilities workers
Thank you for helping
the storm and the
Thank you for working
hard and quickly. I
you have a great day.

From
Jackson

dear lines workers
Thank you for
fixing out power
in Stoughton. If power
did school wouldnt be
warm and we cant
learn. And our houses
would be dark and cold
all day long.



Thank you, Stoughton
Utilities
power lines
power






Kindly pass on
our sincere thanks
to the crews who did
an awesome job
restoring our power
after the tornado.
We are sure it was
a most difficult
task. Our Community
is blessed to have such
wonderful services!

Thank you,
Joni Stone Krutson

Textiles have been created in Asian countries for thousands of years,
often distinguished by the patterns and materials of a particular region.



STOUGHTON
Utilities:

Just a short
note for your
hard work during
this last storm
to restore power
to as many as
possible under
the circumstances.

I am not
unaware of
being called out
of bed to work
to make repairs.
You did with
the added peril
and frustration
of high winds
gusting. Thank You
Stay Safe -
Your lives are
more important than
our power.

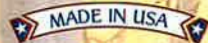
Kevin + Angie

JOHN FIELDER'S COLORADO

John Fielder is a nationally renowned photographer, publisher, teacher, and preservationist. He hikes and skis hundreds of miles each year—and drives thousands—in order to record on film sublime natural places. His photos have been produced into more than 30 exhibit-format and guidebooks. Nature photography is a second career for John, but a lifelong avocation, beginning with his first visit to Colorado at the age of 14: "I was simply smitten by this wall of snow-capped peaks above a treeless plain...I realized at that moment that someone or something had guided me to this place, and that I belonged here for the rest of my life." His photography has influenced people and legislation, earning him awards from many major conservation groups, including the Sierra Club's Ansel Adams Award. He speaks to thousands of people each year to rally support for land-use and environmental issues. John lives with his family near Denver.

LEANIN' TREE

AN AMERICAN TRADITION SINCE 1949



Visit us at LeaninTree.com



3.79 USA 4.95 Canada TKG47830

Photography by John Fielder ©
www.johnfielder.com

© Leanin' Tree Inc. Made in Boulder, CO, USA



Thank You

3-11-22

Thank-you to Stoughton
utilities, cedarburg Light +
Water, Lakemills Light +
Water + any others For
working so hard to get
the lights on after
the tornado. my Grand kids
were with me at my home ³⁻¹⁵⁻²² & were so scared.
our kids have been
through so much with
everything going on. they
first thought russia got
ahold of a cyber attack.
again Thank - you so
much!

Ronda Chase
1215 Jackson St.
crossing guard for
Fox Prairie School.



Stoughton Utilities
FOUNDED 1886
Electric • Wastewater • Water





600 South Fourth Street
P.O. Box 383
Stoughton, WI 53589-0383

Serving Electric, Water & Wastewater Since 1886

News Release

Stoughton Utilities

FOR IMMEDIATE RELEASE

March 29, 2022

Contact: Jill Weiss, Utilities Director

135 Utilities Awarded for Outstanding Safety Practices

One hundred thirty-five utilities have earned the American Public Power Association's (APPA) Safety Award of Excellence for safe operating practices in 2021.

318 utilities from across the country entered the annual Safety Awards. Entrants were placed in categories according to their number of worker-hours and ranked based on the most incident-free records during 2021. A utility's incidence rate, used to judge entries, is based on its number of work-related reportable injuries or illnesses and the number of worker-hours during 2021, as defined by the Occupational Safety and Health Administration (OSHA).

"In our industry, safety is the top priority," said Bob Scudder, Chair of APPA's Safety Committee and Industrial Hygiene and Corporate Risk Manager at Grand River Dam Authority. "This is a commitment that needs to come from the top down and permeate every aspect of operations. These awarded utilities have embraced this priority, and they deserve to be celebrated."

The Safety Awards have been held annually for more than 65 years. A complete list of winners is available at www.PublicPower.org.

###

Founded in 1886, Stoughton Utilities serves electric customers in Stoughton and the surrounding area; and wastewater and water customers in Stoughton.

The American Public Power Association is the voice of not-for-profit, community-owned utilities that power 2,000 towns and cities nationwide. We represent public power before the federal government to protect the interests of the more than 49 million people that public power utilities serve, and the 93,000 people they employ. Our association advocates and advises on electricity policy, technology, trends, training, and operations. Our members strengthen their communities by providing superior service, engaging citizens, and instilling pride in community-owned power.



Stoughton Utilities

600 South Fourth Street
P.O. Box 383
Stoughton, WI 53589-0383

Serving Electric, Water & Wastewater Since 1886

News Release

Stoughton Utilities

FOR IMMEDIATE RELEASE

April 1, 2022

Contact: Jill Weiss, Utilities Director

STOUGHTON UTILITIES RECEIVES RECOGNITION FOR EXCEPTIONAL SYSTEM RELIABILITY IN 2021

Stoughton Utilities has received national recognition for achieving exceptional electric reliability in 2021. The recognition comes from the American Public Power Association (APPA), a trade group that represents more than 2,000 not-for-profit, community-owned electric utilities.

The Association helps electric utilities track power outage and restoration data through its subscription-based eReliability Tracker service and then compares the data to national statistics tracked by the U.S. Energy Information Administration for all types of electric utilities.

“Once again, public power utilities have demonstrated their commitment to providing highly reliable power to their customers.” said Alex Hofmann, APPA’s Vice President of Technical and Operations Services. “We commend these utilities for their hard work when it comes to keeping the lights on in their communities.”

Nationwide, the average public power customer has their lights out for less than half the time, compared to other types of utilities.

“We are proud to receive this recognition. It is a testament to the hard work of all our staff to ensure that we keep Stoughton powered,” said Jill Weiss, Utility Director at Stoughton Utilities.

For more information on Stoughton Utilities and its commitment to reliability, visit www.stoughtonutilities.com

###



Stoughton Utilities

600 South Fourth Street
P.O. Box 383
Stoughton, WI 53589-0383

Serving Electric, Water & Wastewater Since 1886

News Release

Stoughton Utilities

FOR IMMEDIATE RELEASE

April 1, 2022

Contact: Jill Weiss, Utilities Director

Thank a Lineworker on National Lineworker Appreciation Day

Lineworkers have a vital role in the community, working in harsh weather and sometimes hazardous conditions to keep electricity flowing year-round, and to restore power immediately during an outage. In honor of National Lineworker Appreciation Day on April 18, Stoughton Utilities commends its lineworkers' commitment to service and safety.

“Our lineworkers are on call twenty-four hours a day, seven days a week, and they have to be ready for any situation. They are often the first responders during storms, making the scene safe for other public safety workers. We value the work they do every day to maintain reliable service to homes and businesses,” said Stoughton Utilities Director, Jill Weiss.

Line work is not easy. Lineworkers must have the physical strength and agility to be able to climb poles, dig trenches, lift heavy equipment, and more, all while wearing equipment that can weigh around 45 pounds. They also expose themselves to danger every day, whether it be working with energized high voltage lines, or working 50 feet off the ground on a pole or in a bucket lift. Since power outages can happen at any time and can be caused by anything from a storm to a car accident, lineworkers need to be prepared to spring to action at a moment's notice.

There continues to be a strong demand for highly trained lineworkers. Learning the trade often involves completing a technical college program, followed by completing a four-year apprenticeship program and on-the-job training.

Stoughton Utilities is also holding their annual Lineworker Appreciation Day Coloring Contest. Two grand prize winners will be randomly selected to receive a \$50 gift card, and one winner from each of four age groups will be chosen by utility to receive a \$25 gift card. Visit stoughtonutilities.com/coloring for details.

###

Founded in 1886, Stoughton Utilities serves electric customers in Stoughton and the surrounding area; and wastewater and water customers in Stoughton.



Stoughton Utilities

600 South Fourth Street
P.O. Box 383
Stoughton, WI 53589-0383

Serving Electric, Water & Wastewater Since 1886

News Release

Stoughton Utilities

FOR IMMEDIATE RELEASE

April 4, 2022

Contact: Jill Weiss, Utilities Director

New Assistance Programs Can Help Residents with Past Due Utility Bills

Qualifying households can receive funds to pay overdue utility bills, mortgage payments, and property taxes

Stoughton Utilities is spreading awareness of resources that can help local homeowners experiencing financial hardship. The American Rescue Plan allocated funds to mitigate economic stress associated with the COVID-19 pandemic, and those programs are now accessible. Qualifying homeowners can receive help with overdue utility bills, mortgage payments, and property taxes.

“The pandemic has left deep scars in our community, and we want our friends and neighbors to know that there is financial help available,” said Jill Weiss, Utilities Director. “We encourage anyone struggling to pay their bills to check and see if they qualify.”

The Wisconsin Help for Homeowners program is available to individuals and families in Wisconsin who have experienced economic hardship since Jan. 21, 2020 and meet eligibility requirements. The \$92 million federally funded program will provide a maximum of \$40,000 in assistance for eligible households. Local residents can see if they qualify and apply today at doa.wi.gov/Pages/LocalGovtsGrants/Homeowner-Assistance.aspx or by calling 1-855-2-HOME-WI.

Additionally, the Wisconsin Home Energy Assistance Program (WHEAP) can help with bill pay assistance for income-eligible residents with heating costs, electric costs, and energy crises. Residents at risk of disconnection may be eligible for crisis assistance even if they have already received a benefit from WHEAP. For more information, including eligibility criteria, customers can call 1-866-432-8947 or visit homeenergyplus.wi.gov to connect with their local energy assistance agency.

Wisconsin renters may also be eligible for both utility bill and rental assistance through the Wisconsin Emergency Rental Assistance (WERA) program. For more information on this statewide program, or to apply, visit wiscap.org/wera, email support@wera.help, or call 1-833-900-9372.

“We want everyone in the community to be aware of these programs,” said Weiss. “If you’re experiencing financial stress, help is available.”

. # # #

Founded in 1886, Stoughton Utilities serves electric customers in Stoughton and the surrounding area; and wastewater and water customers in Stoughton.

In tornado's wake, public power rallies together for Stoughton

Electric utility customers and officials in Stoughton are thanking their local lineworkers — as well as those from many neighboring public power communities — for their quick response to safely restore service in the wake of a recent tornado traveling up to 95 miles per hour. The tornado touched down for approximately five miles and was up to 50 yards wide.



Weiss

“This is the spirit of neighbors helping neighbors when it’s needed most,” said Stoughton Utilities Director Jill Weiss. “That’s what our not-for-profit, community-owned utilities are all about.”

The severe storm struck the community March 5. High-speed, destructive winds — later classified as an F-1 tornado — damaged homes and buildings southeast of downtown and decimated a local family farm. The tornado also downed nine poles on one of the American Transmission Co.’s high-voltage transmission lines that deliver bulk power to the utility, along with three poles belonging to Stoughton Utilities. More than 7,000 homes and businesses in Stoughton lost power as a result.

Through MEUW’s mutual aid program, public power utilities across the state assist one another to restore local electric service in the wake of major storm events. Responding to the call for help in Stoughton were the municipal electric utilities of Cedarburg, Hartford, Lake Mills, Mount Horeb, Prairie du Sac, Sauk City, and Waunakee. “The support was overwhelming,” Weiss said. “I know that many other utilities were ready and willing to jump in as well.”

The lineworkers responded immediately, opening up roads, repairing power lines and restoring service. Power was returned to all but 25% of customers by 4 a.m. on March 6, and all service connections were restored within 25 hours of the storm hitting the area.

The experience was unfortunately a familiar one for Stoughton. On Aug. 18, 2005, an F-3 twister hit Stoughton, leaving great damage in its wake. Again, on Memorial Day weekend in 2019, strong winds hit the area and caused another significant power outage.

“Not only do we have a highly dedicated local crew, but we are also part of something bigger,” said Weiss. “When the worst happens, and we



A rare early March tornado left a path of destruction in the Dane County community of Stoughton.

know all too well that it sometimes does, we can lean on the shared strength of our highly dedicated Stoughton Utilities line crew, as well as our fellow public power communities, to get the lights back on for local customers safely and as quickly as possible.” ●

This story was contributed by WPPI Energy Communications Manager Jen Dickman and first appeared on wppienergy.org



Forster Electrical Engineering
Excellence in Electrical Distribution Design since 1981

forstereng@forstereng.com (608) 835-9009 550 North Burr Oak Ave. Oregon, WI 53575
www.forstereng.com

<ul style="list-style-type: none"> • Electrical Engineering Consulting and Planning • Electrical System Computer Modeling • Electrical System Coordination and Sectionalizing • Distributed Generation • Field Inspections and Inventories 	<ul style="list-style-type: none"> • Electrical System Documentation - Mapping • Electrical Substation Design • Insulated Power Cable Analysis • Power Line Design and Staking • Stray Voltage and Other Field Testing
---	---



Attec

Call Adam Cox Today (608) 469-2129

Factory Direct

- New Units
- Used
- Rentals
- DEMO units

- 5 Mobile Service Techs, WI-Based
- Neenah Service Center



THANK A LINeworker



GET OUT YOUR CRAYONS, MARKERS & PENCILS AND ENTER TO WIN!

Thank-A-Lineworker Coloring Contest

Contest ends April 23

OFFICIAL CONTEST RULES

1. One submission per person. Adult entries welcome!
2. Entries must be received by April 23, 2022.
3. Mail entries to Stoughton Utilities, Po Box 383, Stoughton, WI 53589, or email to contest@stoughtonutilities.com.
4. Coloring page can be found at stoughtonutilities.com/coloring.
5. Please email customerservice@stoughtonutilities.com with questions.

PRIZES

1. There will be two randomly selected grand prize winners, as well as one winner from each age group: ages 4-6, ages 7-9, ages 10-12, and ages 13+.
2. Winners in each age group will receive a \$25 Visa gift card. Grand prize winners will be awarded a \$50 Visa gift card.
3. The winners will be selected by Stoughton Utilities staff. All decisions of the judges are final.

ENTRANT CONTACT INFORMATION

Name: _____

Age Group (circle one): ages 4-6 ages 7-9 ages 10-12 ages 13+

Utility Account Number or Address: _____

Utility Account Holders Name: _____

Phone Number: _____ Email Address: _____



At Stoughton Utilities, we join forces with other local not-for-profit utilities through WPPI Energy to share resources and lower costs.

stoughtonutilities.com (608) 873-3379

Shared strength through  WPPI Energy



Stoughton Utilities

600 South Fourth Street
P.O. Box 383
Stoughton, WI 53589-0383

Serving Electric, Water & Wastewater Since 1886

Date: April 13, 2022

To: Stoughton Utilities Committee

From: Jill M. Weiss, P.E.
Stoughton Utilities Director

Subject: Status of the Utilities Committee Recommendation(s) to the Stoughton Common Council

The following items from prior Stoughton Utilities Committee Meeting(s) were presented to and/or acted upon by the Stoughton Common Council at their March 22, 2022 meeting:

Consent Agenda:

1. Draft Minutes of the February 14, 2022 Regular Utilities Committee Meeting
2. Draft Minutes of the February 21, 2022 Special Utilities Committee Meeting
3. Stoughton Utilities February Payments Due List Report
4. Stoughton Utilities December Financial Summary
5. Stoughton Utilities Statistical Report
6. 2021 – Year in Review

Business:

None



600 South Fourth Street P.O. Box 383
Stoughton, WI 53589-0383

Serving Electric, Water & Wastewater Since 1886

Date: April 15, 2022

To: Stoughton Utilities Committee

From: Jill M. Weiss, P.E.
Stoughton Utilities Director

Subject: Agreement to Deposit Excess Fill Materials at West Substation Land Located at 3201 McComb Rd

Stoughton Utilities has been contacted by the contractor that was awarded the bid for the Wisconsin Department of Transportation construction of three roundabouts along U.S. Highway 51. They are seeking to utilize the vacant undeveloped land adjacent to Stoughton Utilities West Substation as a site to deposit approximately 20,000 cubic yards of granular fill material that will be removed during the roundabout construction earthwork.

Stoughton Utilities staff supports the contractor's request, provided the deposited material is clean and free of all debris. This proposal was reviewed by the Stoughton Utilities Committee at their March 14, 2022 meeting with no concerns noted.

We are requesting that the Stoughton Utilities Committee review and approved the Agreement for Disposition of Fill Material authorizing the use of the vacant West Substation land located at 3201 McComb Rd. for the deposit of approximately 20,000 cubic yards of granular fill material, with such changes necessary to finalize the agreement as are acceptable to and recommended by our legal counsel, and recommend approval of the agreement to the Stoughton Common Council.

AGREEMENT FOR DISPOSITION OF FILL MATERIAL

THIS AGREEMENT FOR DISPOSITION OF FILL MATERIAL (this “Agreement”) is entered into by and between the City of Stoughton (the “City”) and James Peterson Sons, Inc., a Wisconsin corporation, (“Purchaser”), as of the ____ day of _____, 2022 (the “Effective Date”).

RECITALS

WHEREAS, the City owns certain real property located at 3201 McComb Road in the City of Stoughton (Parcel No. 281/0510-121-8105-2) (the “City Property”); and

WHEREAS, the Purchaser is engaged in a road construction project near the City Property that requires the excavation and removal of up to 20,000 cubic yards of granular fill material free from debris (the “Available Fill Material”); and

WHEREAS, the City is willing to accept deposit of the Available Fill Material from the Purchaser at the City Property on the terms and conditions set forth herein; and

WHEREAS, the Common Council of the City of Stoughton has adopted a resolution declaring the City Property a suitable location for the deposit of the Available Fill Material and authorizing the execution of this Agreement.

AGREEMENT

NOW THEREFORE, in consideration of the foregoing recitals, the covenants and conditions set forth herein, and other good and valuable consideration, the receipt and sufficiency of which is hereby acknowledged, the City and the Purchaser hereby agree as follows:

1. Recitals. The recitals set forth above are incorporated as part of this Agreement.
2. Purchase and Sale. Purchaser hereby purchases the right to deposit the Available Fill Material at the City Property from the City and the City hereby sells the right to deposit the Available Fill Material at the City Property to the Purchaser.
3. Consideration. In addition to the sum of One Dollar paid to the City, the Purchaser shall faithfully perform the work set forth in Section 4 (the “Work”) below, at Purchaser’s sole cost and expense, as a material part of the consideration paid by Purchaser to the City for the right to deposit the Available Fill Material at the City Property.

4. Purchaser's Obligations.

- A. *Approval of Starting Date and Completion Deadline.* No land disturbances or Work shall begin without the Director of Stoughton Utilities' (the "Director") approval of a starting date and schedule which shall be submitted by the Purchaser to the Director a minimum of 5 calendar days before the Work is scheduled to begin. The Work shall be completed not later than the earlier of 150 days after the approved starting date or October 1, 2022 (the "Completion Deadline"). The Completion Deadline may be extended upon written approval granted by the Director. No damages may be recovered by the Purchaser or any person against the City for delay in completion of the Work.
- B. *Plans and Specifications.* All Work shall be performed and completed in accordance with the grading plan attached as Exhibit A (the "Plan").
- C. *Deposit of Available Fill Material.* Purchaser shall deposit the Available Fill Material at the City Property in accordance with the Plan. Purchaser shall be responsible for providing appropriate contractor oversight while work is being performed at the City Property.
- D. *Clearing and Grubbing.* Purchaser shall be responsible for any necessary clearing and grubbing of the City Property in order to perform the work contemplated in this Agreement.
- E. *Fill Deposit, Grading, and Surface Restoration.* Before depositing the Available Fill Material, Purchaser shall strip the topsoil. Following deposit of the Available Fill Material, Purchaser shall compact the material and grade the City Property, including topsoil replacement, mulching, and soil stabilization in accordance with the Plan. Specifically, the Purchaser shall:
 - (1) Strip existing topsoil prior to placing compacted material within the fill sections of the City Property;
 - (2) Provide a minimum topsoil thickness of six (6) inches; and
 - (3) Stabilize the filled area with acceptable vegetation (cover crop) to limit erosion of soil during winter months. If schedule and weather conditions do not allow a cover crop to be established prior to winter, application of a polymer for erosion control will be required. All erosion damage and areas where vegetation did not establish shall be addressed when weather conditions allow in the spring of 2023.

- F. *Access.* Purchaser shall obtain any temporary access permit that may be required by the Wisconsin Department of Transportation prior to commencing the Work on the City Property. At all times while the Work is being conducted on the City Property pursuant to this Agreement, Purchaser shall operate and maintain required traffic control measures.
- G. *Permits and Approvals.* Purchaser shall obtain, at its sole cost and expense, any permits or approvals necessary to accomplish the Work set forth in this Agreement. Specifically, Purchaser shall be responsible for obtaining and maintaining all erosion control and stormwater management permits required by applicable laws or regulations to perform the Work under this Agreement.
- H. *Acceptance.* After the Work has been completed, and within 10 days after receiving written notice that the Purchaser is ready for the City to inspect the Work, the Director or the Director's designee shall inspect the Work and, if acceptable to the Director, the Director shall certify such completed Work as being in compliance with this Agreement. Certification by the Director does not constitute a waiver by the City of the right to take action on account of any failure to properly complete the Work. Before obtaining certification of the Work, Purchaser shall present to the Director valid lien waivers from all contractors and subcontractors performing the Work.

The City will provide timely notice to the Purchaser whenever inspection reveals that the Work does not conform to the required standards and specifications or is otherwise defective. The Purchaser shall have 30 days from the issuance of such notice to cure the defect. If the Purchaser is unable to cure the defect within 30 days due to an event or circumstance beyond the reasonable control of and without the Purchaser's fault, neglect, or negligence, the time to cure the defect shall be extended for such time as the event or circumstance preventing cure is removed.

- I. *Surety.* Before commencing any work on City Property, and before a starting date will be approved, the Purchaser shall provide a letter of credit to the City to secure completion of the Work. The requirement to provide a letter of credit may be satisfied as follows and subject to the requirements set forth below:
 - (1) Purchaser may provide a letter of credit to the City in the amount of \$70,000, to secure the completion of the Work under this Agreement.
 - (2) The letter of credit shall be in a form acceptable to the City Attorney, and shall be issued by an entity that is acceptable to the Director. The Letter of Credit shall be payable to the City and shall be conditioned upon and

guarantee to the City the performance by the Purchaser of Purchaser's obligations to timely complete the Work under this Agreement.

- (3) Payment under Letter of Credit. The Letter of Credit shall be payable to the City at any time upon presentation of (1) a sight draft drawn on the issuing Bank in the amount to which the City is entitled to draw pursuant to the terms of this Agreement; (2) a written statement by the Director or another City official that the City is entitled to draw on the Letter of Credit; and (3) the original Letter of Credit.
 - (4) Accounting. Purchaser may inspect the City records of payments made using the Letter of Credit upon request at reasonable times. However, the City retains the exclusive right to determine, among other things, questions of design, specifications, construction cost, performance, contract compliance, and payment in connection with the Work. In the absence of fraud or palpable error on the part of the City, the City's decisions on all such matters shall control and shall be final.
 - (5) Notice of Expiration. Purchaser agrees to provide written notice of the expiration of any Letter of Credit or replacement Letter of Credit provided for herein not less than 60 days before its expiration by sending written notice to the City. The Letter of Credit shall be renewed at least 30 days before its expiration date, or any renewal date, until the Director has certified that the Work has been completed.
 - (6) Remedies Not Exclusive. The remedies provided in this Section are not exclusive. The City may use any other remedies available to it under this Agreement, or any remedies available in law or equity in addition to, or in lieu of, the remedies provided in this Section.
- J. *Compliance with Laws and Regulations.* In the performance of all work required of Purchaser under this Agreement, Purchaser shall be solely responsible for compliance with all applicable laws and governmental regulations.
- K. *Insurance.* Purchaser shall maintain a policy of general liability insurance, in an amount not less than Five Million Dollars (\$5,000,000) naming the City as an additional insured. Purchaser shall provide the City with a certificate of insurance evidencing the required coverage prior to commencing any work on the City Property.
- L. *Reimbursement of City Consulting Fees.* The Purchaser shall pay to the City, immediately following presentation of a written request for payment, all legal,

engineering, and other consulting fees, costs and expenses incurred by the City in connection with the review and approval of plans and specifications for the Work, inspections of the Work, and the negotiation and preparation of this Agreement. Purchaser agrees that the City has incurred legal fees in the negotiation and preparation of the Agreement totaling \$X,XXX through DATE, 2022. Legal fees incurred after DATE, 2022, and all other consulting fees, shall be the actual cost to the City based on submitted invoices.

5. Contaminated Soils. Purchaser is liable for any and all contaminated soils, if any, contained within the Available Fill Material. Any such contaminated soils shall not be deposited at the City Property. Upon discovery of any such contaminated soils, Purchaser will provide the City with written notification and shall arrange for appropriate remediation or disposal of any such contaminated soils.
6. Notices. Any notice required by this Agreement shall be deemed effective given in writing and personally delivered or mailed by U.S. Mail as follows:

To the Purchaser:

NAME

James Peterson Sons, Inc.
P.O. Box 120
Medford, WI 54451

With a copy to:

ATTORNEY

FIRM

ADDRESS

To the City:

Jill Weiss, P.E.
Stoughton Utilities
P.O. Box 383
600 South Fourth Street
Stoughton, WI 53589

With a copy to:

Matthew P. Dregne
222 W. Washington, Ave., Ste. 900
P.O. Box 1784
Madison, WI 53701

7. Miscellaneous Provisions.
 - A. *Binding Effect; Assignment.* The obligations of Purchaser and the City under this Agreement shall be binding on their respective successors and assigns.

Purchaser shall be permitted to assign this Agreement to an affiliate under common ownership and shall be permitted to make a collateral assignment of this Agreement to a lender or other secured party, provided, however, that no such assignment shall constitute a release of Purchaser from the obligations and liabilities under this Agreement. Any unauthorized assignment is prohibited.

- B. *No Waiver.* No waiver of any provision of this Agreement shall be deemed or constitute a waiver of any other provision, nor shall it be deemed or constitute a continuing waiver unless expressly provided for by a written amendment to this Agreement signed by both the City and Purchaser, nor shall the waiver of any default under this Agreement be deemed a waiver of any subsequent default or defaults. Either party's failure to exercise any right under this Agreement shall not constitute the approval of any wrongful act by the other party hereto.
- C. *Amendment/Modification.* This Agreement may be amended or modified only by a written amendment approved and executed by the City and Purchaser.
- D. *Remedies upon Default.* A default is defined herein as a party's breach of, or failure to comply with, the terms of this Agreement and the failure to cure such breach within thirty (30) days after the date of written notice from the non-defaulting party, or such longer period of time as may be required to cure the alleged default so long as the party receiving notice is diligently pursuing a cure. The parties reserve all remedies at law or in equity necessary to cure any default or remedy any damages or losses under this Agreement. Rights and remedies are cumulative, and the exercise of one or more rights or remedies shall not preclude the exercise of other rights or remedies.
- E. *Entire Agreement.* This written Agreement shall constitute the entire agreement between Purchaser and the City concerning the subject matter set forth herein, as of the date hereof.
- F. *Severability.* If any part, term, or provision of this Agreement is held by the courts to be illegal or otherwise unenforceable, such illegality or unenforceability shall not affect the validity of any other part, term, or provision and the rights of the parties will be construed as if the invalid part, term, or provision was never part of the Agreement.
- G. *Indemnification.* Purchaser, and its successors and assigns, shall indemnify, hold harmless and defend the City and its officers, agents and employees, including but not limited to any engineering consultant used by the City in connection with this Agreement or Work, from any and all liability suits, actions, claims, demands, losses, costs, damages and expenses or liabilities of every kind and

description, including attorney costs and fees, for claims of any character including liability and expenses in connection with the loss of life, personal injury or damage to property, or any of them, brought because of any injuries or damages received or sustained by any persons or property on account of or arising out of or occasioned wholly or in part by any act or omission on Purchaser's part or on the part of its agents, contractors, subcontractors, invitees or employees, occurring on the City Property in the performance of Purchaser's obligations under this Agreement, except as are a result of the gross negligence or willful misconduct of any officer, agent or employee of the City and except as related to Purchaser's discovery of any pre-existing environmental contamination on the City Property.

- H. *Ratification.* Purchaser hereby approves and ratifies all actions taken to date by the City, its officers, employees and agents in connection with this Agreement.
- I. *Compliance with Laws.* Purchaser shall comply with all federal, state and local laws with respect to the Plat and the Project, including but not limited to laws governing building and construction, the environment, nondiscrimination, and employment and contracting practices, to the extent they are applicable.
- J. *No Partnership.* The City does not, in any way or for any purpose, become a partner, employer, principal, agent or joint venture of or with Purchaser.
- K. *Good Faith.* Both parties to this Agreement shall exercise good faith in performing any obligation that party has assumed under the terms of this Agreement including, but not limited to, the performance of obligations that require the exercise of discretion and judgment.
- L. *Applicable Law.* This Agreement shall be construed under the laws of the state of Wisconsin.
- M. *No Private Right or Cause of Action.* Nothing in this Agreement shall be interpreted or construed to create any private right or any private cause of action by or on behalf of any person not a party hereto.
- N. *Term.* This Agreement shall continue in full force and effect until such time as Purchaser has completed all of Purchaser's obligations under Section 4 above. The provisions of Section 7.g. above shall survive the termination of this Agreement.

- O. *Construction of Agreement.* Each party participated fully in the drafting of each and every part of this Agreement. This Agreement shall not be construed strictly in favor of or against either party. It shall be construed simply and fairly to each party.

- P. *Force Majeure.* Neither party shall be in default with respect to any obligation hereunder to the extent that the failure to timely perform such obligation is due to a Force Majeure Event. For the purpose of this Agreement, "Force Majeure Event" means any circumstance not within the reasonable control of the party affected, but only if and to the extent that (i) such circumstance, despite the exercise of reasonable diligence and the observance of commercially reasonable practice, cannot be, or be caused to be, prevented, avoided or removed by such party, and (ii) such circumstance materially and adversely affects the ability of the party to perform its obligations under this Agreement, and such party has taken all reasonable precautions, due care and reasonable alternative measures in order to avoid the effect of such event on the party's ability to perform its obligations under this Agreement and to mitigate the consequences thereof.

[Signature pages follow.]

IN WITNESS WHEREOF, the parties hereto have executed this Agreement as of the year and date first set forth above, and by so signing this Agreement, certify that they have been duly authorized by their respective entities to execute this Agreement on their behalf.

CITY:
CITY OF STOUGHTON
Dane County, Wisconsin

By: _____
Tim Swadley, Mayor

ATTEST:

Candee Christen, City Clerk

Approved as to Form:

Matthew P. Dregne, City Attorney

PURCHASER:
James Peterson Sons, Inc.

By: _____
Name

EXHIBIT A

Grading plan

State Road 138

State Road 138

State Road 138

McComb Rd

McComb Rd

PROPOSED SURFACE WITH 1% SLOPE
THEN TEN TO ONE SLOPE DOWN TO EXISTING
TOTAL FILL = 20,000yds

930

929

928

927

925

920

915

920

928

920

915

910



City of Stoughton, 207 S Forrest Street, Stoughton WI 53589

**RESOLUTION FROM THE UTILITIES COMMITTEE TO THE
STOUGHTON COMMON COUNCIL**

Authorizing and directing the proper City official(s) to approve an Agreement for Disposition of Fill Material authorizing the use of the vacant West Substation land located at 3201 McComb Rd. for the deposit of approximately 20,000 cubic yards of granular fill material

Committee Action: Utilities Committee recommended Common Council approval ___ – 0.

Fiscal Impact: None

File Number: R-XXX-2022

Date Introduced: April 26, 2022

The City of Stoughton, Wisconsin, Common Council does proclaim as follows:

WHEREAS, Stoughton Utilities was contacted by the contractor for the Wisconsin Department of Transportation construction of three roundabouts along U.S. Highway 51 seeking to utilize the vacant undeveloped land adjacent to Stoughton Utilities West Substation to deposit approximately 20,000 cubic yards of granular fill material that will be removed during the roundabout construction earthwork, and

WHEREAS, Stoughton Utilities staff supports the contractor’s request, provided the deposited material is clean and free of all debris, and

WHEREAS, the proposal was reviewed by the Stoughton Utilities Committee at their March 14, 2022 meeting with no concerns noted, and

WHEREAS, your Stoughton Utilities Committee met on April 18, 2022 and approved the Agreement for Disposition of Fill Material authorizing the use of the vacant West Substation land located at 3201 McComb Rd. for the deposit of approximately 20,000 cubic yards of granular fill material, with such changes necessary to finalize the agreement as are acceptable to and recommended by our legal counsel, and recommended approval and the adoption of the corresponding resolution, now therefore

BE IT RESOLVED by the Common Council of the City of Stoughton that the proper city official(s) be hereby directed to approve the Agreement for Disposition of Fill Material authorizing the use of the vacant West Substation land located at 3201 McComb Rd. for the deposit of approximately 20,000 cubic yards of granular fill material, with such changes necessary to finalize the agreement as are acceptable to and recommended by our legal counsel.

Council Action: **Adopted** **Failed** **Vote:** _____

Mayoral Action: **Accept** **Veto**

Mayor Timothy Swadley

Date

Council Action: _____ **Override** **Vote:** _____



Stoughton Utilities

600 South Fourth Street
P.O. Box 383
Stoughton, WI 53589-0383

Serving Electric, Water & Wastewater Since 1886

Date: April 13, 2022

To: Stoughton Utilities Committee

From: Jill M. Weiss, P.E.
Stoughton Utilities Director

Subject: Presentation: Overhead to Underground Electric Distribution System Conversion Projects

During the presentation of the Stoughton Utilities operating budget to the Stoughton Common Council, it was requested that staff review the regulatory and financial impacts associated with additional overhead to underground electric system conversion projects. Staff will provide a presentation to the committee.



Electric Utility Construction: Underground vs. Overhead



Objective


Review and Discuss:

- New Construction Recommendations
- Pros and Cons of Each Type
- Regulatory Considerations
- Stoughton Utilities Considerations
 - System Design
 - Financial Impact
 - Customer Impact
 - Outage Management
 - Results and Recommendations

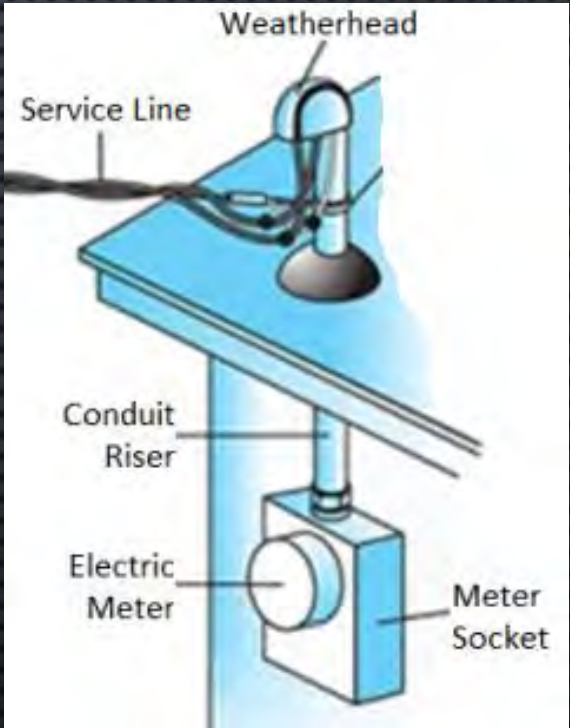


Overhead Construction

General Configuration



Service Point



Electric Utility Construction

Overhead

PROS

CONS

- ↓ Cost
- ↓ Rates (Lower Costs = Lower Rates)
- ↓ Outage Restoration Times
- Ease of Extensions
- ↑ Reliability Cost Efficiency
- ↓ Site Constraints in Congested Areas / Public Right of Way
- ↑ Pole Contact Revenue

- ↓ Reliability (Weather / Nature)
- Safety / Contact Potential
- ↓ Tree Trimming
- ↓ Aesthetics

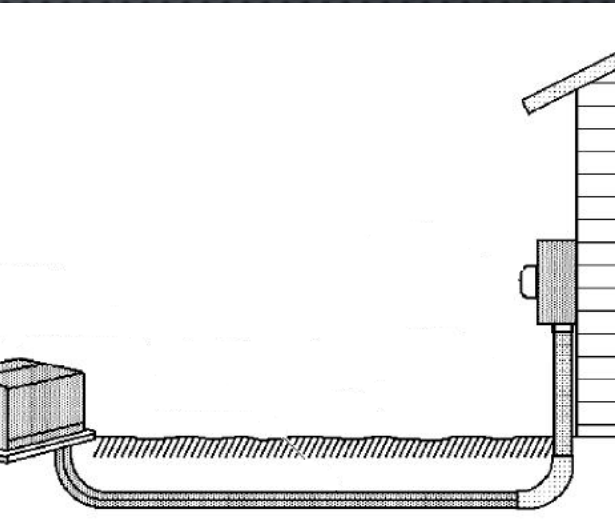


Underground Construction

General Configuration



Service Point



Electric Utility Construction Underground

PROS

- ↑ Reliability (Weather / Nature)
 - ↓ Blinking Light
 - ↓ Labor for Restoration
- Safety
- ↓ Tree Trimming
- ↑ Aesthetics / Property Values

CONS

- ↑ Cost – 3x or more
- ↑ Site Constraints in Congested Areas / Public Right of Way
- ↑ Outage Restoration Times
- ↑ Rates (Higher Costs = Higher Rates)

Regulatory Considerations

The mission of the Public Service Commission (PSC) is to oversee and facilitate the reliant, efficient, affordable, and fair provision of quality utility services in Wisconsin.

The PSC...

- Ensures fair pricing for utility services to customers...
- Sets quality standards for services and ensures standards are met or exceeded
- Ensures reliability... to meet the needs of present and future utility customers at a reasonable price
- Provides fairness in transactions between utilities and their customers, other utilities, and other entities specifically provided protection by law;

In all of the above, the PSC considers and balances diverse perspectives and endeavors to protect the environment, public interest, and public health and welfare.

<https://psc.wi.gov/Pages/AboutPSCW/HistoryAndMission.aspx>

Regulatory Considerations

The mission of the Public Service Commission (PSC) is to oversee and facilitate the reliant, efficient, affordable, and fair provision of quality utility services in Wisconsin.

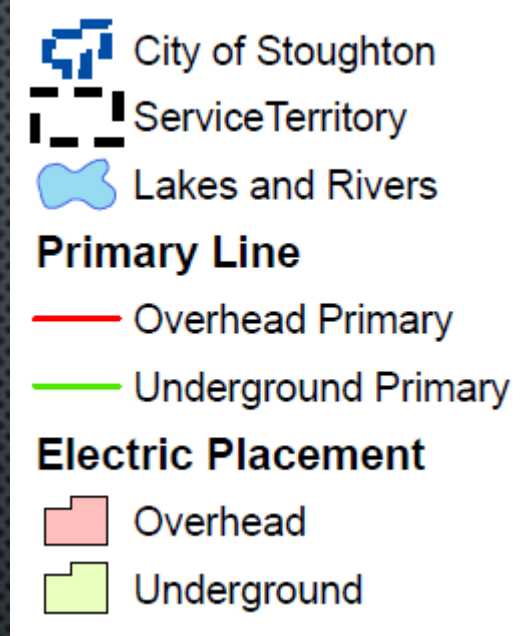
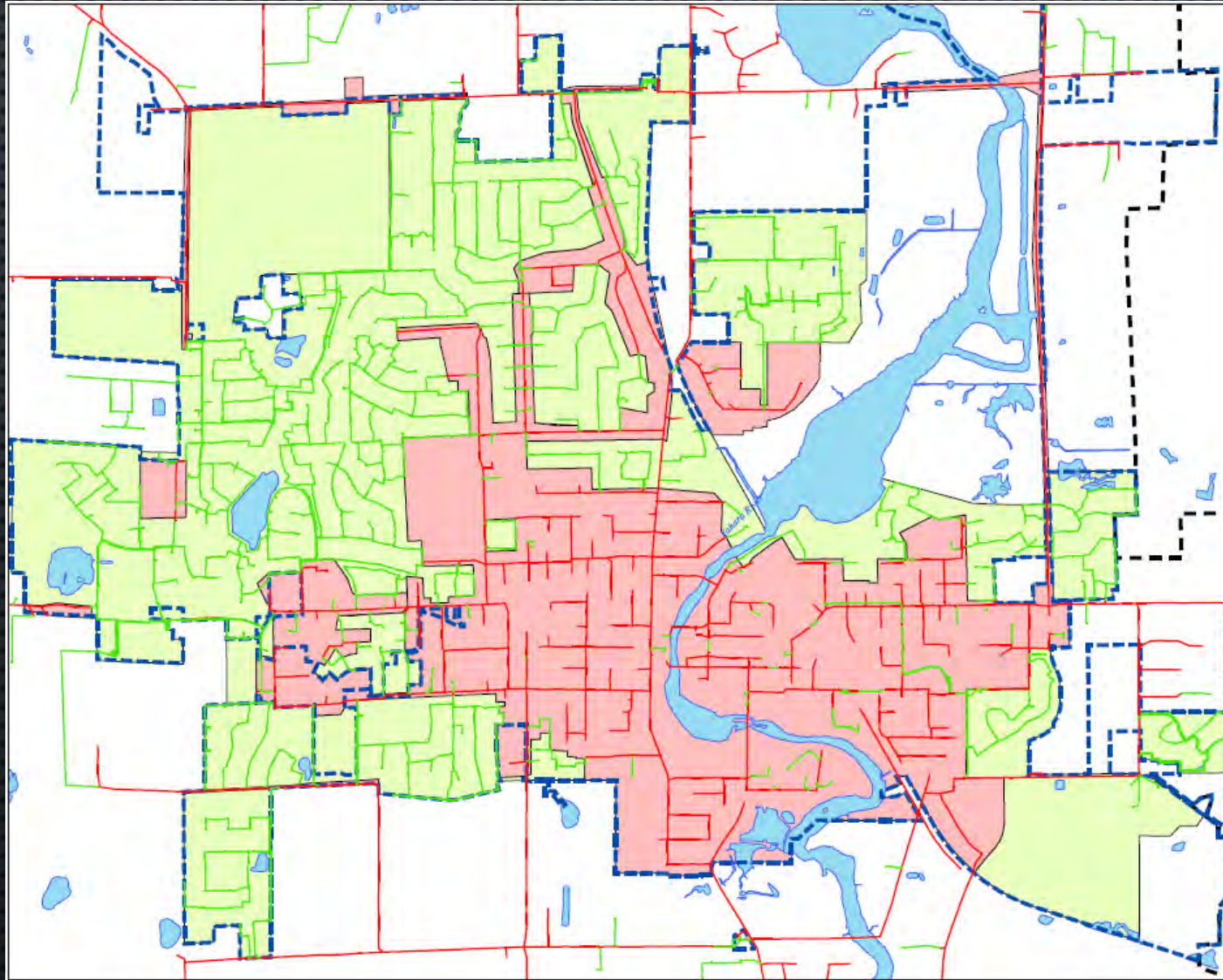
PSC 130.03: Special design and construction conditions:

A municipal regulation that requires a utility to install, at the utility's expense, transmission or distribution facilities which are not consistent with the utility's practice for design or construction of utility facilities is unreasonable unless there is an adequate health, safety, or public welfare justification for the requirement. **Aesthetics alone is not an adequate basis to justify a requirement to install facilities underground.**

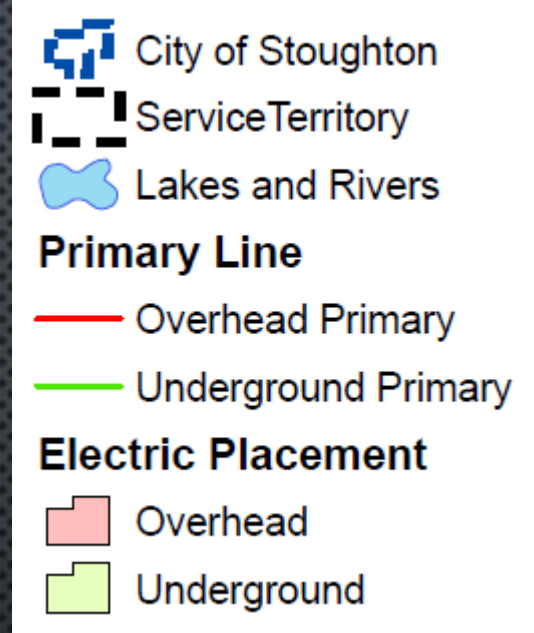
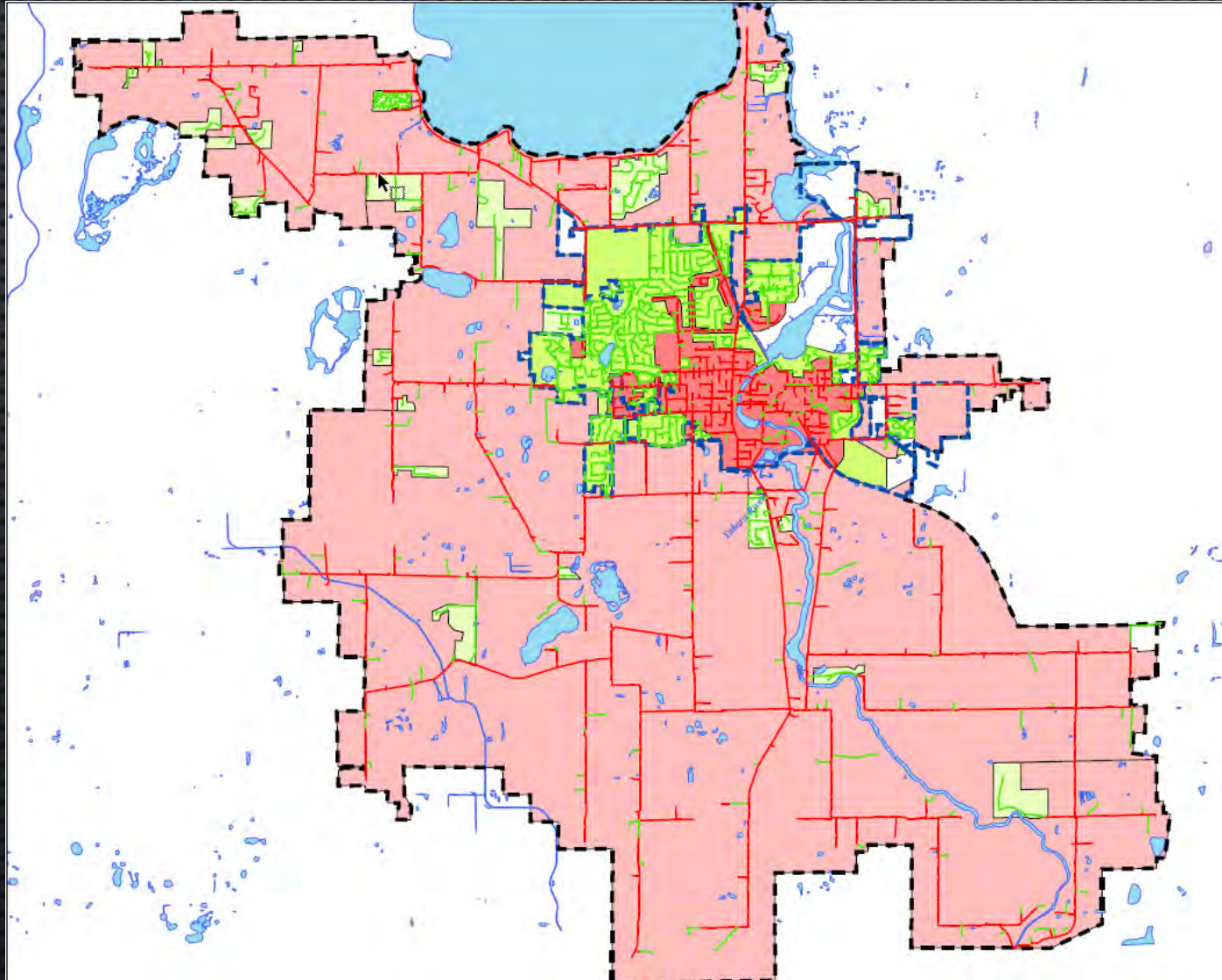
The above does not apply if **all** of the following conditions are met:

- The municipality or a third party agrees to reimburse the utility for the difference in cost between the standard design or construction techniques of the utility and any special design or construction requirement sought by the municipality
- The special design or construction requirement is consistent with safe and reliable utility construction practices

SU Distribution System - Urban

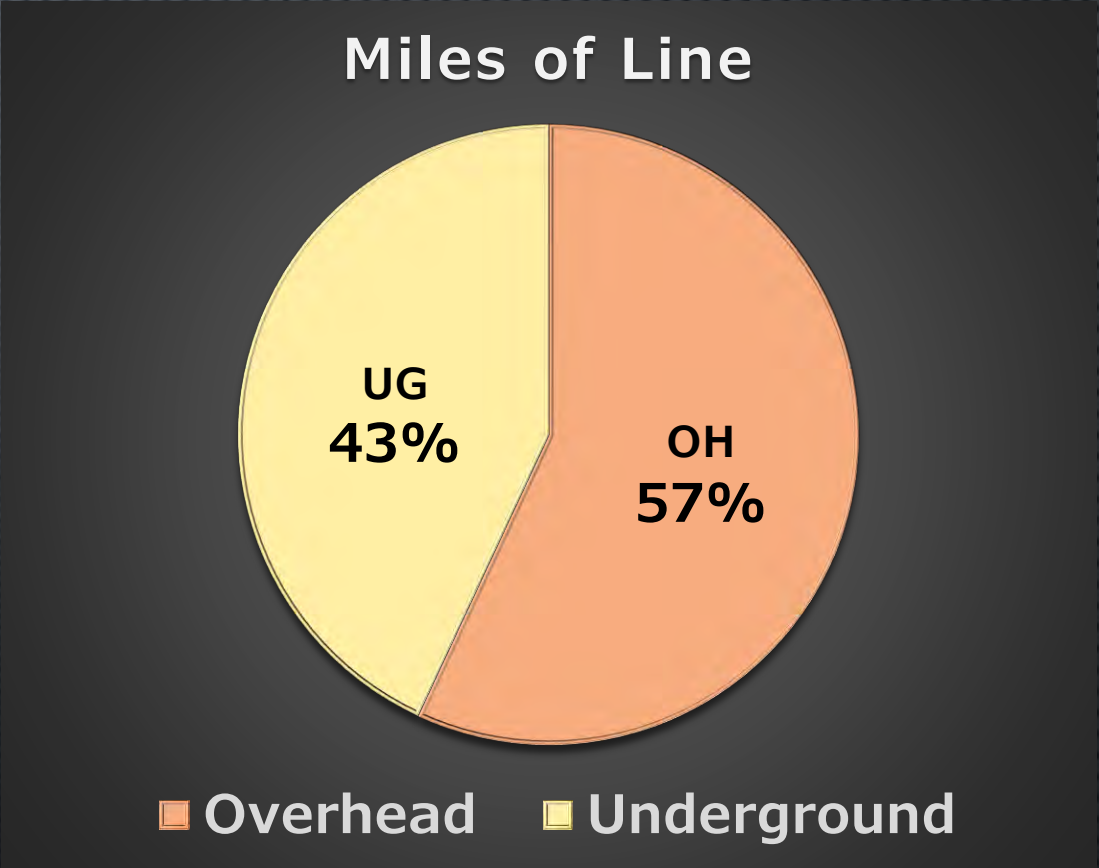
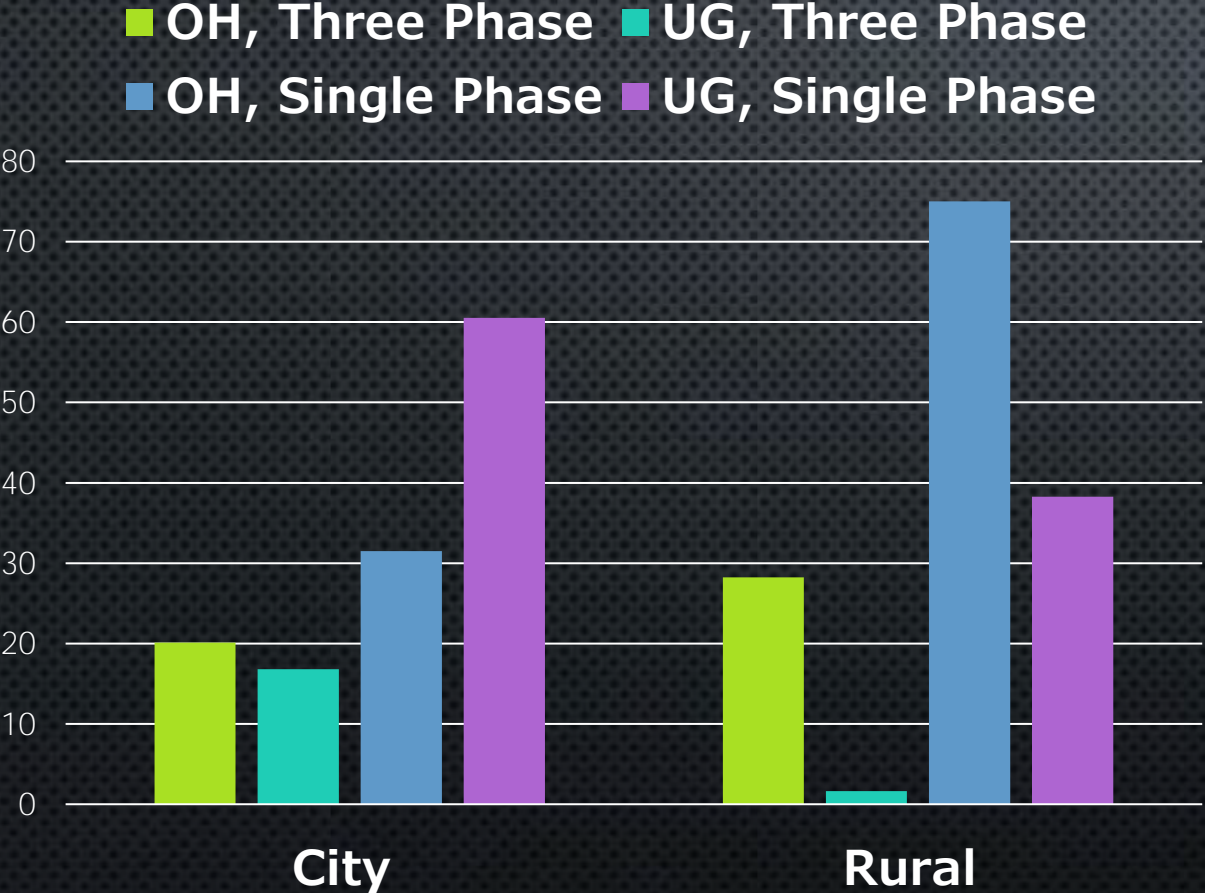


SU Distribution System – Rural



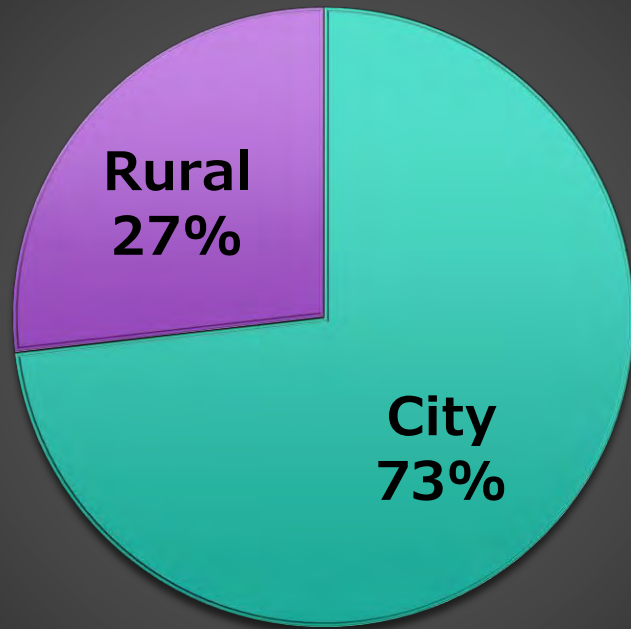
SU Distribution System

Miles of Underground and Overhead



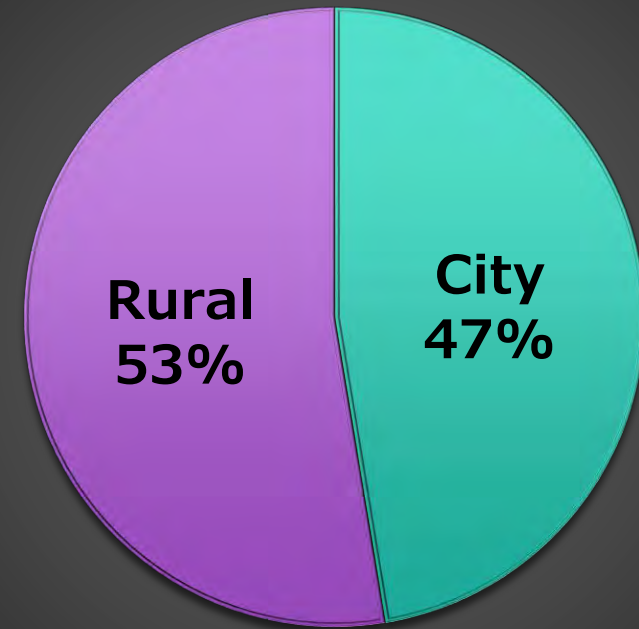
SU Distribution System

Customers



■ City ■ Rural

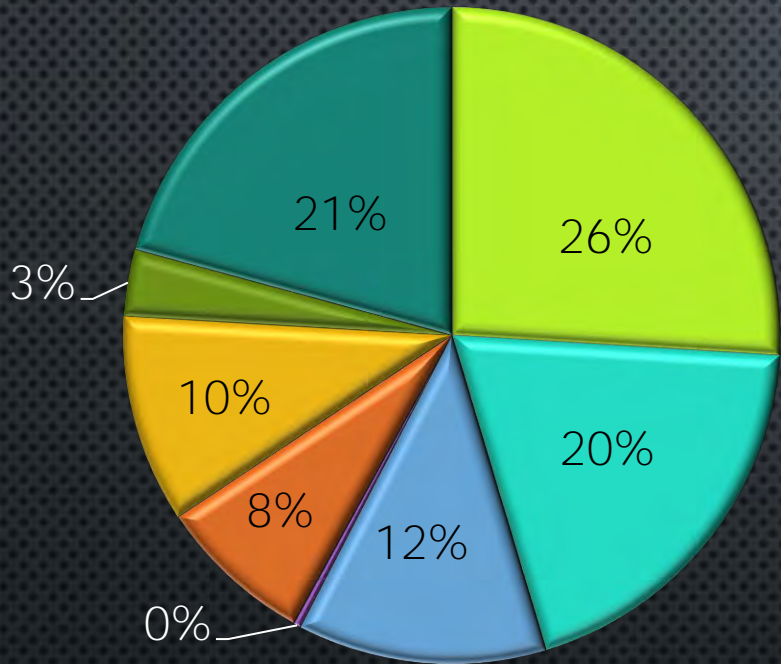
Miles of Line



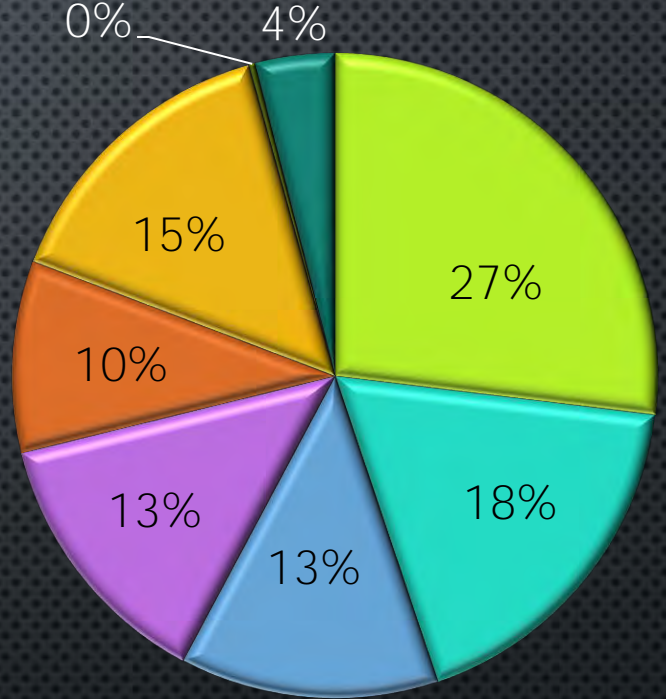
■ City ■ Rural

Outage Causes: 2016 - 2021

Number of Events



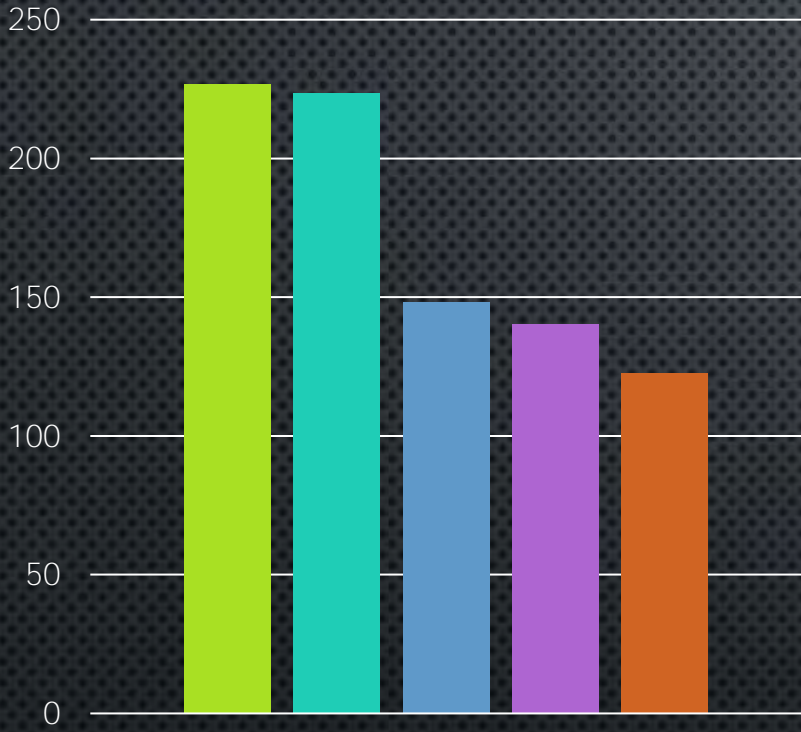
Duration of Event



- | | | |
|----------|---------------------------------|----------------------|
| Tree | Transmission/Power Supply | Equipment Failure |
| Wildlife | Contact - Construction/Accident | Manufacturing Defect |
| Weather | | Other |

SU Distribution System

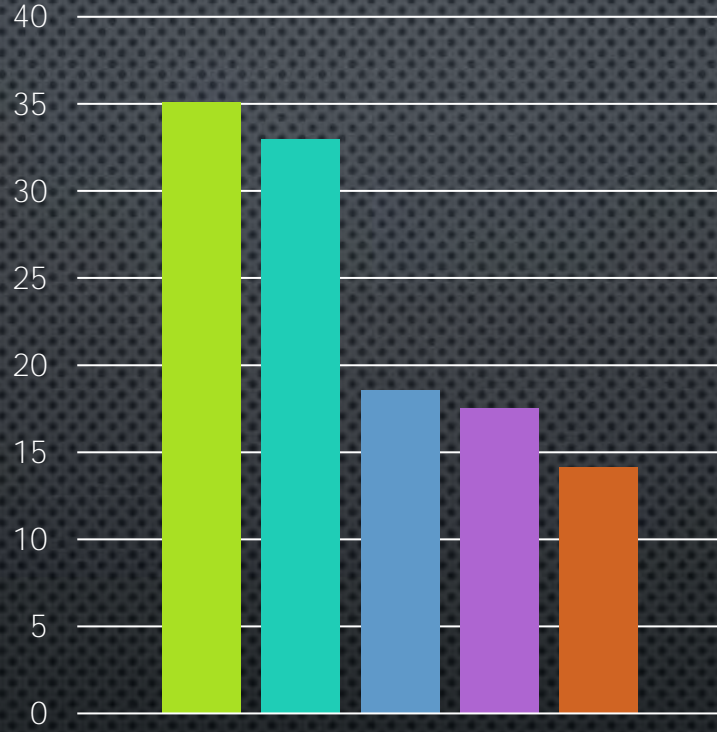
Example of Worst Performing Circuit Analysis – 2016-2021



CAIDI

■ SW4 ■ SN6 ■ SE1 ■ SE2 ■ SS4

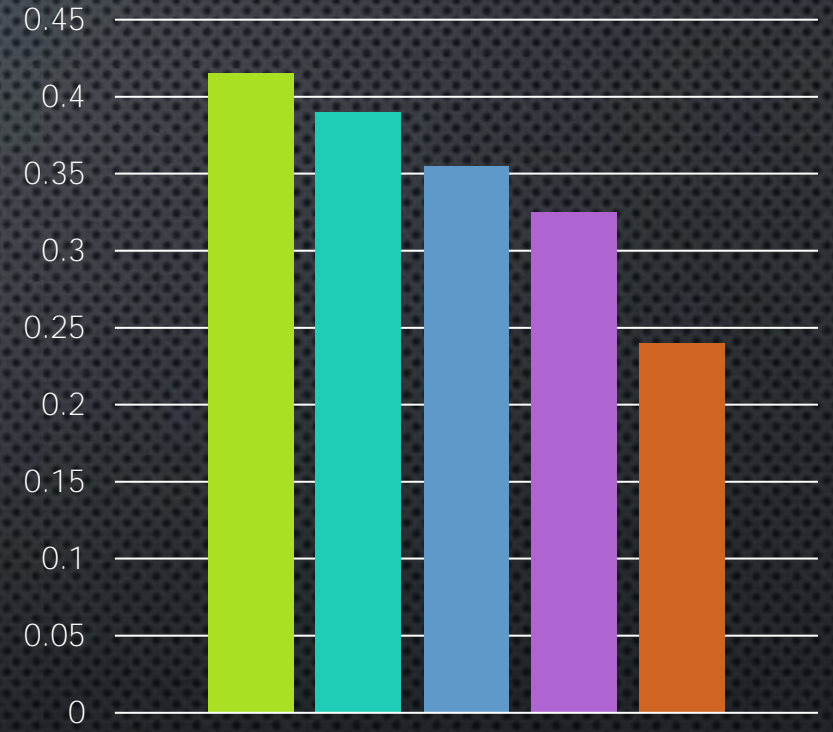
Customer average interruption duration (minutes)



SAIDI

■ SN3 ■ SN5 ■ SS2 ■ SS1 ■ SN2

Circuit average interruption duration (minutes)



SAIFI

■ SN2 ■ SN3 ■ SS1 ■ SN5 ■ SS2

Circuit average interruptions experienced by customer

Results and Recommendations

Underground vs. Overhead


- PSC – Fairness, Reliability & Affordability for all Customers
- New Construction
 - Underground as appropriate
 - Ensure looped feeds (Overhead may assist or be necessary)
- Rebuilds
 - Reliability – Worst Performing Circuits
 - Cause of Outage
 - Duration of Outage - Lost Revenue
 - Distribution System Health
 - Evaluate for underground conversion



Results and Recommendations

Underground vs. Overhead

- **Rebuilds**
 - **Cost Effectiveness – Replace like for like**
 - **Overhead typically lower cost with fewer site issues**
 - **Communications Attachments**
 - **Pole attachments may remain on poles**
 - **No obligation to relocate unless funded**
 - **Impact to Customer – Service Point**
- **Future**
 - **Distributed Generation**
 - **Grid Modernization / Innovation**



Results and Recommendations



Underground vs. Overhead

- **2018 Stoughton Utilities Cost Analysis:**
 - PSCW – “The estimated cost ranges from 4 to 14 times more than overhead lines... A new overhead line costs approx. \$390,000 per mile as opposed to \$2 million per mile for underground.”
 - Estimated cost of undergrounding the urban system would be approximately \$131,000,000
 - Excludes: project engineering, legal costs, easement acquisition, and service point conversion costs
 - Excludes: conversion of overhead communications lines
 - Result: 27% increase in rates over first 10 years, with annual increases needed, at a minimum, for the following 30 years.
 - Analysis does not include loss of pole attachment revenue and did not factor in inflation
 - Analysis assumes project costs spread across full customer base. Since project would primarily benefit urban residential customers, PSCW would likely require special urban vs. rural rates, resulting in rate increases significantly higher than forecasted
- **2018 Conclusion:** “Economic justification for underground conversion does not exist”

Questions?



600 South Fourth Street P.O. Box 383
Stoughton, WI 53589-0383

Serving Electric, Water & Wastewater Since 1886

Date: April 13, 2022
To: Stoughton Utilities Committee
From: Jill M. Weiss, P.E.
Stoughton Utilities Director
Subject: American Public Power Association Electric Reliability Annual Benchmarking Report

Each year, the American Public Power Association (APPA) analyzes the outage history and statistics of the nation's public power utilities and provides a summary report to each participating utility. This report focuses on distribution system reliability across the country and is customized to each utility.

Reliability reflects both historic and ongoing engineering investment decisions within a utility. Proper use of reliability metrics ensures that a utility is performing its intended function and is providing service in a consistent and effective manner. The statistics and reliability measurements are standardized across the country using industry-standard metrics as defined by the IEEE 1366 guidelines and are reported annually to the [United States Energy Information Administration \(EIA\)](#).

The aggregate statistics displayed in this report are calculated from 270 public power utilities that verified their 2021 outage data. This report reflects data in the eReliability Tracker from January 1, 2021 to December 31, 2021.

Summary of Key IEEE Reliability Metrics:

System Average Interruption Duration Index (SAIDI): 36.33 minutes

SAIDI is defined as the average interruption duration for customers served by the utility.

System Average Interruption Frequency Index (SAIFI): 0.41 interruptions

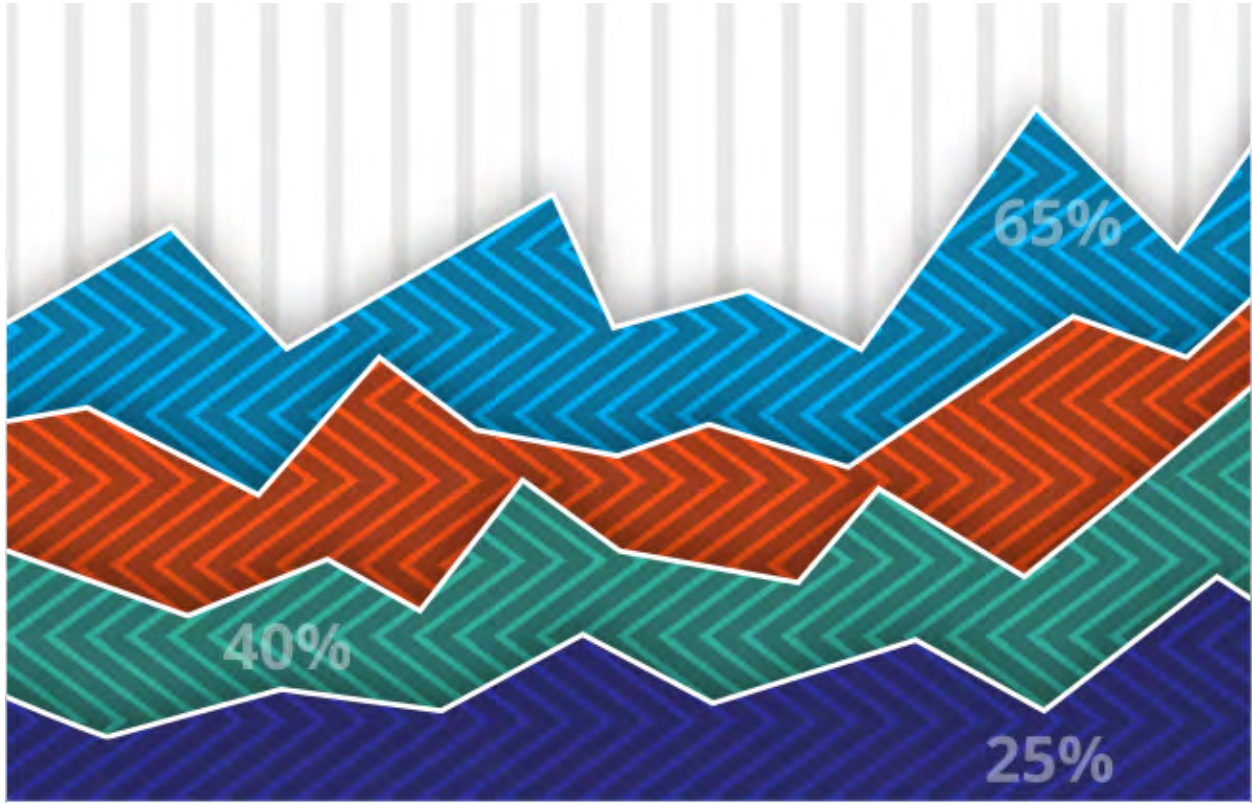
SAIFI is defined as the average number of times a customer on the utility system will experience an interruption.

Customer Average Interruption Duration Index (CAIDI): 88.74 minutes

CAIDI is defined as the average duration of an interruption experienced by customers.

Average Service Availability Index (ASAI): 99.993%

ASAI is a measure of the average availability of the distribution systems that serve customers.



Stoughton Utilities

2021 ANNUAL BENCHMARKING REPORT | eRELIABILITY TRACKER



I. About this Report

This report focuses on distribution system reliability across the country and is customized to each utility that participates in the American Public Power Association's eReliability Tracker service. APPA created the eReliability Tracker Annual Report to assist utilities in their efforts to understand and analyze their electric system. In 2012, APPA developed the eReliability Tracker thanks to a grant from the Demonstration of Energy & Efficiency Developments (DEED) program.

This report reflects data in the eReliability Tracker from January 1, 2021 to December 31, 2021. If you do not have a full year of data in the system, then this analysis might not properly reflect your utility's statistics. The report only includes data recorded as of February 19, 2022.

Reliability reflects both historic and ongoing engineering investment decisions within a utility. Proper use of reliability metrics ensures that a utility is performing its intended function and is providing service in a consistent and effective manner.

While the primary use of reliability statistics is for self-evaluation, you can use these statistics to compare your utility with similar utilities. However, differences such as electrical network configuration, ambient environment, weather conditions, and number of customers served typically limit most utility-to-utility comparisons. Due to the diverse range of utilities that use the eReliability Tracker, this report endeavors to improve comparative analyses by grouping utilities by size and region.

Since this report contains data for all utilities that use the eReliability Tracker, it is important to consider how a particularly large or small utility can affect the rest of the data. To ease the issues associated with comparability, each utility's reliability statistics are weighted based on customer count when aggregated. This means that all utilities are equally weighted, and all individual statistics are developed on a per customer basis.

The aggregate statistics displayed in this report are calculated from 270 utilities that verified their 2021 outage data. Utilities that experienced no outages in 2021, or did not upload any data, will have NULL, nan, or "0" values in their report for utility-specific data and were not included in the aggregate analysis. Also note that log-normal data with a z-score greater than 3.25 will be considered for inclusion and may be excluded if it significantly distorts the aggregate statistics.

Utility Classifications

This report separates utilities into groups according to geographic region and the number of customers served. Table 1 shows the range of customer sizes for utilities that use the eReliability Tracker by five distinct customer size class groups of approximately 104 utilities per group.

Your utility belongs to customer size class 4 and region 2.

Table 1. Customer size range per customer size class

Customer Size Class	Customer Size Range
Class 1	[0, 1511)
Class 2	[1511, 3224)
Class 3	[3224, 7135)
Class 4	[7135, 14329)
Class 5	[14329, 499542)

Each utility is also grouped with all other participating utilities within their region. Figure 1 shows the number of utilities using the eReliability Tracker in each region and Figure 2 shows the states and territories included in each region.

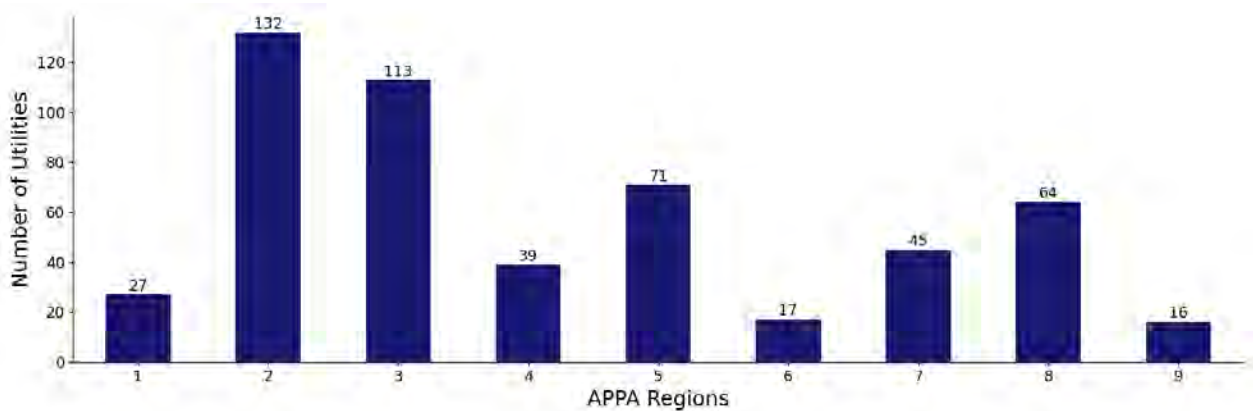


Figure 1. Number of utilities subscribed to the eReliability Tracker by region

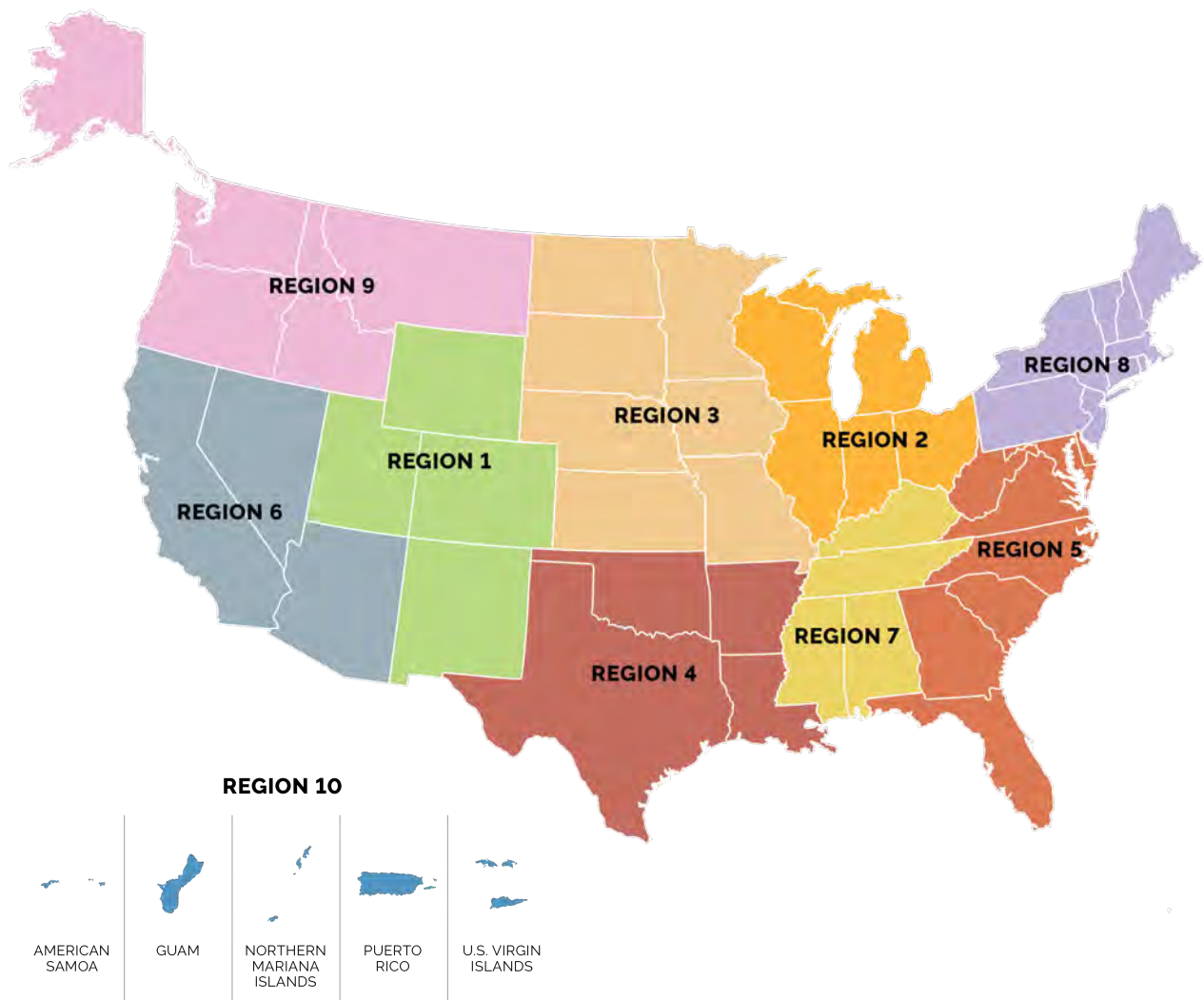


Figure 2. Regions

II. IEEE Statistics

When it comes to reliability metrics, the industry standard metrics are defined in the Institute for Electrical and Electronics Engineers' Guide for Electric Power Distribution Reliability Indices, or IEEE 1366 guidelines. For each utility, the eReliability Tracker performs IEEE 1366 calculations for System Average Interruption Duration Index (SAIDI), System Average Interruption Frequency Index (SAIFI), Customer Average Interruption Duration Index (CAIDI), Momentary Average Interruption Frequency Index (MAIFI) and Average Service Availability Index (ASAI).

It is important to note how major events (MEs) are calculated and used in this report. An example of a ME includes severe weather, such as a tornado or hurricane, that leads to unusually long outages in comparison to your distribution system's typical outage. This report uses **APPA's ME threshold**, which is a calculation based directly on the SAIDI for specific outage events, rather than daily SAIDI. APPA's ME threshold allows a utility to remove outages that exceed the IEEE 2.5 beta threshold for outage events, which considers up to 10 years of the utility's outage history. In the eReliability Tracker, if a utility does not have at least 36 outage events prior to the year being analyzed, then no threshold is calculated. If this is the case for your utility, then you will have a NULL value in the field below and the calculations without MEs in the SAIDI, SAIFI, CAIDI, and ASAI sections of this report will be the same as the calculations with MEs for your utility. More outage history will provide a better threshold for your utility.

Your utility's APPA major event threshold is **11.59** minutes.

For each of the reliability indices, this report displays your utility's metrics alongside other comparative groups. The first table within each of the following subsections allows you to better understand the performance of your electric system relative to other utilities nationwide and to those within your same region or size class. The second table breaks down the national data into quartile ranges, a minimum value, and a maximum value.

All indices, except MAIFI, are calculated for outages with and without MEs; furthermore, the data are broken down to show calculations for scheduled and unscheduled outages. Note that scheduled and unscheduled calculations include MEs. Also note that wherever MEs are excluded, the exclusion is based on the APPA's ME threshold for your system.

II.1. System Average Interruption Duration Index (SAIDI)

SAIDI is defined as the average interruption duration (in minutes) for customers served by the utility during a specific time frame.

Since SAIDI is a sustained interruption index, only outages lasting longer than five minutes are included in the calculations. SAIDI is calculated by dividing the sum of all customer minutes of interruption^[1] within the specified time frame by the average number of customers served during that period. For example, a utility with 100 customer minutes of interruption and 100 customers would have a SAIDI of 1.

Note that in the tables below, scheduled and unscheduled calculations include MEs. Also note that wherever MEs are excluded, the exclusion is based on the APPA's ME threshold for your system.

Table 2. Average SAIDI with and without MEs in minutes

	All	No MEs	Unscheduled	Scheduled
Your utility	36.33	22.75	36.22	0.12
Utilities that use the eReliability Tracker	111.1	44.19	97.22	23.38
Utilities in your region	55.79	33.9	51.29	7.65
Utilities in your customer size class	77.82	33.14	76.09	2.81

Table 3. Summary SAIDI data from the eReliability Tracker

	All	No MEs	Unscheduled	Scheduled
Minimum Value	0	0	0	0
First Quartile	16.95	10.15	15.06	0.25
Median Value	46.29	22.89	44.29	1.4
Third Quartile	108.87	49.55	98.49	4.42
Maximum Value	1793.88	926.72	1548.04	1606.86

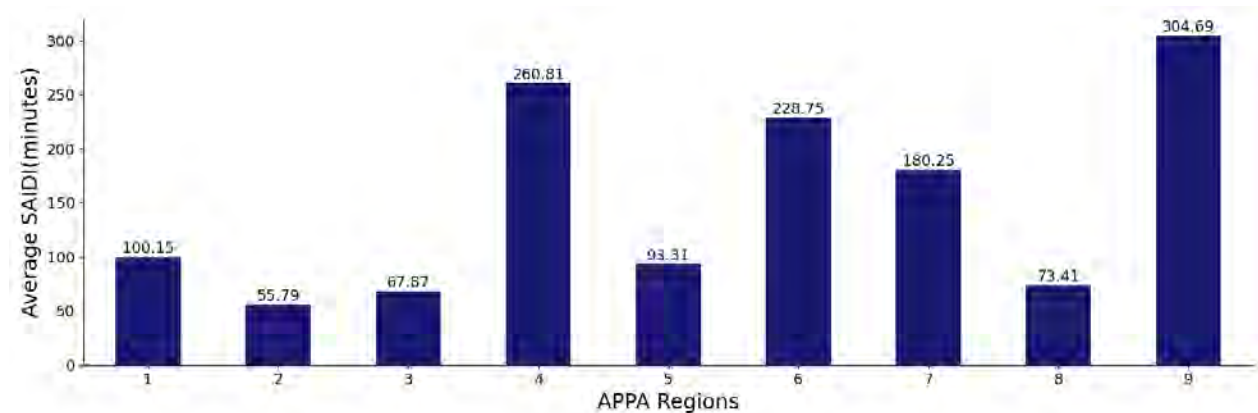


Figure 3. Average SAIDI for all utilities that use the eReliability Tracker by region

1. Customer minutes of interruption is calculated by multiplying total customers interrupted and total minutes of interruption. [e](#)

II.2. System Average Interruption Frequency Index (SAIFI)

SAIFI is defined as the average number of instances a customer on the utility system will experience an interruption during a specific period.

Since SAIFI is a sustained interruption index, only outages lasting longer than five minutes are included in the calculations. SAIFI is calculated by dividing the total number of customer interruptions by the average number of customers served during that period. For example, a utility with 150 customer interruptions and 200 customers would have a SAIFI of 0.75 interruptions per customer.

Note that in the tables below, scheduled and unscheduled calculations include MEs. Also note that wherever MEs are excluded, the exclusion is based on the APPA’s ME threshold for your system.

Table 4. Average SAIFI with and without MEs in interruptions

	All	No MEs	Unscheduled	Scheduled
Your utility	0.41	0.24	0.41	0
Utilities that use the eReliability Tracker	0.84	0.53	0.78	0.1
Utilities in your region	0.65	0.46	0.6	0.09
Utilities in your customer size class	0.73	0.41	0.7	0.04

Table 5. Summary SAIFI data from the eReliability Tracker

	All	No MEs	Unscheduled	Scheduled
Minimum Value	0	0	0	0
First Quartile	0.23	0.13	0.21	0
Median Value	0.53	0.31	0.52	0.01
Third Quartile	1.15	0.71	1.12	0.05
Maximum Value	5.14	4.17	4.47	4.02

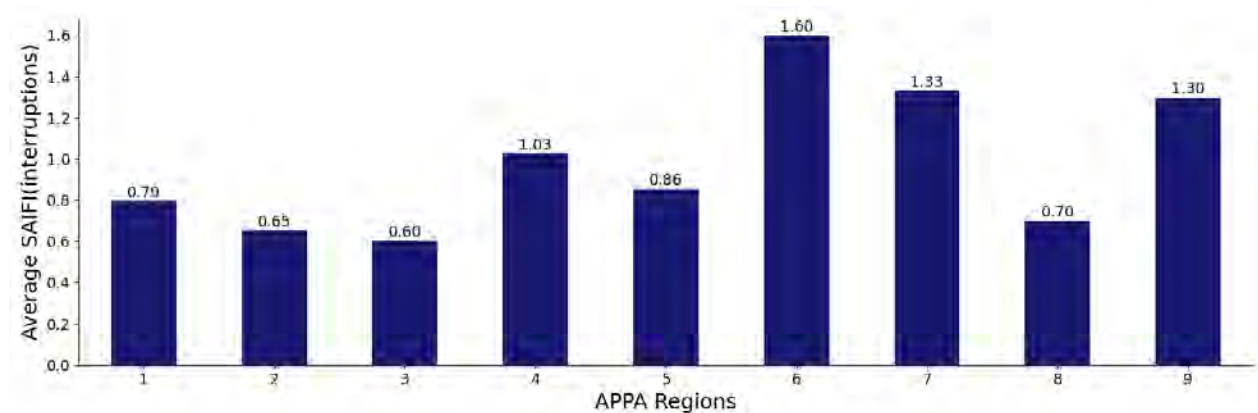


Figure 4. Average SAIFI for all utilities that use the eReliability Tracker by region

II.3. Customer Average Interruption Duration Index (CAIDI)

CAIDI is defined as the average duration (in minutes) of an interruption experienced by customers during a specific time frame.

Since CAIDI is a sustained interruption index, only outages lasting longer than five minutes are included in the calculations. CAIDI is calculated by dividing the sum of all customer minutes of interruption by the number of customers that experienced one or more interruptions during that period. This metric reflects the average customer experience (minutes of duration) during an outage.

Note that in the tables below, scheduled and unscheduled calculations include MEs. Also note that wherever MEs are excluded, the exclusion is based on the APPA’s ME threshold for your system.

Table 6. Average CAIDI with and without MEs in minutes

	All	No MEs	Unscheduled	Scheduled
Your utility	88.74	94.93	88.62	146.28
Utilities that use the eReliability Tracker	115.19	84	113.06	128.91
Utilities in your region	112.71	85.84	113.71	99.7
Utilities in your customer size class	107.16	87.17	108.15	118.02

Table 7. Summary CAIDI data from the eReliability Tracker

	All	No MEs	Unscheduled	Scheduled
Minimum Value	0	0	0	0
First Quartile	61	55.72	60.62	51.99
Median Value	86.26	71.59	86.42	84.9
Third Quartile	117.39	95.14	116.52	141.87
Maximum Value	1322.8	438.68	1350.23	1377.2

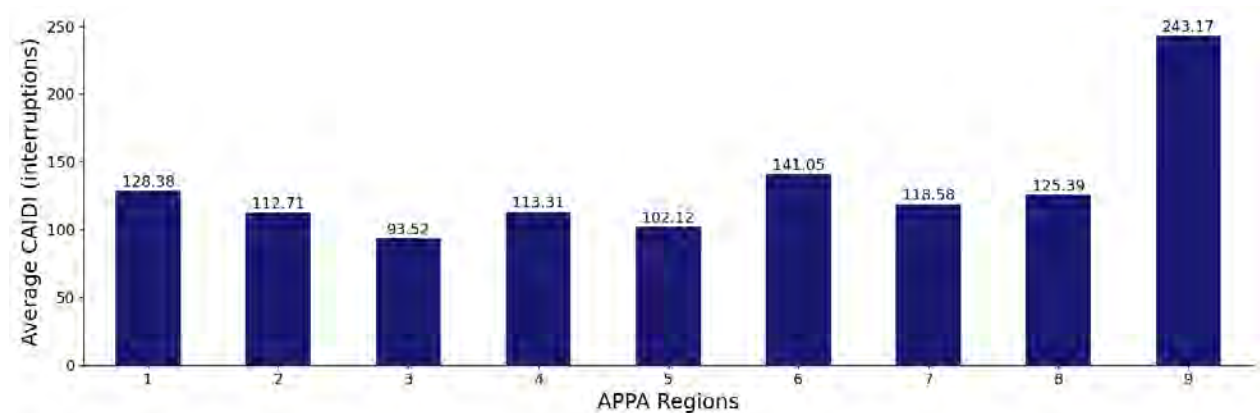


Figure 5. Average CAIDI for all utilities that use the eReliability Tracker by region

II.4. Momentary Average Interruption Frequency Index (MAIFI)

MAIFI is defined as the average number of times a customer on the utility system will experience a momentary interruption.

In this report, an outage with a duration of five minutes or less is classified as momentary. MAIFI is calculated by dividing the total number of momentary customer interruptions by the total number of customers served by the utility. For example, a utility with 20 momentary customer interruptions and 100 customers would have a MAIFI of 0.20.

Momentary outages can be more difficult to track and utilities without an automated outage management system might not log these interruptions; therefore, some utilities have a MAIFI of zero.

Table 8. Average MAIFI

	MAIFI (interruptions)
Your utility	NULL
Utilities that use the eReliability Tracker	0.79
Utilities in your region	0.99
Utilities in your customer size class	0.45

Table 9. Summary MAIFI data from the eReliability Tracker

	MAIFI (interruptions)
Minimum Value	0
First Quartile	0.01
Median Value	0.09
Third Quartile	0.59
Maximum Value	19.4

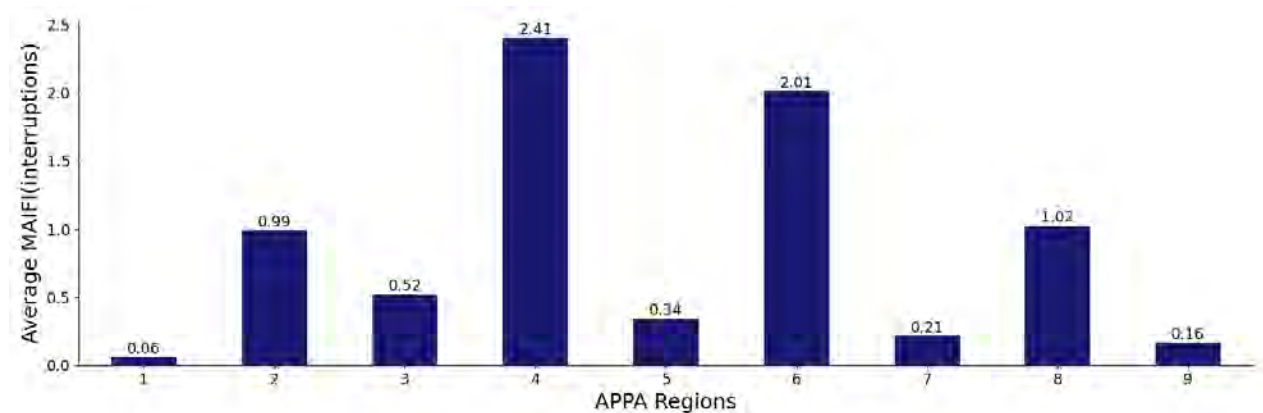


Figure 6. Average MAIFI for all utilities that use the eReliability Tracker by region

II.5. Average Service Availability Index (ASAI)

ASAI is a measure of the average availability of the sub-transmission and distribution systems that serve customers.

This load-based index represents the percentage availability of electric service to customers within the period analyzed. It is calculated by dividing the total hours in which service is available to customers by the total hours that service is demanded by the customers. For example, an ASAI of 99.99% means that electric service was available for 99.99% of the time during the given period. Note that the higher your ASAI value, the better the performance.

In the tables below, scheduled and unscheduled calculations include MEs. Also note that wherever MEs are excluded, the exclusion is based on the APPA's ME threshold for your system.

Table 10. Average ASAI with and without MEs in %

	All	No MEs	Unscheduled	Scheduled
Your utility	99.993	99.9956	99.9931	99.9999
Utilities that use the eReliability Tracker	99.9789	99.9916	99.9815	99.9955
Utilities in your region	99.9889	99.9935	99.9897	99.9985
Utilities in your customer size class	99.9852	99.9937	99.9856	99.9994

Table 11. Summary ASAI data from the eReliability Tracker

	All	No MEs	Unscheduled	Scheduled
Maximum Value	100	100	100	100
First Quartile	99.9967	99.998	99.9971	99.9999
Median Value	99.9912	99.9956	99.9915	99.9997
Third Quartile	99.9792	99.9907	99.9812	99.9992
Minimum Value	99.6586	99.8246	99.7054	99.6942

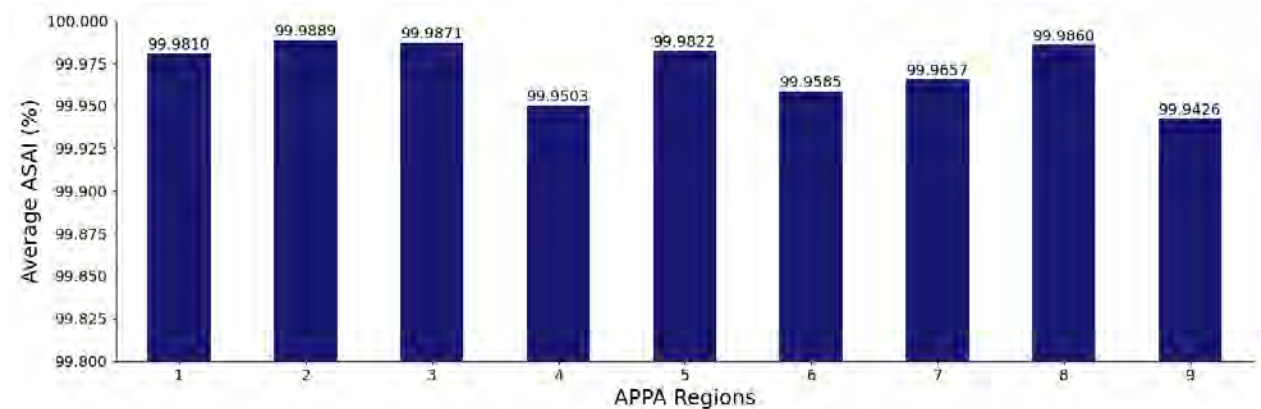


Figure 7. Average ASAI for all utilities that use the eReliability Tracker by region

II.6. Energy Information Administration (EIA) Form 861 Data

Form EIA-861 collects annual information on electric power industry participants involved in the generation, transmission, distribution, and sale of electric energy in the United States and its territories.

In 2014, EIA began publishing reliability statistics in Form EIA-861; therefore, APPA included these statistics in this report for informational purposes. Please note that the following data includes 175 investor-owned, 454 rural cooperative, and 319 public power utilities that were large enough to be required to fill out the full EIA-861 form, and does not include utilities that completed the EIA 861-S form (for smaller entities). Note that the 319 participating public power utilities include entities classified by EIA as municipal, political subdivision, and state. In addition, since the collection and release of EIA form data lags by a year, the data provided here is based on 2020 data that was published October 7, 2021. Therefore, we suggest you only use the aggregate statistics contained herein as an informational tool for further comparison of reliability statistics.

In Form EIA-861, an entity provides SAIDI and SAIFI including and excluding Major Event (ME) days in accordance with the IEEE 1366-2003 or IEEE 1366-2012 standard.

Although EIA collected other reliability-related data, the tables below only include SAIDI and SAIFI data including and excluding Major Evnet (ME) days. You can download the full set of data at: <http://www.eia.gov/electricity/data/eia861/>

Table 12. Summary SAIDI data from Form EIA-861, 2020

	All	No MEs
Average	391.57	135.78
Minimum Value	3.93	0
First Quartile	86.21	56.2
Median Value	178	99.32
Third Quartile	363.35	169.65
Maximum Value	7699.56	1353.2

Table 13. Summary SAIFI data from Form EIA-861, 2020

	All	No MEs
Average	1.62	1.22
Minimum Value	0.04	0
First Quartile	0.8	0.63
Median Value	1.34	1
Third Quartile	2.1	1.6
Maximum Value	12.93	7.26

II.7. Analysis of Miles of Line and Interruptions

Analyzing metrics on interruptions by miles of line can help utilities explore the relationship between outages, line exposure, and customer density. This analysis separates utilities into groups of similar average customer density (customers served per mile). As seen in Table 15, utilities that use the eReliability Tracker were split into five customer density groups of approximately 79 utilities each. Note that customer density classes include utilities that either provided their miles of line data to S&P Global Platts or recorded their data in the eReliability Tracker. By using the miles of line-related metrics shown in Table 14 and Table 15, you can benchmark your utility's reliability against system characteristics along with the customer normalized metrics included in the rest of the report. These system topography-related metrics can be helpful in understanding, for example, utility reliability against weather and animal-related outages relative to similarly dense and exposed utilities.

Your utility's total miles of line: **207.0**

Your utility's overhead miles of line: **118.0**

Your utility's underground miles of line: **89.0**

Table 14. Total miles of line and interruptions

	Customers Interrupted per Mile	Interruptions per Mile	Minutes of Interruption per Mile
Your utility	17.47	0.46	51.71
Utilities that use the eReliability Tracker	55.57	0.6	197.81
Utilities in your region	49.91	0.61	62.39

Your utility's average customer density (customers per mile): **42.76**

Your utility belongs to customer density class **3**.

Table 15. Total miles of line analysis by customer density class

Customer Density Class (Customers per Mile)	Customer Density Range	Average Customers Interrupted per Mile	Average Interruptions per Mile	Average Minutes of Interruption per Mile
Class 1	0 - 26	12.8	0.26	130.92
Class 2	26 - 42	18.82	0.3	71.62
Class 3	42 - 57	25.52	0.44	344.9
Class 4	57 - 78	60.66	0.43	61.95
Class 5	78 - 1660	87.43	0.7	104.97

III. Outage Causes

Equipment failure, extreme weather events, wildlife, and vegetation are some of the most common causes of electric system outages. The following pie chart shows the percentages of the primary causes of outages for all utilities using the eReliability Tracker in 2021.

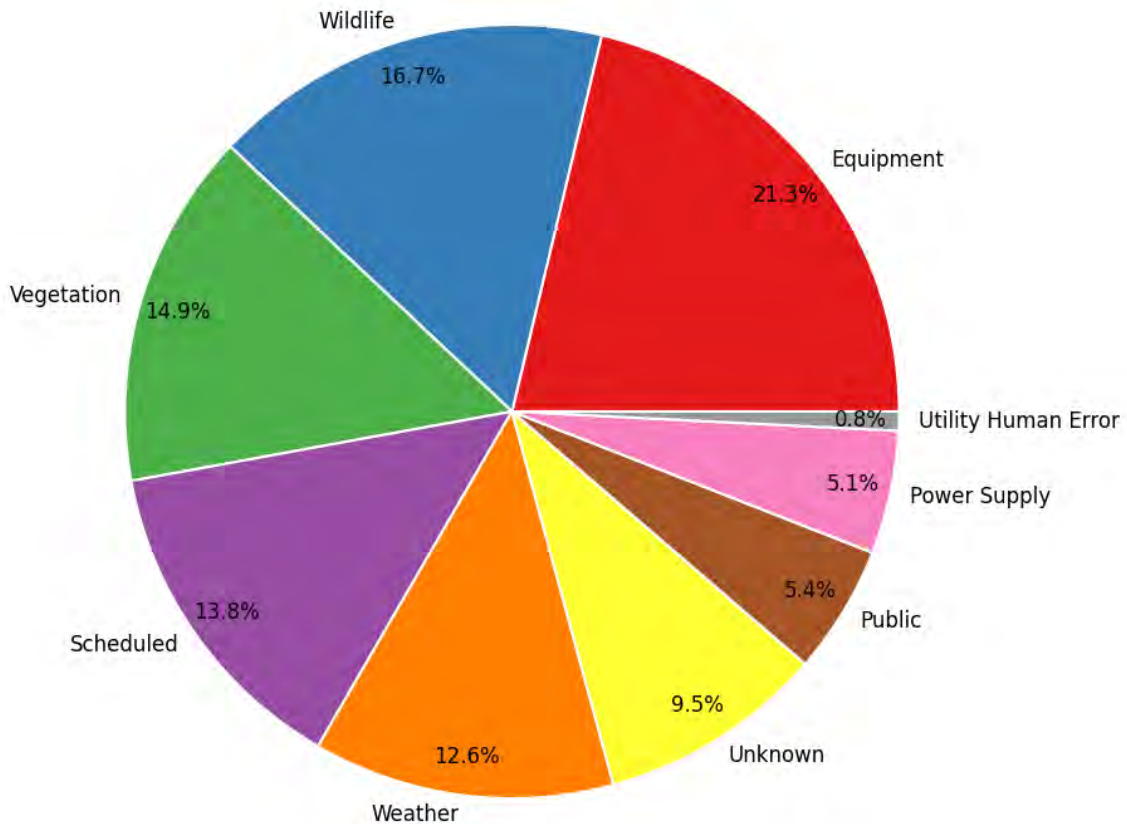


Figure 8. Primary causes of outages for all utilities that use the eReliability Tracker

Certain factors, such as regional weather and animal/vegetation patterns, can make some causes more prevalent for a specific group of utilities. The following section of this report includes graphs depicting common causes of outages for your utility, all utilities in your region, and all utilities using the eReliability Tracker.

Charts containing aggregate information are customer-weighted to account for differences in utility size for a better analytical comparison. For example, a particularly large utility may have a large number of outages compared to a small utility. To avoid skewing the data toward large utilities, the number of cause occurrences is divided by customer size to account for the differences. In Figures 9

-14, the data represent the number of occurrences for each group of 1,000 customers. A customer-weighted occurrence rate of "1" means one outage from that outage cause occurred per 1,000 customers on average in 2021.

Note that the sustained outage cause analysis is more comprehensive than the momentary outage cause analysis due to a larger and more robust sample size for sustained outages. Regardless, tracking both sustained and momentary outages helps utilities understand and reduce outages. To successfully use the outage information tracked by your utility, it is imperative to classify and record outages in detail. The more information provided per outage, the more conclusive and practical your analyses will be.

III.1. Sustained Outage Causes

In general, sustained outages are the most commonly tracked outage type. In analyses of sustained outages, utilities tend to exclude scheduled outages, partial power, customer-related problems, and qualifying major events from their reliability indices calculations. While this is a valid method for reporting, these outages should be included for internal review to make utility-level decisions. In this section, we evaluate common causes of sustained outages for your utility, corresponding region, and for all utilities that use the eReliability Tracker. It is important to note that in this report, sustained outages are classified as outages that last longer than five minutes, as defined by IEEE 1366.

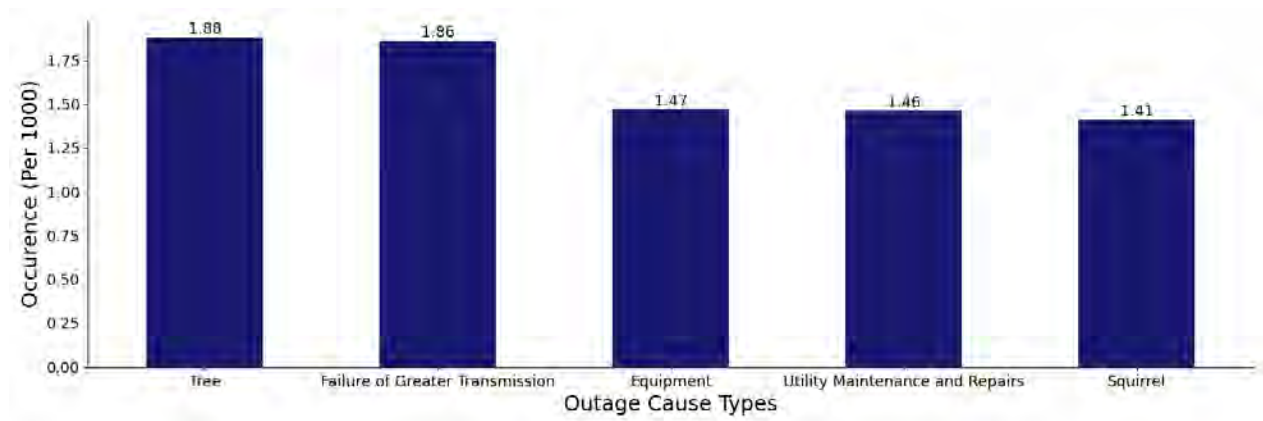


Figure 9. Top five causes of sustained outages for all utilities that use the eReliability Tracker

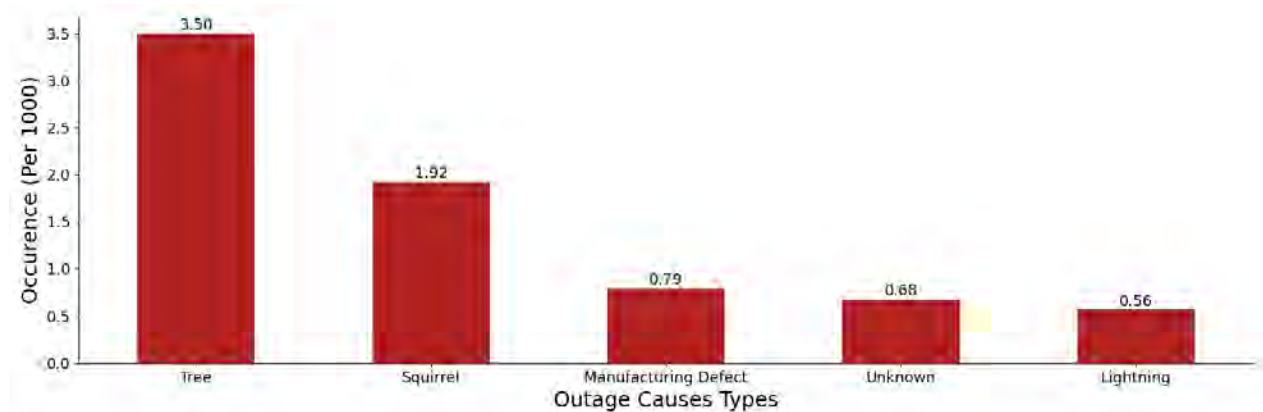


Figure 10. Top five causes of sustained outages for your utility ^[1]

1. For each utility, the number of occurrences for each cause is divided by that utility's customer size (in 1,000s) to create an occurrence rate that can be compared across different utility sizes. [↩](#)

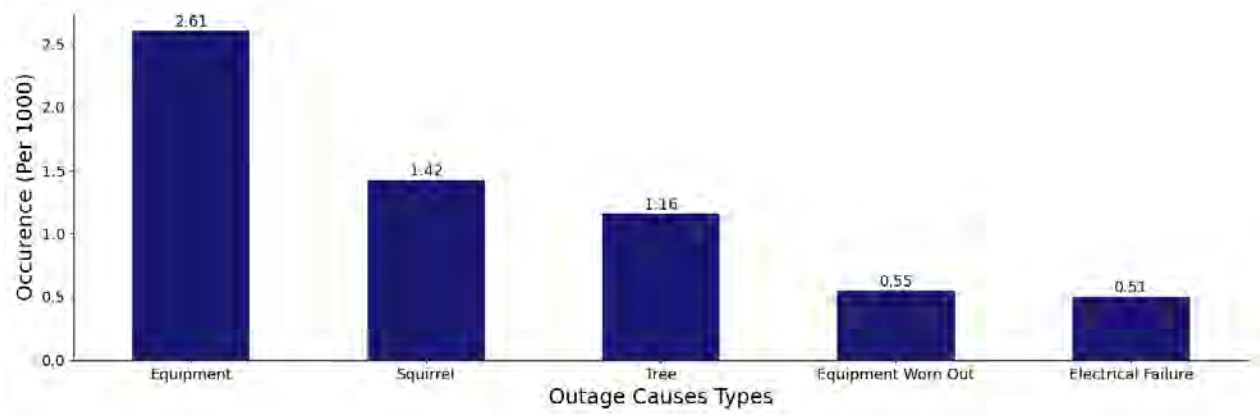


Figure 11. Top five causes of sustained outages in your region

III.2. Momentary Outage Causes

The ability to track momentary outages can be difficult or unavailable on some systems, but due to the hazard they pose for electronic equipment, it is important to track and analyze momentary causes. In this section, we evaluate common causes of momentary outages for your utility, region, and customer size class as well as common causes for all utilities that use the eReliability Tracker. Please note that only outages lasting less than five minutes are classified as momentary, as defined by IEEE 1366. In Figures 12 - 14, for each utility, the number of occurrences for each cause is divided by that utility's customer size (in thousands) to create an occurrence rate that can be compared across different utility sizes.

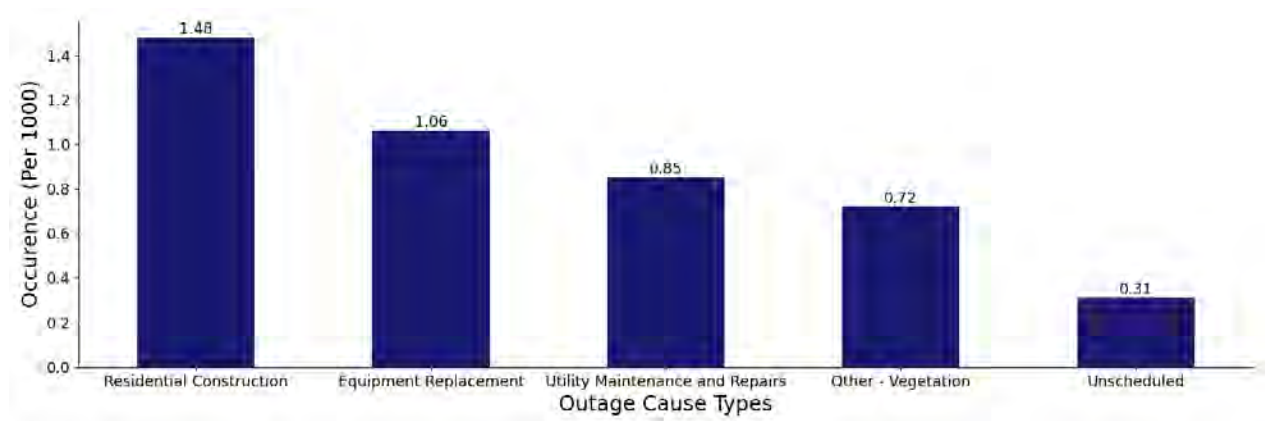


Figure 12. Top five causes of momentary outages for all utilities that use the eReliability Tracker

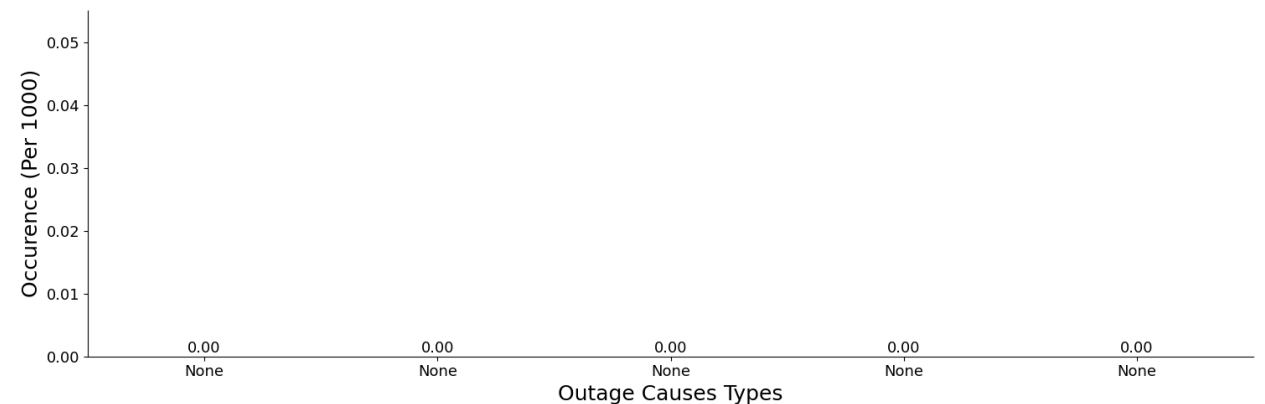


Figure 13. Top five causes of momentary outages for your utility ^[1]

1. If your utility has less than eight momentary outages recorded in the eReliability Tracker, this graph will be blank. [↩](#)

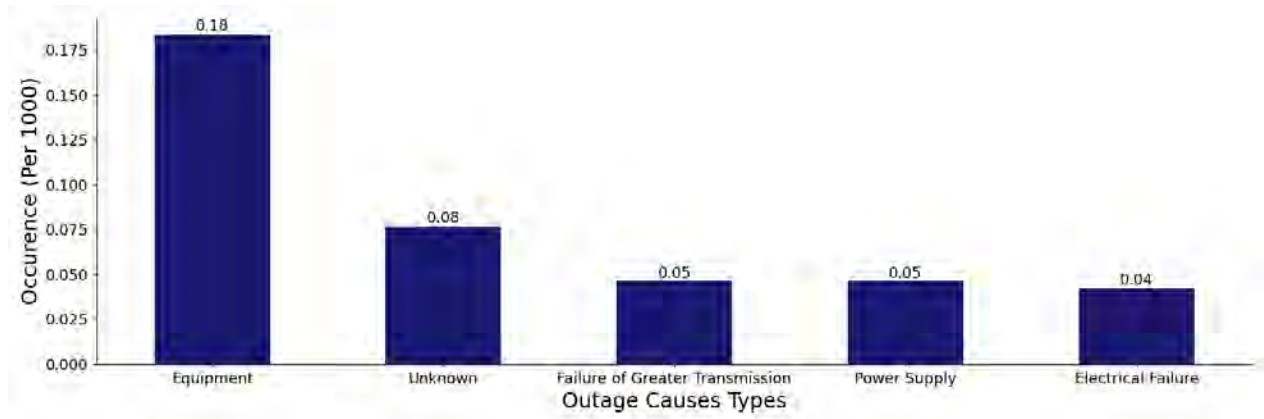


Figure 14. Top five causes of momentary outages in your region

Thank you for your active participation in the eReliability Tracker service, and we hope this report is useful to your utility in analyzing your system. If you have any questions regarding the material provided in this report, please contact:

APPA's Reliability Team
Alex Hofmann
Nathan Mitchell
Ji Yoon Lee
Maddy Wendell

American Public Power Association
2451 Crystal Drive, Suite 1000
Arlington, VA 22202
Reliability@PublicPower.org

For more information on reliability, visit <https://publicpower.org/reliability>.



Copyright 2022 by the American Public Power Association. All rights reserved.



600 South Fourth Street P.O. Box 383
Stoughton, WI 53589-0383

Serving Electric, Water & Wastewater Since 1886

Date: April 13, 2022

To: Stoughton Utilities Committee

From: Jill M. Weiss, P.E.
Stoughton Utilities Director

Subject: Utilities Committee Future Agenda Item(s)

This item appears on all agendas of Committees of the City of Stoughton.